



US00D398189S

United States Patent [19]

Benson

[11] **Patent Number: Des. 398,189**

[45] **Date of Patent: **Sep. 15, 1998**

[54] **TUMBLER**

[75] Inventor: **Kenneth R. Benson**, Southbury, Conn.

[73] Assignee: **Libbey Glass Inc.**, Toledo, Ohio

[**] Term: **14 Years**

[21] Appl. No.: **65,682**

[22] Filed: **Jan. 24, 1997**

[51] **LOC (6) Cl. 07-01**

[52] **U.S. Cl. D7/530; D7/531; D7/523**

[58] **Field of Search D7/523, 522, 524, D7/576, 578, 509, 507, 510, 511, 619, 514, 515, 518, 530, 531, 532, 533; 229/400**

[56] **References Cited**

U.S. PATENT DOCUMENTS

D. 98,293	1/1936	Clark	D7/530
D. 109,676	5/1938	Saunders	D7/509
D. 189,678	1/1961	Bloch	D7/530
D. 189,679	1/1961	Sampson	D7/530 X
D. 239,358	3/1976	Kjellquist	D7/523
D. 257,815	1/1981	Durand	D7/530
D. 296,743	7/1988	Durand	D7/530

D. 306,950	4/1990	Foucher	D7/530
D. 360,339	7/1995	Cortes-Sada	D7/531 X
D. 370,389	6/1996	Wilson	D7/523 X

OTHER PUBLICATIONS

The LS Collection Catalog, 1994–1995, p. 20, Nos. 100101 and 100102.

Primary Examiner—M. N. Pandozzi

Attorney, Agent, or Firm—Emch, Schaffer, Schaub & Porcello Co., L.P.A.

[57] **CLAIM**

The ornamental design for a tumbler, as shown and described.

DESCRIPTION

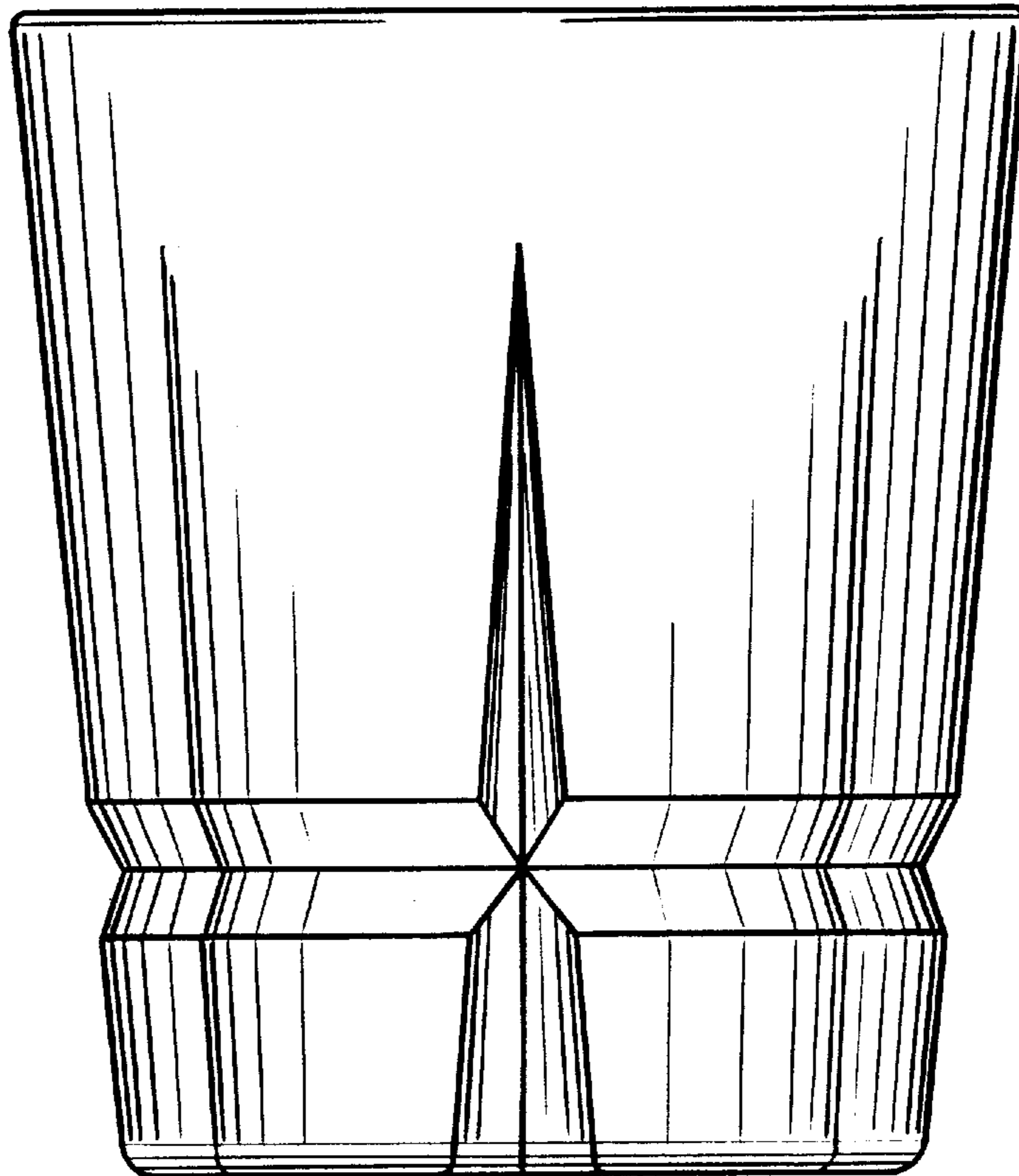
FIG. 1 is a front elevational view of the present design; the back elevational view being a mirror image of the front elevational view;

FIG. 2 is a side elevational view thereof; the opposite side elevational view being a mirror image of the side elevational view;

FIG. 3 is a top view thereof; and,

FIG. 4 is a bottom view thereof.

1 Claim, 2 Drawing Sheets



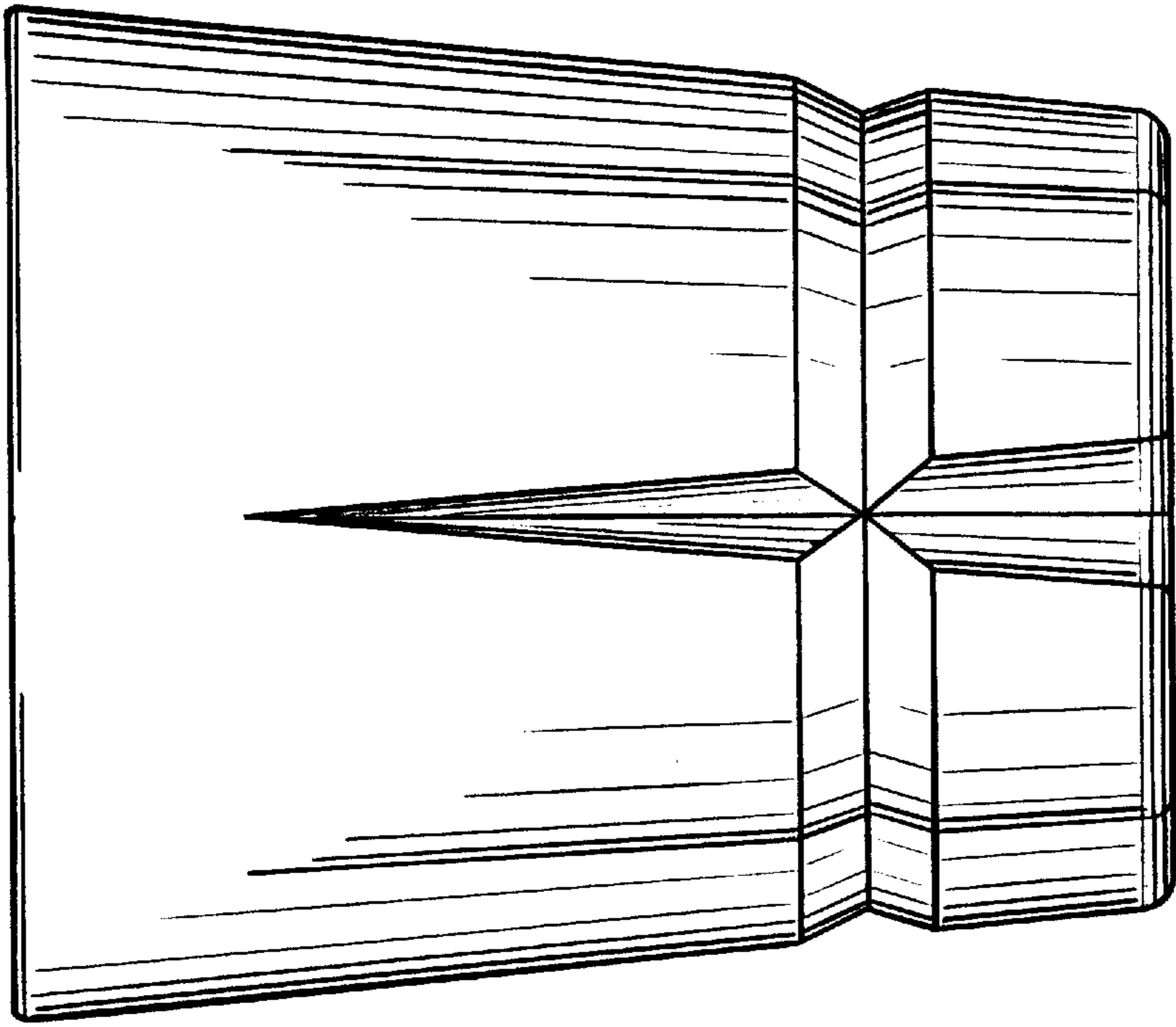


FIG. 2

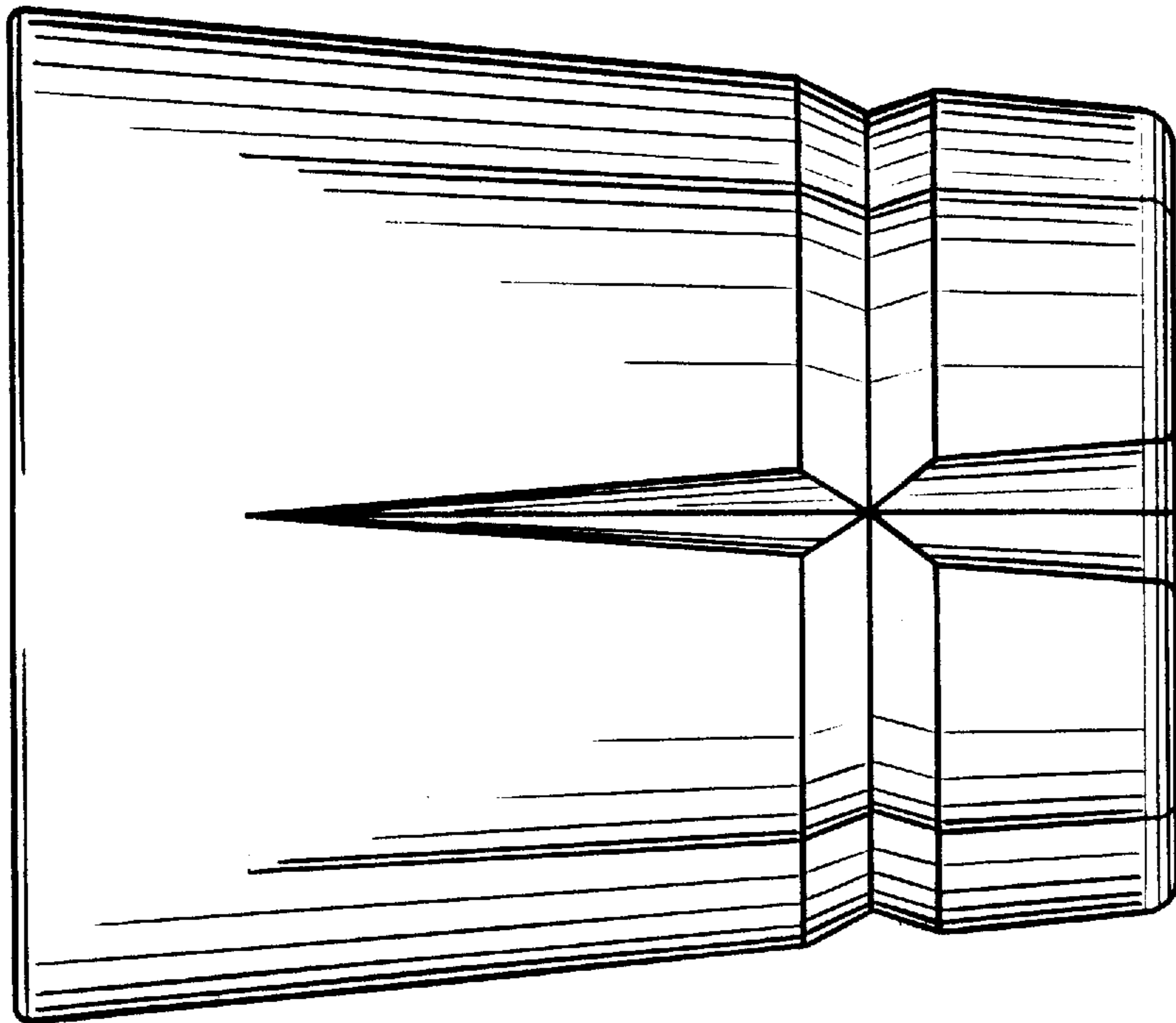




FIG. 1



—FIG. 3



—FIG. 4