



US00D398169S

United States Patent [19]
Inman

[11] **Patent Number: Des. 398,169**

[45] **Date of Patent: **Sep. 15, 1998**

[54] **DISPLAY CABINET**

[76] Inventor: **Michael J. Inman**, 21626 Kuder Ave.,
Perris, Calif. 92570

[**] Term: **14 Years**

[21] Appl. No.: **76,065**

[22] Filed: **Sep. 5, 1997**

[51] **LOC (6) Cl. 06-04**

[52] **U.S. Cl. D6/461**

[58] **Field of Search** D6/477-479, 455,
D6/461, 407, 457, 458, 629; 108/59, 60,
90-92; 211/194, 40, 163, 186-188, 41.12;
312/9.46, 9.45, 9.47, 249.2, 285, 117, 128

[56] **References Cited**

U.S. PATENT DOCUMENTS

D. 167,765	9/1952	Offner	D6/407
D. 217,517	5/1970	Platt	D6/461
D. 233,375	10/1974	Erkman	D6/629
D. 240,779	8/1976	Geismar	D6/459
D. 294,441	3/1988	Hoch	D6/461

D. 358,523	5/1995	Weisburn et al.	D6/629
D. 365,242	12/1995	Long et al.	D6/629
D. 367,974	3/1996	Inman	D6/470
3,889,817	6/1975	Berkman	211/163

Primary Examiner—James Gandy
Assistant Examiner—Linda Brooks
Attorney, Agent, or Firm—Boniard I. Brown

[57] **CLAIM**

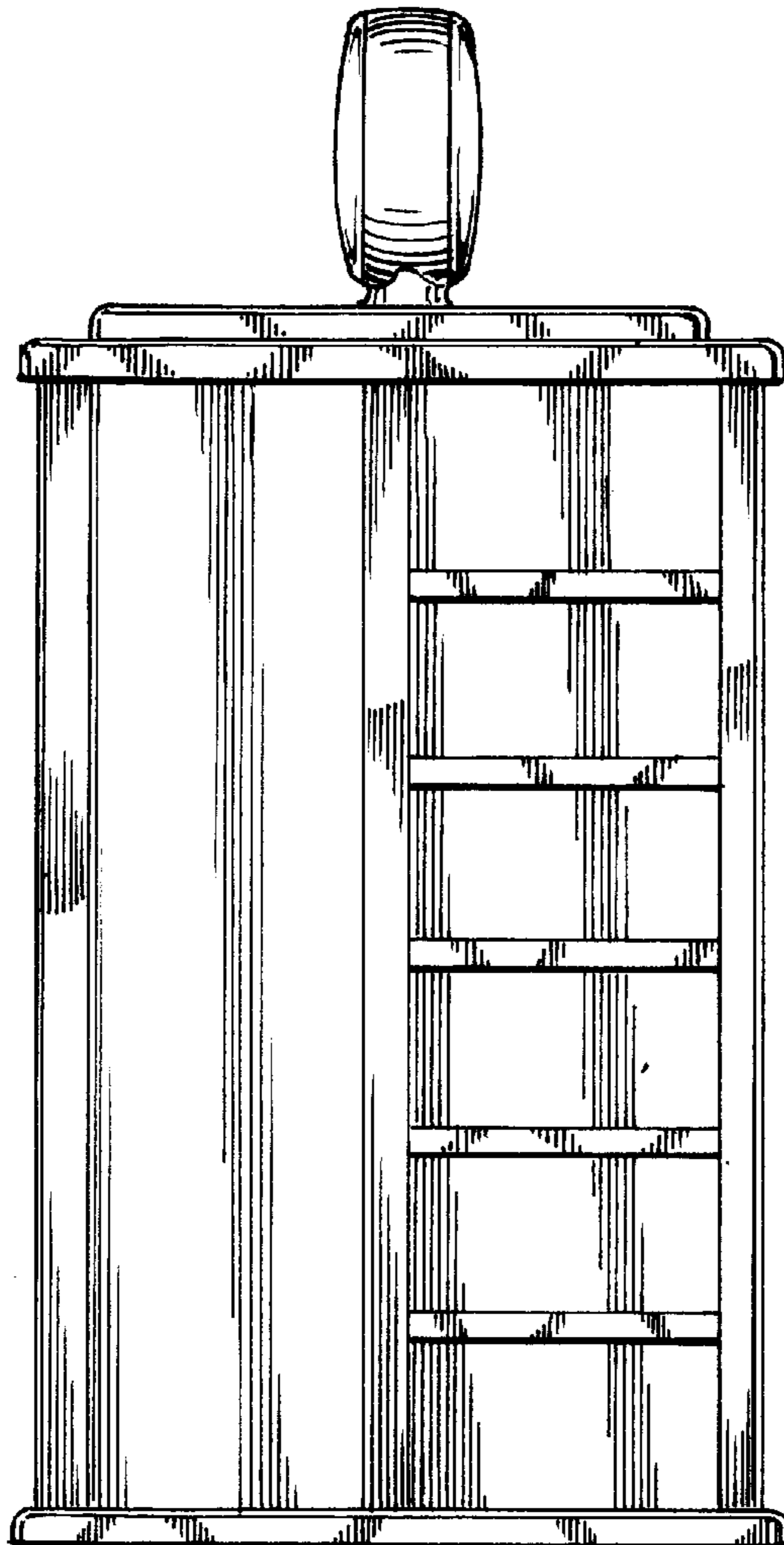
The ornamental design for a display cabinet, as shown and described.

DESCRIPTION

FIG. 1 is a side elevational view of a display cabinet, showing my new design, the opposite side being identical; FIG. 2 is a front view thereof, the rear view being identical; FIG. 3 is a top view thereof; and, FIG. 4 is a bottom view thereof.

The surface of the interior side panels adjacent to the shelves, and the top and bottom of the shelves, in FIGS. 1 and 2 are flat and unornamented.

1 Claim, 1 Drawing Sheet



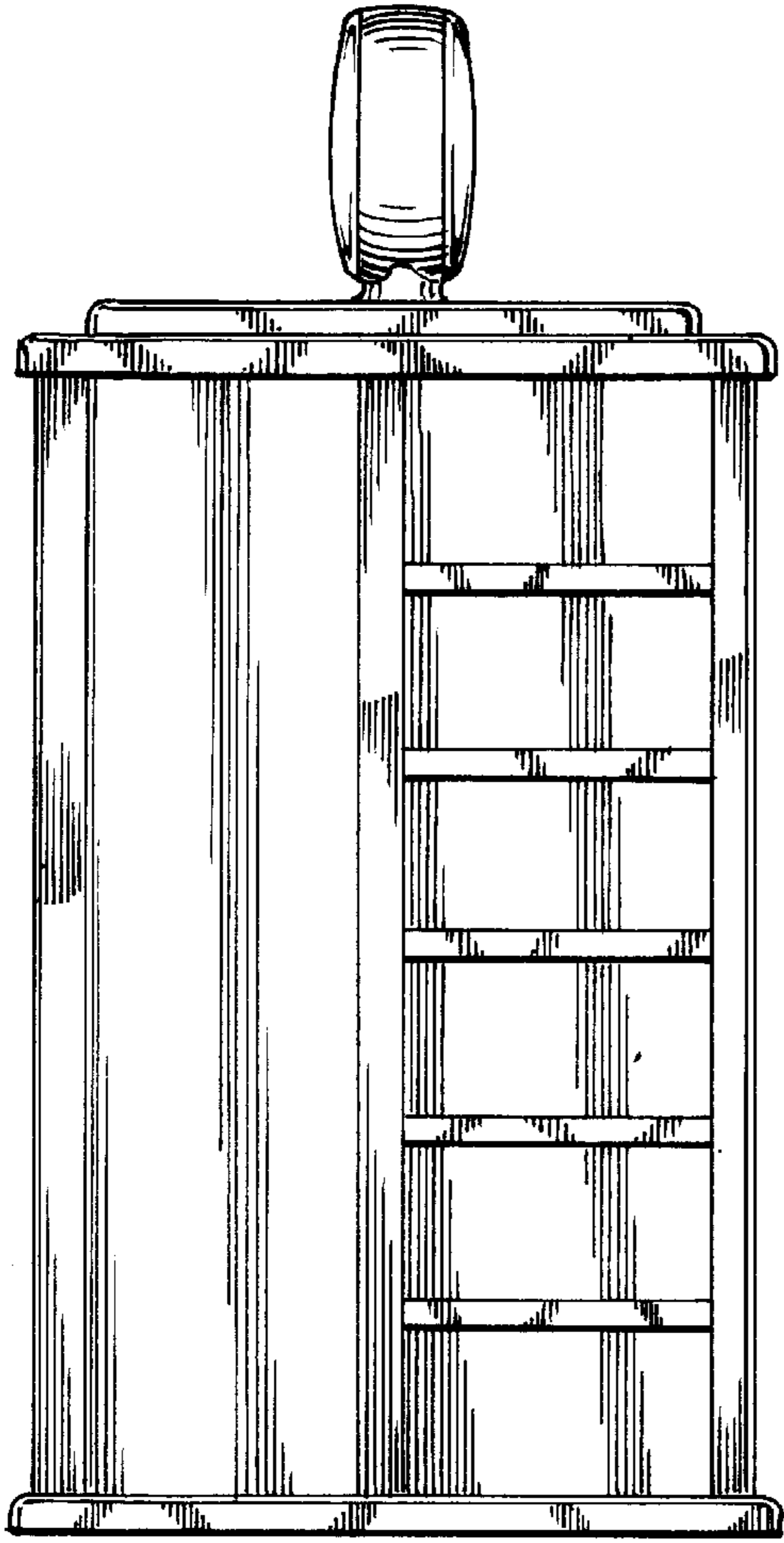


FIG. 1

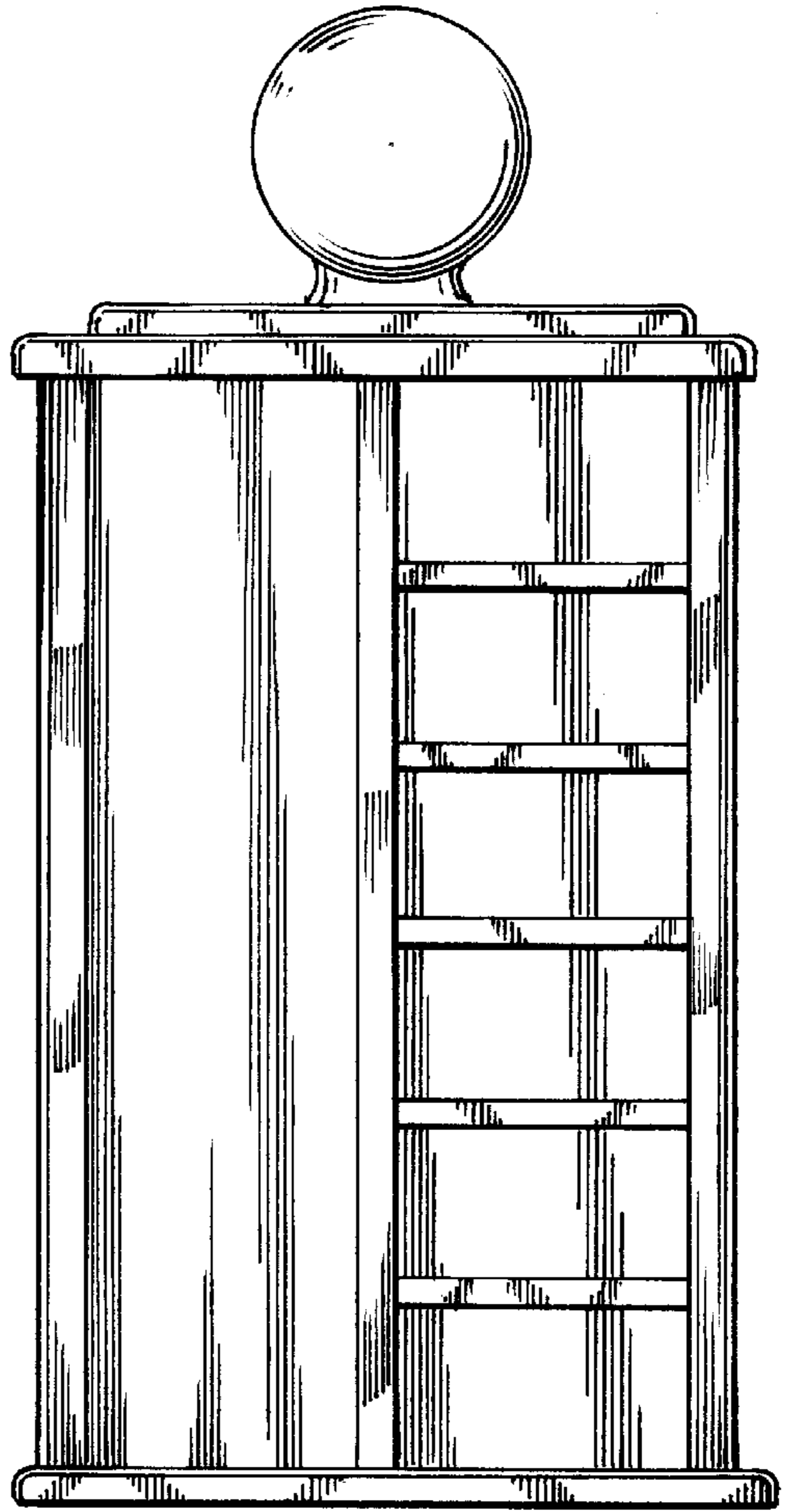


FIG. 2

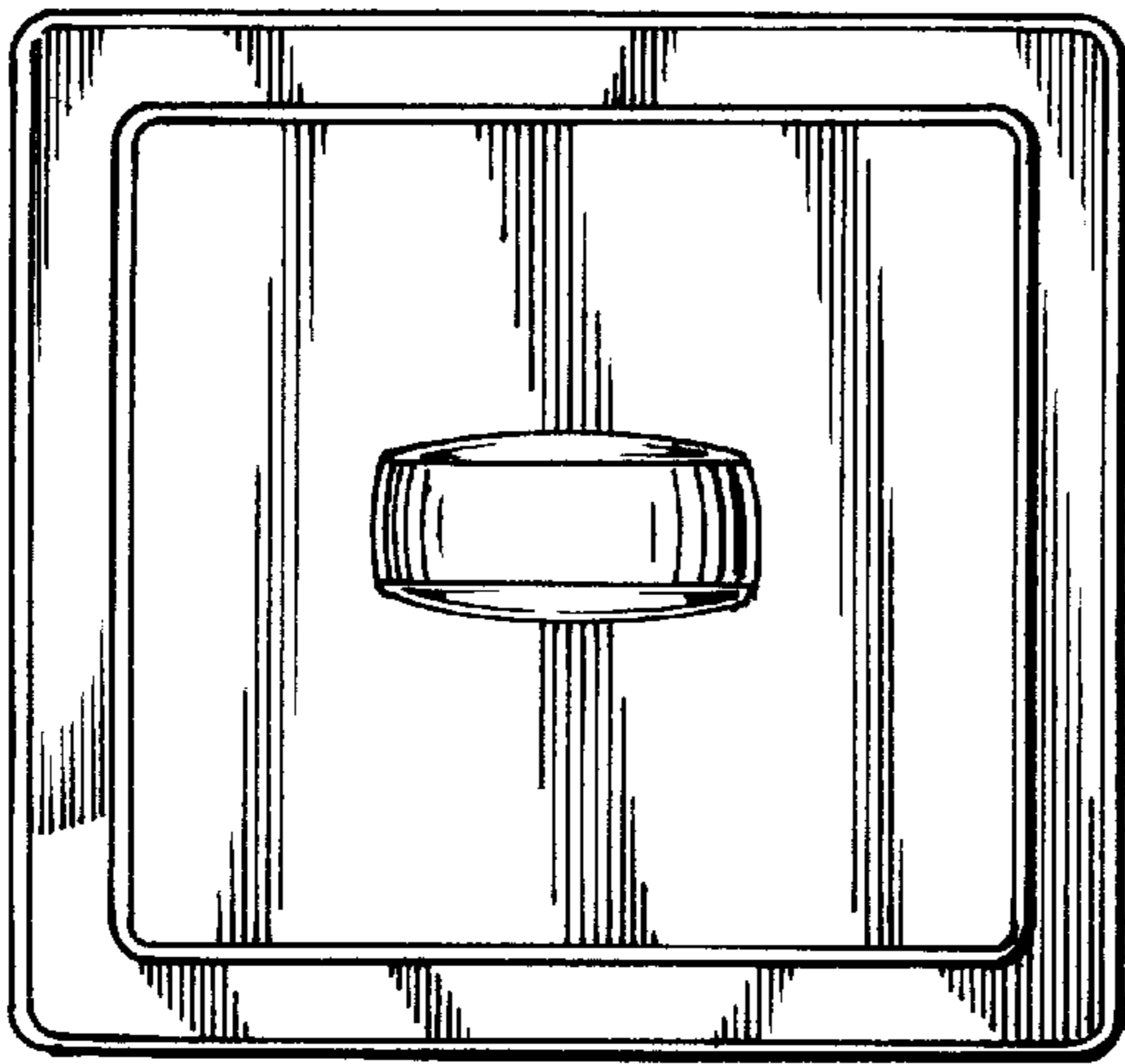


FIG. 3




FIG. 4