



US00D398159S

**United States Patent** [19]  
**Garrett**

[11] **Patent Number: Des. 398,159**

[45] **Date of Patent: \*\*Sep. 15, 1998**

[54] **CLOTHES HANGER**

[76] Inventor: **David John Garrett**, Bouley House,  
Pedmore Hall Lane, Pedmore,  
Stourbridge, West Midlands, DY9 0SR,  
England

[\*\*] Term: **14 Years**

[21] Appl. No.: **62,177**

[22] Filed: **Nov. 8, 1996**

[30] **Foreign Application Priority Data**

May 10, 1996	[GB]	United Kingdom	.....	2056218
Oct. 17, 1996	[GB]	United Kingdom	.....	2060119
Oct. 17, 1996	[GB]	United Kingdom	.....	2060120

[51] **LOC (6) Cl.** ..... **06-08**

[52] **U.S. Cl.** ..... **D6/316; D6/319**

[58] **Field of Search** ..... D6/316, 319; 211/113;  
223/85, 92, 95

[56] **References Cited**

**U.S. PATENT DOCUMENTS**

D. 128,615 8/1941 Borden ..... D6/316

D. 205,256	7/1966	Doland	.....	D6/316
D. 215,898	11/1969	Javanovich	.....	D6/316
D. 229,002	11/1973	Brannon	.....	D6/316
D. 253,447	11/1979	Tully	.....	D6/316
D. 283,376	4/1986	McConnell	.....	D6/319

*Primary Examiner*—B. J. Bullock  
*Attorney, Agent, or Firm*—Reinhart, Boerner, Van Deuren,  
Norris & Rieselbach, s.c.


[57] **CLAIM**

We claim the ornamental design for a clothes hanger, as shown and described.

**DESCRIPTION**

FIG. 1 is a front view of a clothes hanger showing my new design;  
FIG. 2 is a top plan view thereof;  
FIG. 3 is a bottom plan view thereof;  
FIG. 4 is a side elevational view thereof; and,  
FIG. 5 is an opposite side elevational view thereof.  
The broken lines which illustrate the environment of the claimed design form no part thereof.

**1 Claim, 2 Drawing Sheets**



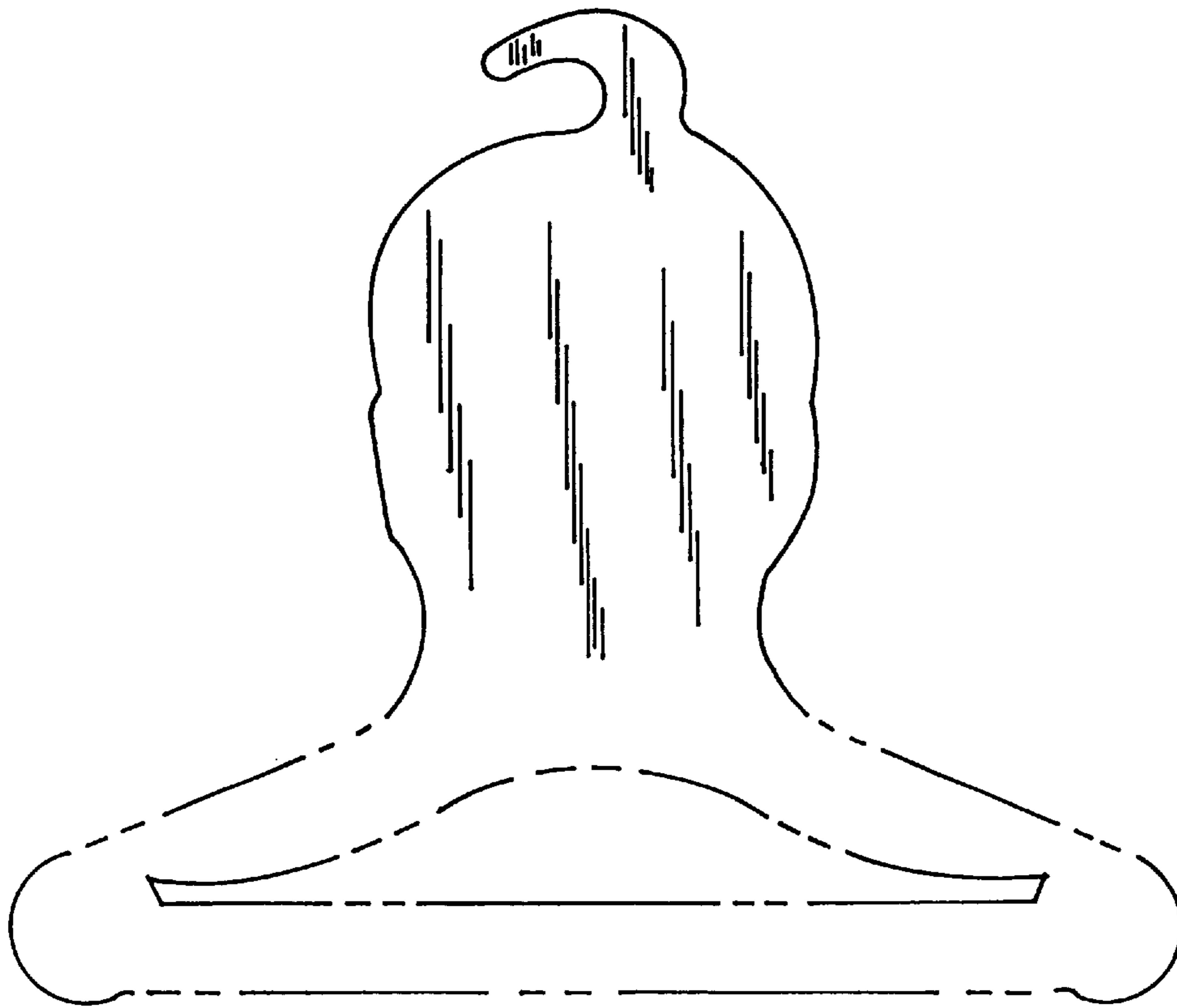


FIG. 1




FIG. 2




FIG. 3



FIG. 4



FIG. 5