



US00D398145S

United States Patent [19] Ganon

[11] **Patent Number: Des. 398,145**

[45] **Date of Patent: **Sep. 15, 1998**

[54] **SANDAL INSERT**

[75] **Inventor: Michael H. Ganon, Columbus, Ohio**

[73] **Assignee: totes Isotoner Corporation, Loveland, Ohio**

[**] **Term: 14 Years**

[21] **Appl. No.: 61,039**

[22] **Filed: Oct. 15, 1996**

[51] **LOC (6) Cl. 02-04**

[52] **U.S. Cl. D2/961; D2/946; D2/964; D2/968**

[58] **Field of Search** D2/916, 923, 939, D2/940, 946, 947, 948, 949, 950, 951, 952, 954, 961, 964, 965, 967, 960; 36/11, 27, 34 R, 37, 38, 40, 43, 44, 59 R, 71

[56] **References Cited**

U.S. PATENT DOCUMENTS

D. 112,267 11/1938 Court D2/965

D. 350,226	9/1994	Kilgore	D2/964
D. 362,745	10/1995	Skrivanek	D2/916
968,434	8/1910	Taillefer	36/38
1,780,997	11/1930	Cohan et al.	36/37
3,984,926	10/1976	Calderson	36/37
4,223,456	9/1980	Cohen	36/59 X
4,715,130	12/1987	Scatena	36/27

Primary Examiner—Louis S. Zarfaz
Assistant Examiner—M. Weingart
Attorney, Agent, or Firm—Wood, Herron & Evans, LLP

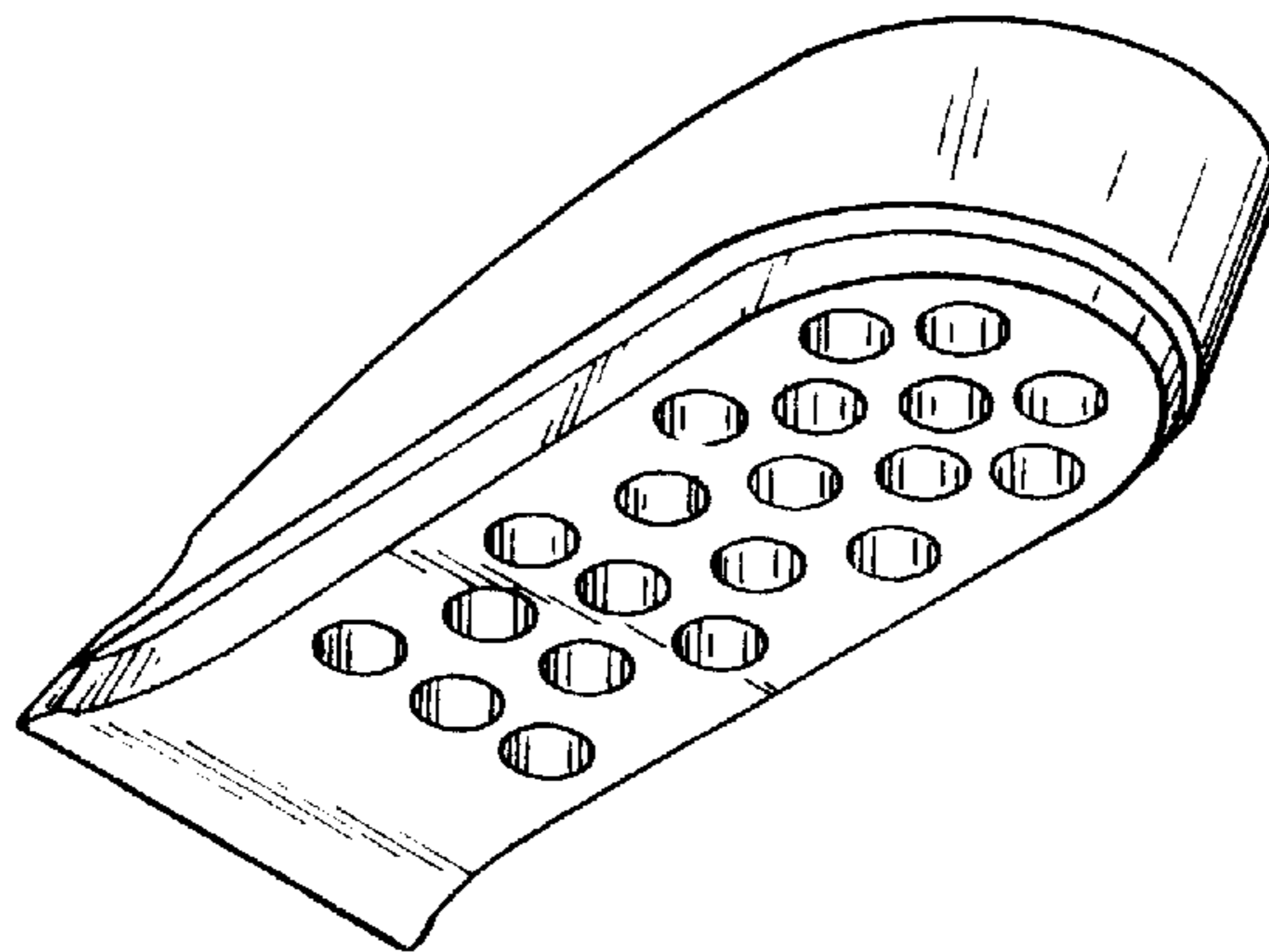
[57] **CLAIM**

The ornamental design for a sandal insert, as shown and described.

DESCRIPTION

FIG. 1 is a side elevational view showing my new design; FIG. 2 is a rear elevational view thereof; FIG. 3 is a perspective view thereof; FIG. 4 is a bottom view thereof; FIG. 5 is a front elevational view thereof; and FIG. 6 is a plan view thereof.

1 Claim, 1 Drawing Sheet



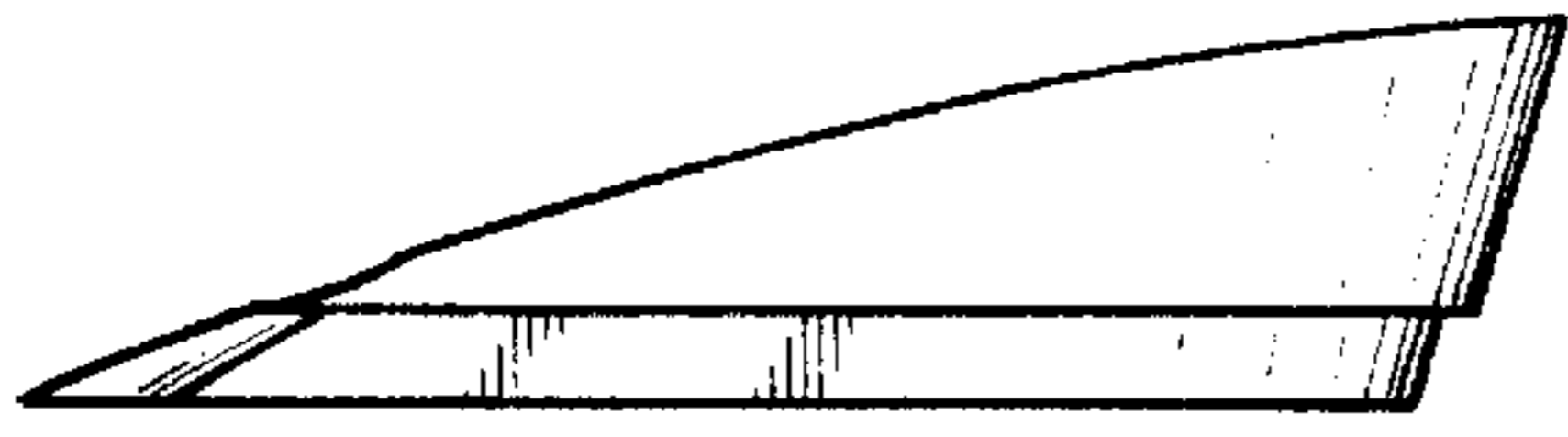


FIG. 1



FIG. 2

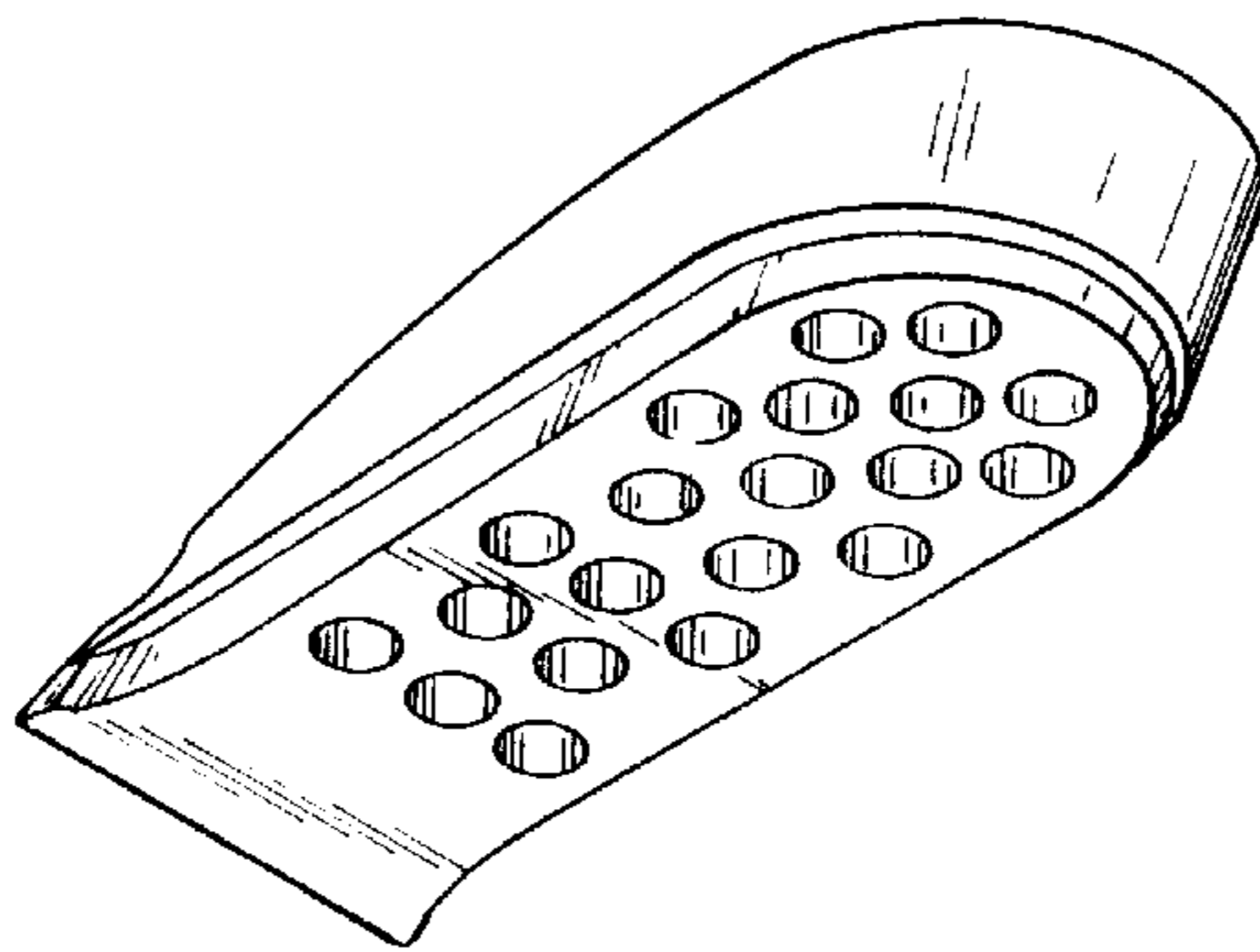


FIG. 3




FIG. 4



FIG. 5

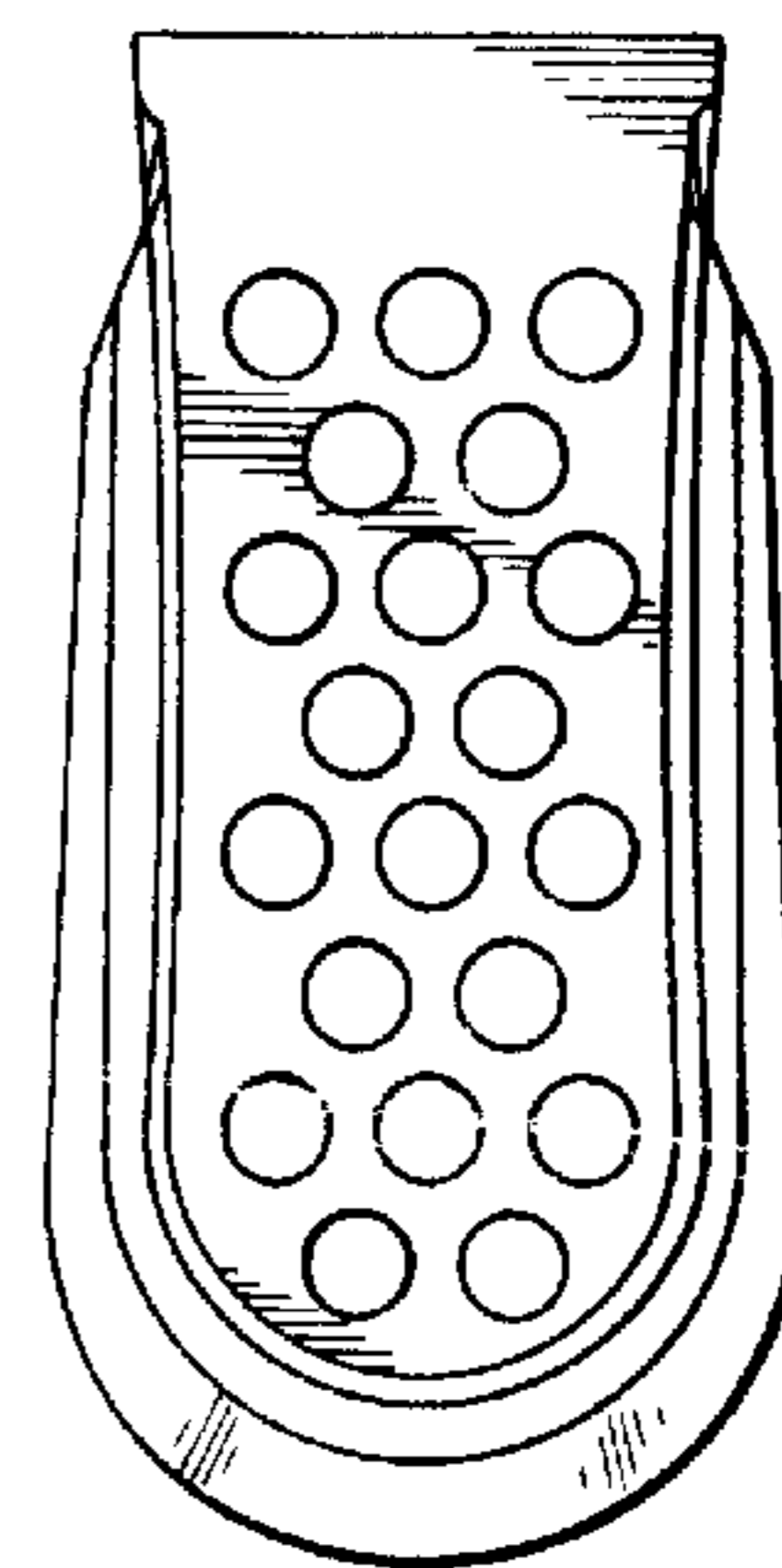


FIG. 6