



US00D398143S

United States Patent [19] Meyer

[11] Patent Number: **Des. 398,143**

[45] Date of Patent: ****Sep. 15, 1998**

[54] **SHOE SOLE BOTTOM AND PERIPHERY**

[75] Inventor: **Eric S. Meyer**, Santa Barbara, Calif.

[73] Assignee: **Simple Shoes, Inc.**, Goleta, Calif.

[**] Term: **14 Years**

[21] Appl. No.: **55,939**

[22] Filed: **Jun. 17, 1996**

[51] **LOC (6) Cl.** **02-04**

[52] **U.S. Cl.** **D2/951; D2/952**

[58] **Field of Search** D2/897, 902, 906,
D2/908, 914, 916, 919, 946-960, 962,
964; 36/85, 101, 103, 104, 106, 107, 113-115,
124, 126, 127-130, 3 B, 11.5, 12-15, 22 R,
25 R, 30 R, 32 R, 32 A, 33, 172

[56] **References Cited**

U.S. PATENT DOCUMENTS

- D. 322,154 12/1991 Trueman D2/955
- D. 336,359 6/1993 Peterson D2/952
- D. 336,773 6/1993 Peterson D2/954

- D. 353,258 12/1994 Issler D2/957
- 2,394,454 2/1946 Kappeler 36/59 C
- 2,722,756 11/1955 Ecclesine 36/59 C
- 3,318,025 5/1967 Antello 36/32 R

Primary Examiner—Doris V. Coles
Attorney, Agent, or Firm—Juettner Pyle Piontek & Underwood

[57] **CLAIM**

The ornamental design for a shoe sole bottom and periphery, as shown and described.

DESCRIPTION

FIG. 1 is a bottom plan view of a shoe sole bottom and periphery showing my new design;
FIG. 2 is a cross sectional view taken along line 2—2 of FIG. 1;
FIG. 3 is a right side elevational view thereof;
FIG. 4 is a left side elevational view thereof;
FIG. 5 is a front elevational view thereof;
FIG. 6 is a rear elevational view thereof; and,
FIG. 7 is a perspective view thereof.

1 Claim, 3 Drawing Sheets

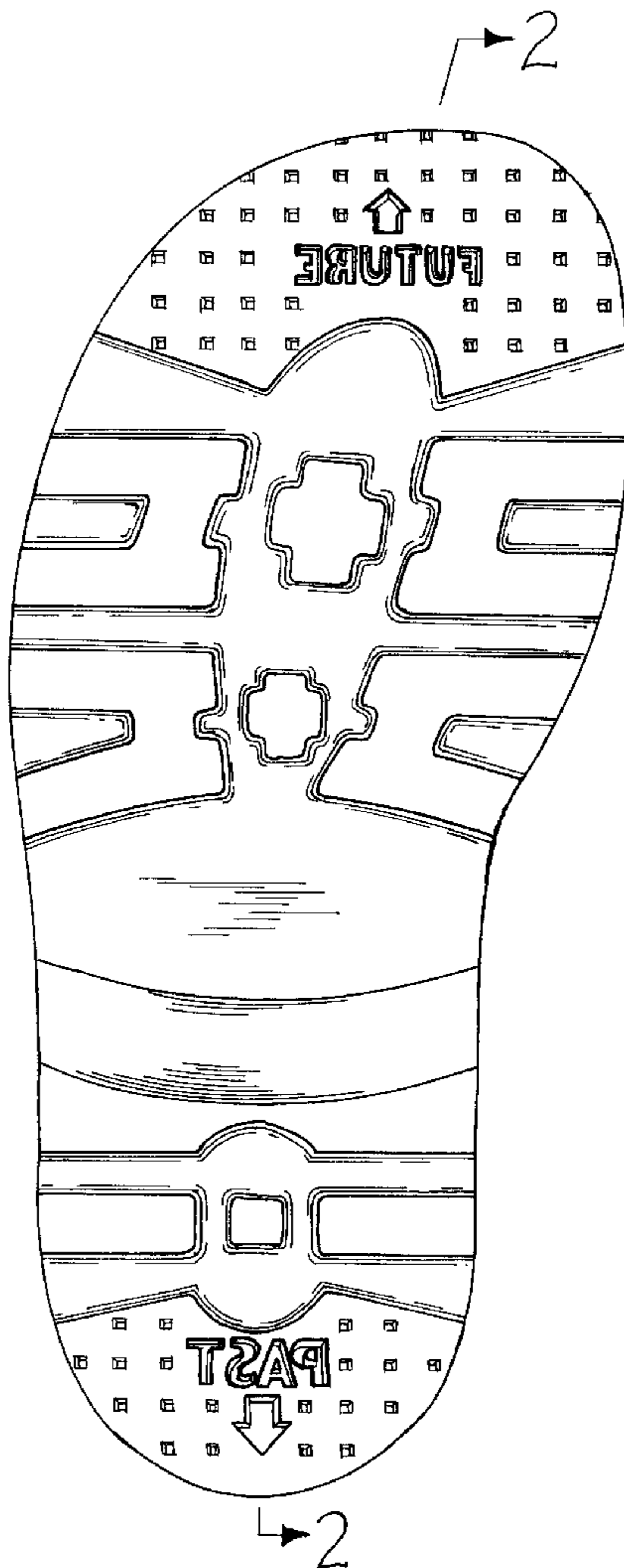


FIG. 1


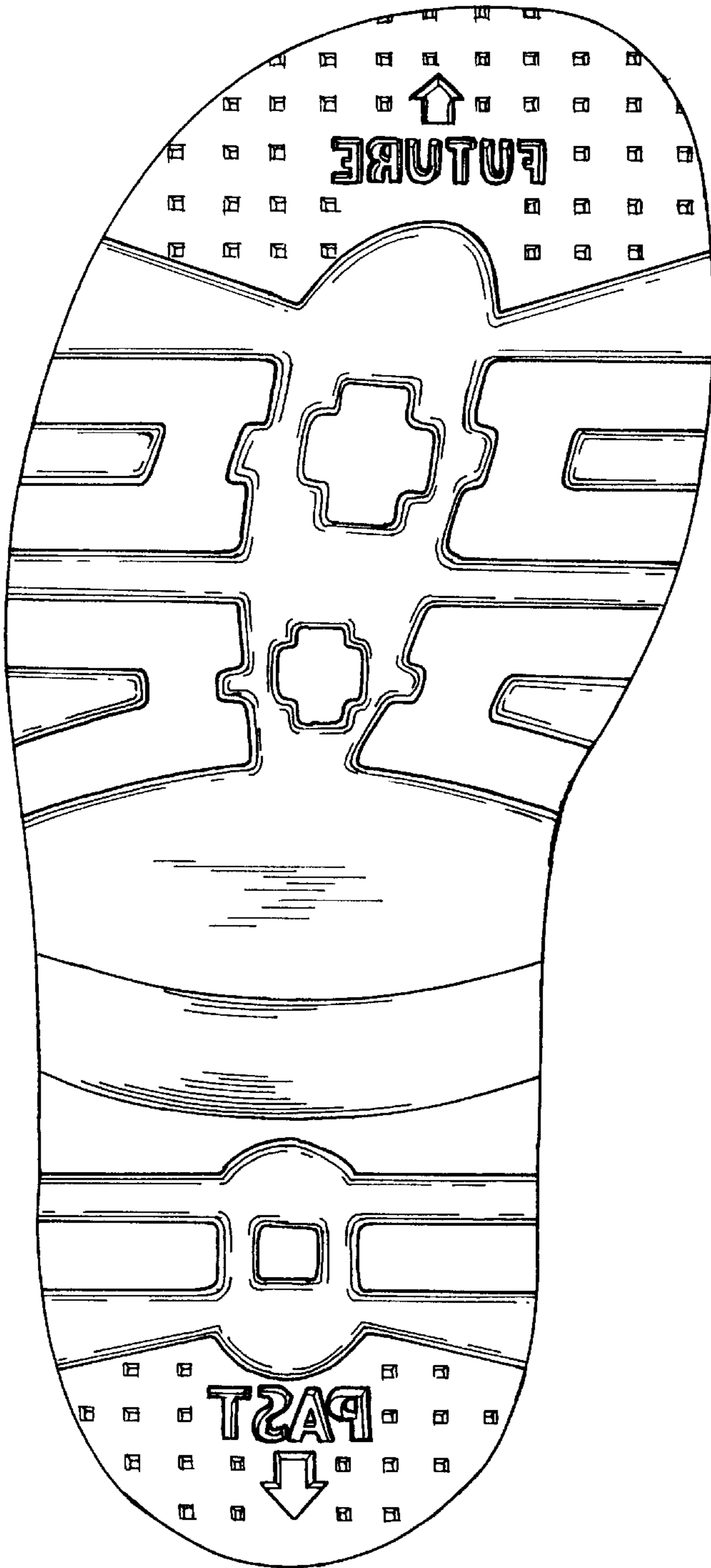
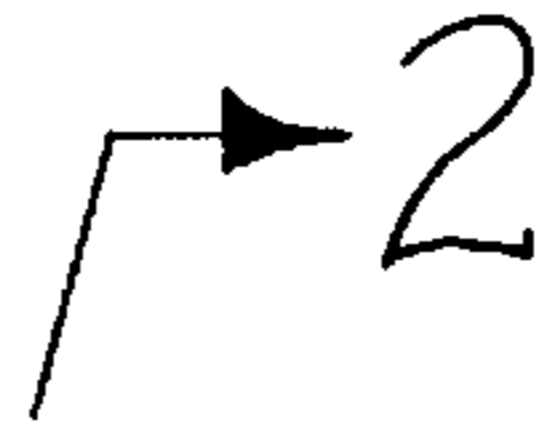


FIG. 2

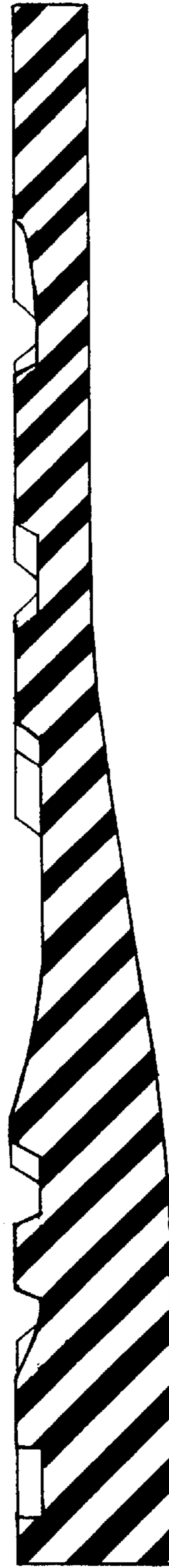
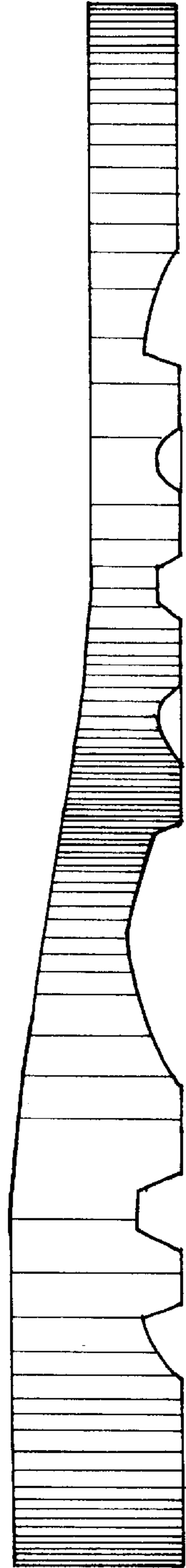


FIG. 3






FIG. 5

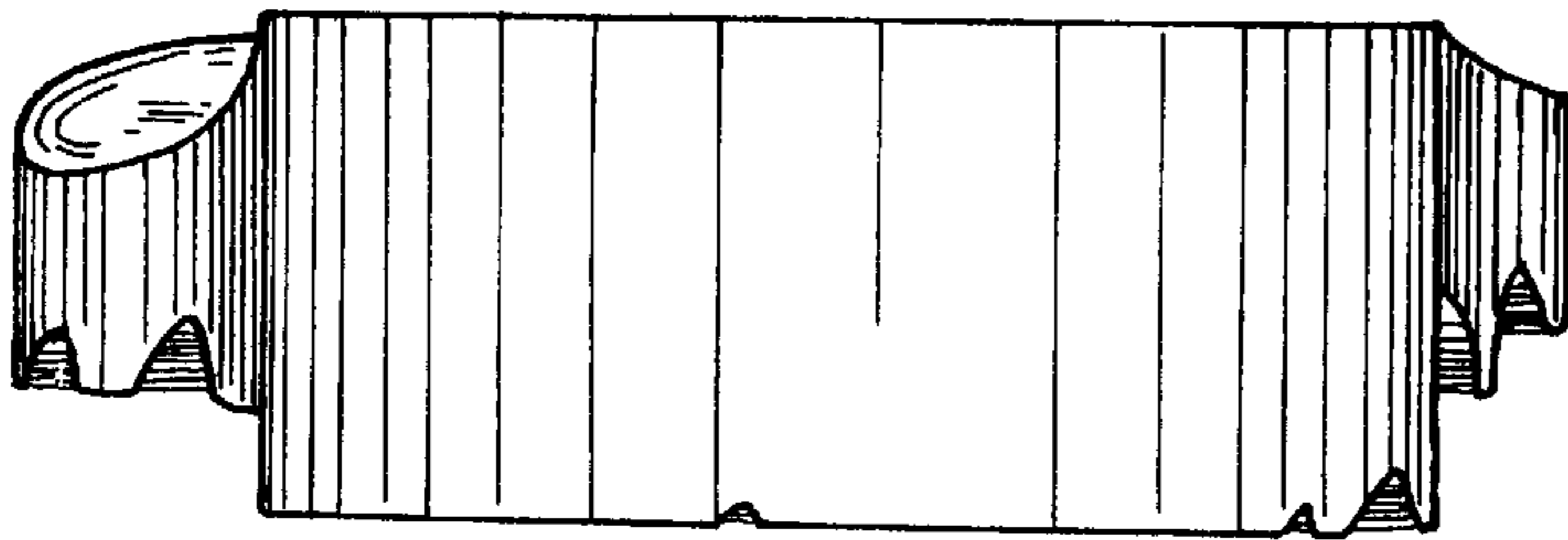


FIG. 6

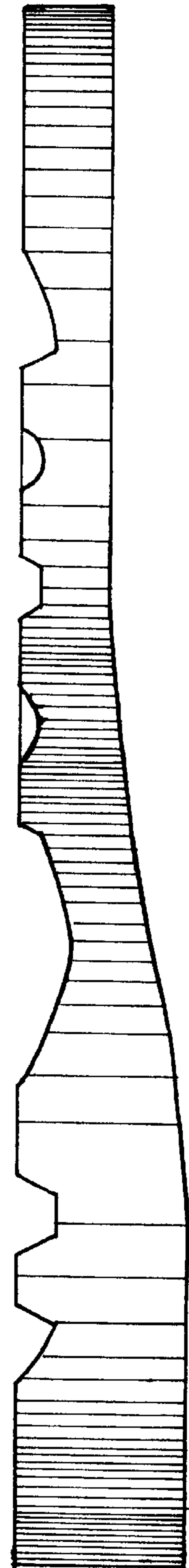


FIG. 4

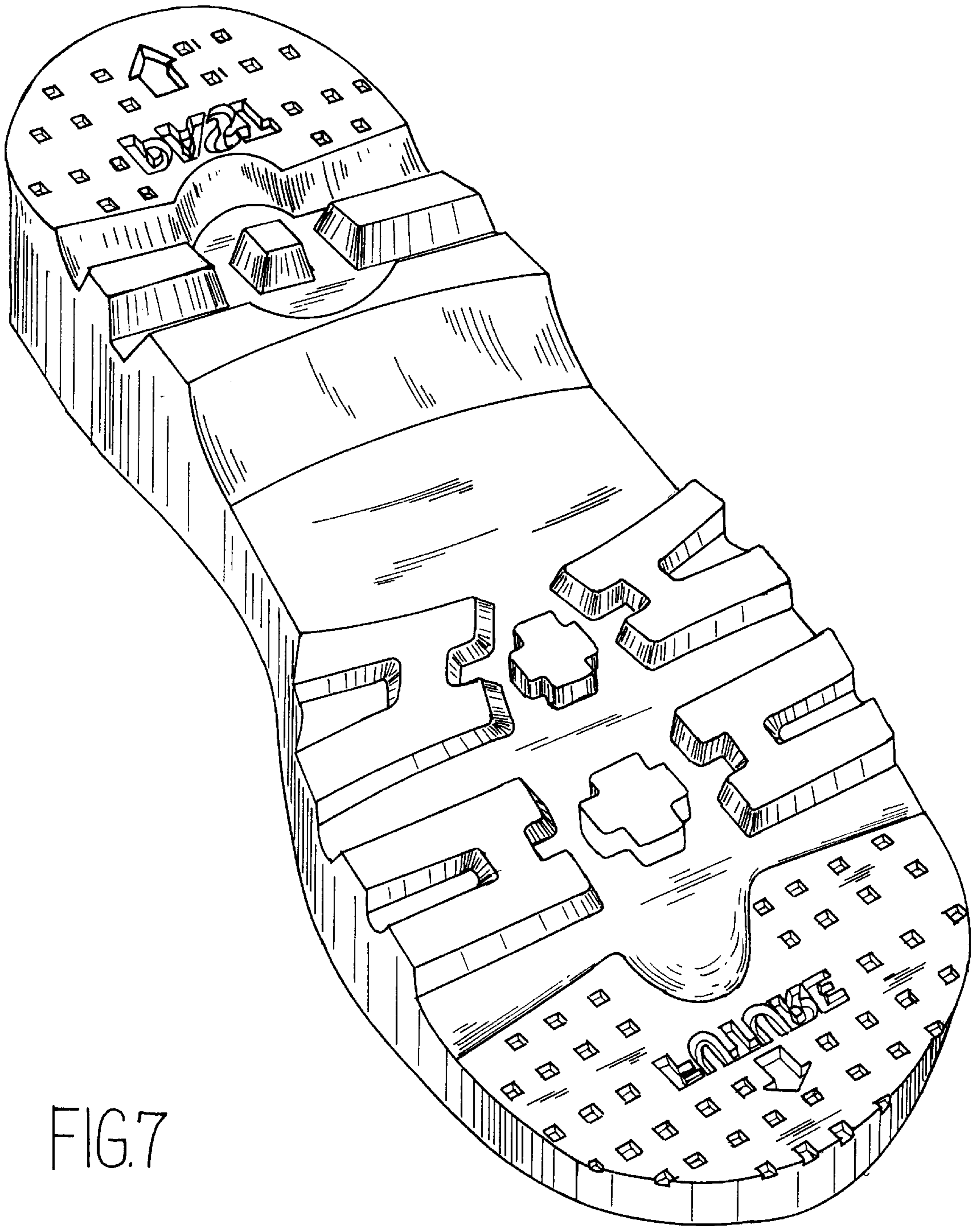


FIG.7