



US00D398136S

United States Patent [19]
Samelian

[11] **Patent Number: Des. 398,136**

[45] **Date of Patent: **Sep. 15, 1998**

[54] **NECK WARMER**

3,189,919 6/1965 Chase D29/11 B
4,168,543 9/1979 Baker 2/91

[76] Inventor: **John K. Samelian**, 920 Rae Ct.,
Mendota Heights, Minn. 55118

FOREIGN PATENT DOCUMENTS

[**] Term: **14 Years**

2171 2/1886 United Kingdom D2/600 X

[21] Appl. No.: **68,010**

Primary Examiner—Paula A. Mortimer
Attorney, Agent, or Firm—Jacobson & Johnson

[22] Filed: **Mar. 14, 1997**

[57] **CLAIM**

[51] **LOC (6) Cl.** **02-02**

The ornamental design for a neck warmer, as shown.

[52] **U.S. Cl.** **D2/600**

DESCRIPTION

[58] **Field of Search** D2/500, 501, 600,
D2/612; D29/118, 121, 100, 120; 2/91,
133, 272

FIG. 1 is a front perspective view of a neck warmer showing my new design, the broken line showing of the human form is for illustrative purposes only and forms no part of the claimed design;

[56] **References Cited**

U.S. PATENT DOCUMENTS

- D. 327,339 6/1992 Rasmussen et al. D2/501 X
- D. 339,676 9/1993 Geving D2/500
- D. 354,840 1/1995 Geisler D2/612
- D. 380,875 7/1997 Gallo D29/121 X
- 2,870,448 1/1959 Rosenthal 2/91
- 3,105,970 10/1963 Heriberg 2/91

FIG. 2 is a top plan view thereof;

FIG. 3 is a front elevational view thereof;

FIG. 4 is a left side elevational view thereof;

FIG. 5 is a rear elevational view thereof;

FIG. 6 is a right side elevational view thereof; and,

FIG. 7 is a bottom plan view thereof.

1 Claim, 1 Drawing Sheet



Fig. 2

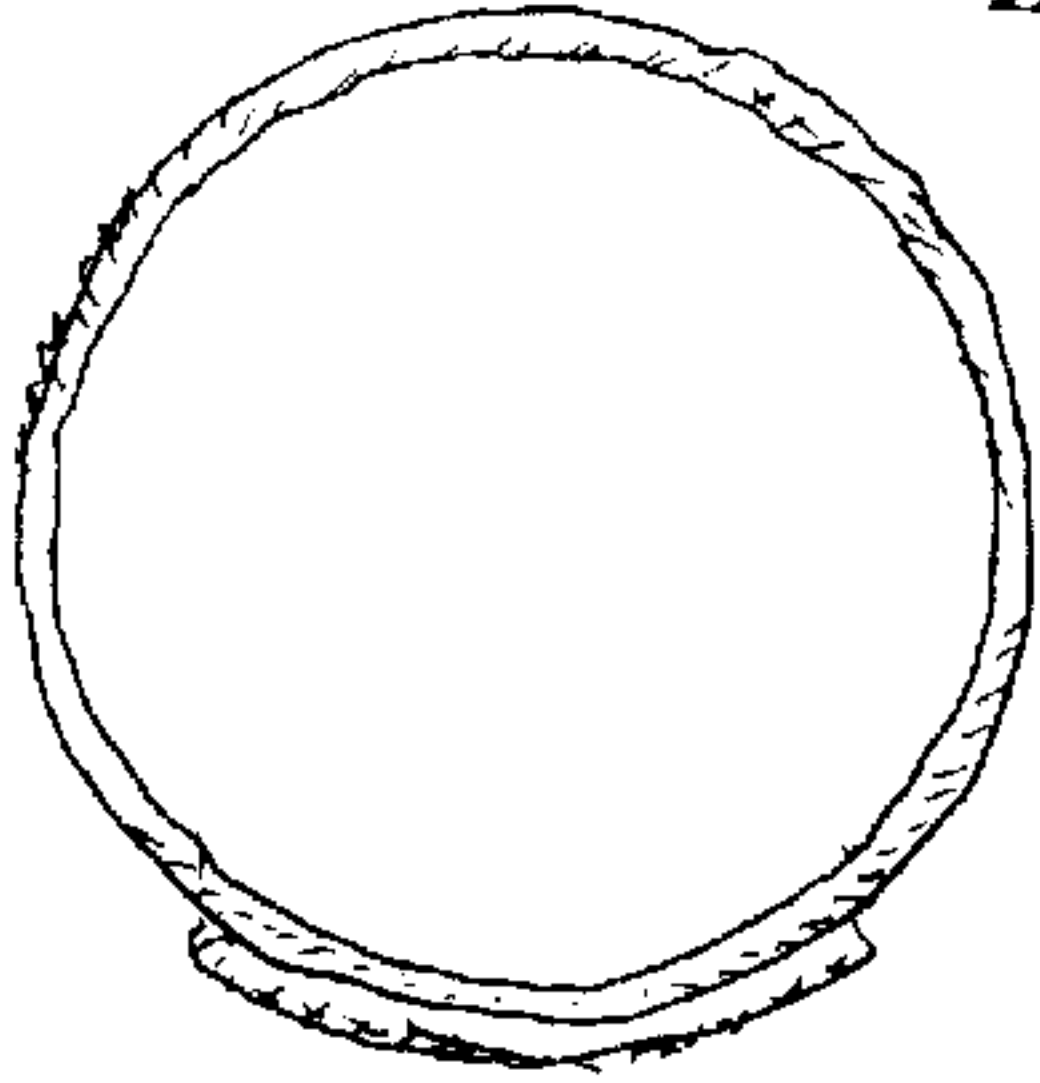


Fig. 1

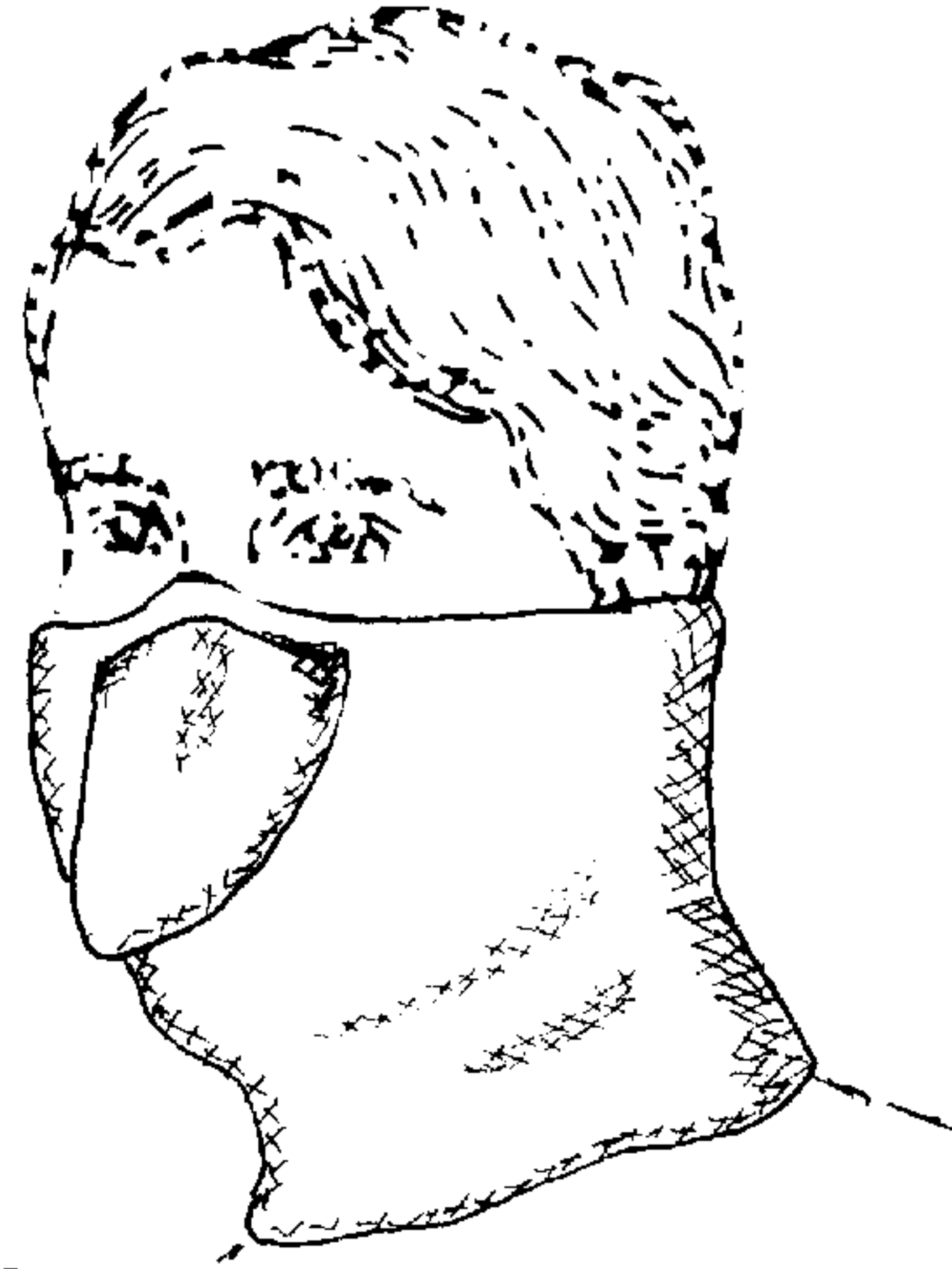


Fig. 3

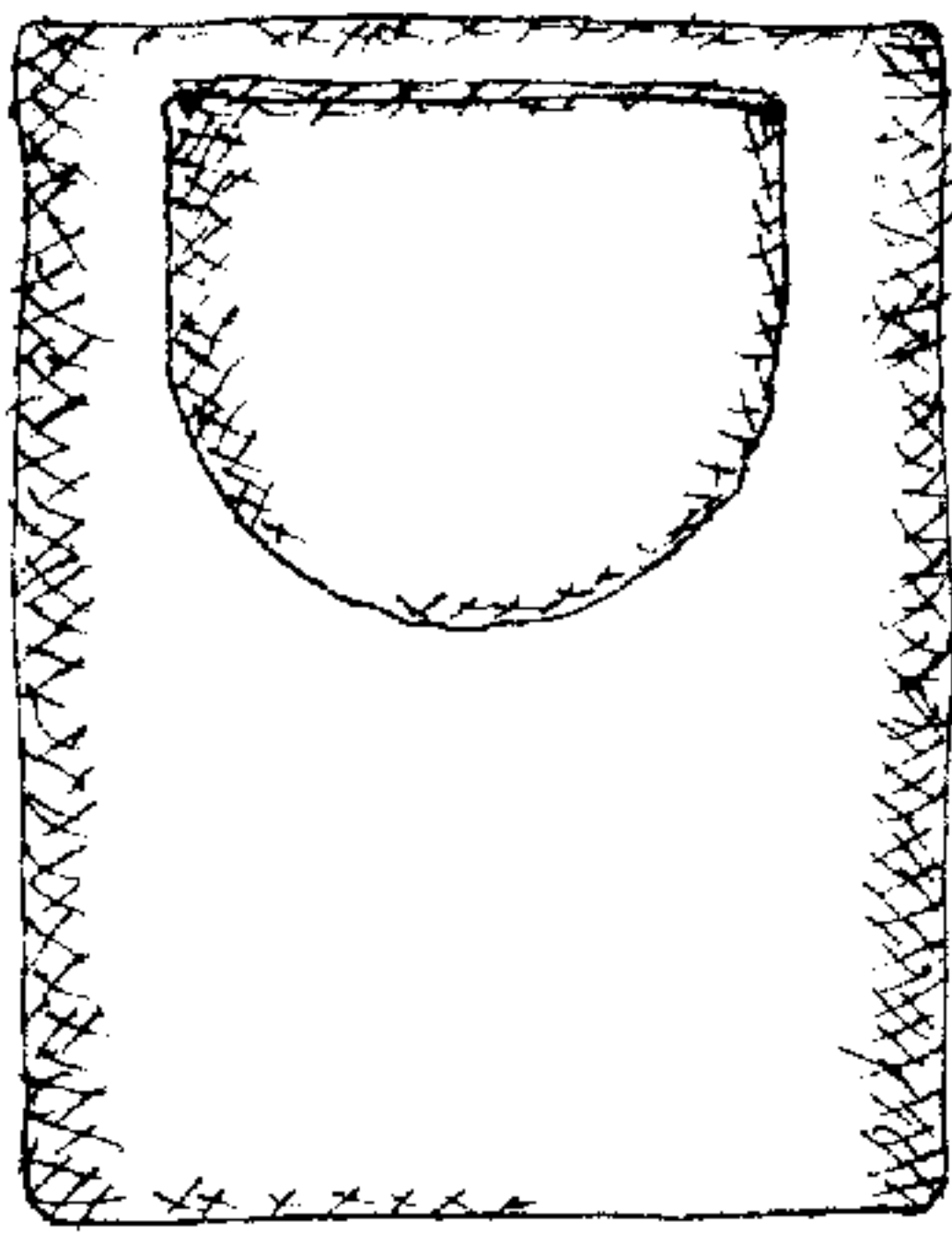


Fig. 4

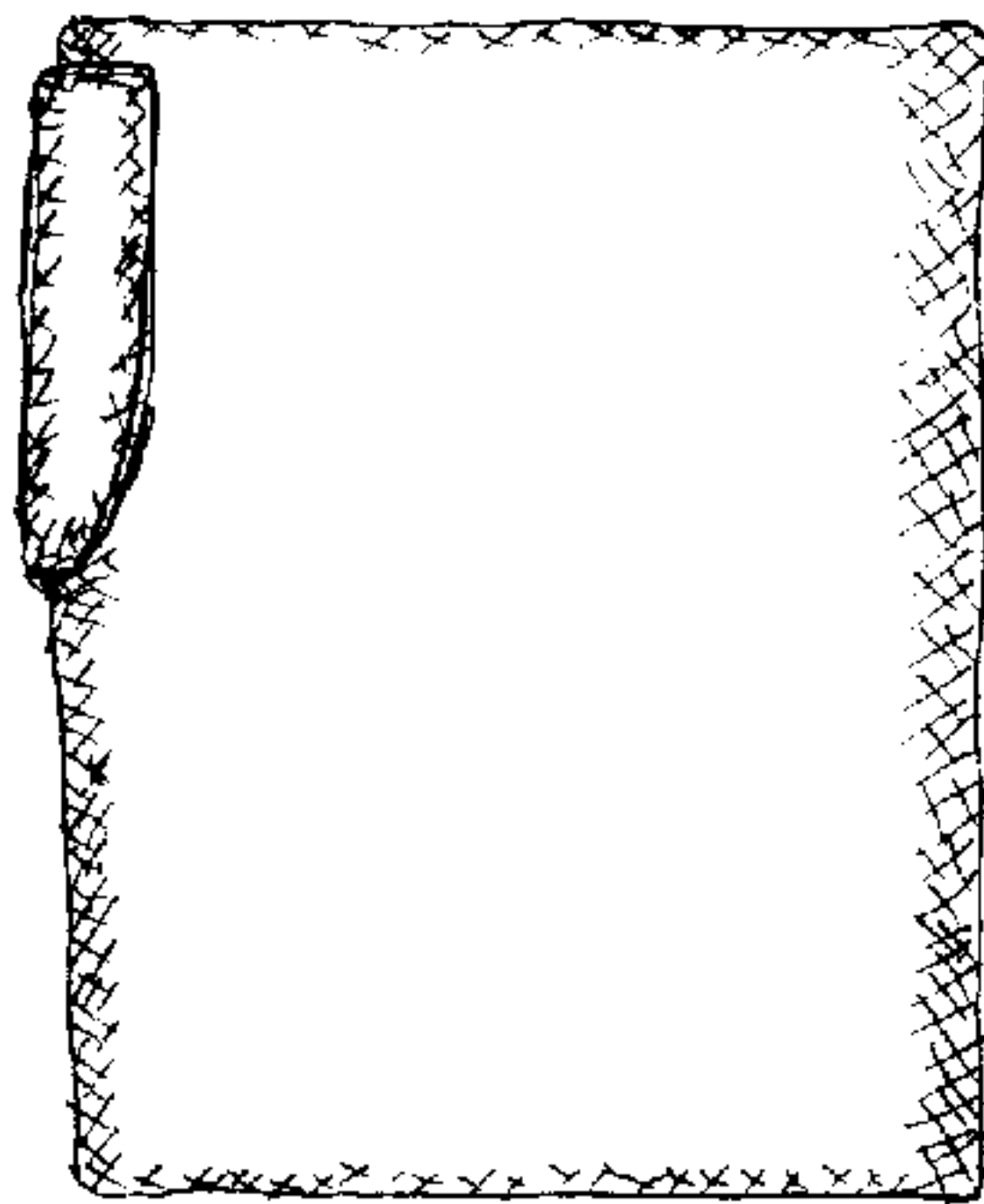


Fig. 6




Fig. 5




Fig. 7

