



US00D398129S

United States Patent [19]

Sacks et al.

[11] Patent Number: **Des. 398,129**

[45] Date of Patent: ****Sep. 8, 1998**

[54] **ADJUSTABLE WIDTH TRUCK RAMP**

5,325,558 7/1994 Labreche 14/69.5
5,380,145 1/1995 Czaplewski 414/537

[76] Inventors: **Michael Sacks; Leann Sacks**, both of
9715 Long Swamp Rd., Mertztown, Pa.
19539

Primary Examiner—Alan P. Douglas
Assistant Examiner—Robin V. Taylor

[**] Term: **14 Years**

[57] **CLAIM**

The ornamental design for a adjustable width truck ramp, as shown.

[21] Appl. No.: **73,182**

[22] Filed: **Jul. 3, 1997**

DESCRIPTION

[51] **LOC (6) Cl.** **12-05**

[52] **U.S. Cl.** **D34/32**

[58] **Field of Search** D34/28, 32; D12/154;
14/69.5, 71.1; 414/537, 228; 254/88; 193/38,
41

FIG. 1 is a top plan view of the adjustable width truck ramp of the present invention;
FIG. 2 is a bottom plan view of the adjustable width truck ramp of FIG. 1;
FIG. 3 is a left side plan view of the adjustable width truck ramp of FIG. 1;
FIG. 4 is a right side plan view of the adjustable width truck ramp of FIG. 1;
FIG. 5 is a front plan view of the adjustable width truck ramp of FIG. 1; and,
FIG. 6 is a back plan view of the adjustable width truck ramp of FIG. 1.

[56] **References Cited**

U.S. PATENT DOCUMENTS

D. 316,771	5/1991	Murray	D34/32
D. 338,760	8/1993	Harrah	D34/32
D. 354,603	1/1995	Bullard	D34/32
D. 360,729	7/1995	Collins	D34/32
5,001,798	3/1991	Hamilton	14/69.5

1 Claim, 3 Drawing Sheets

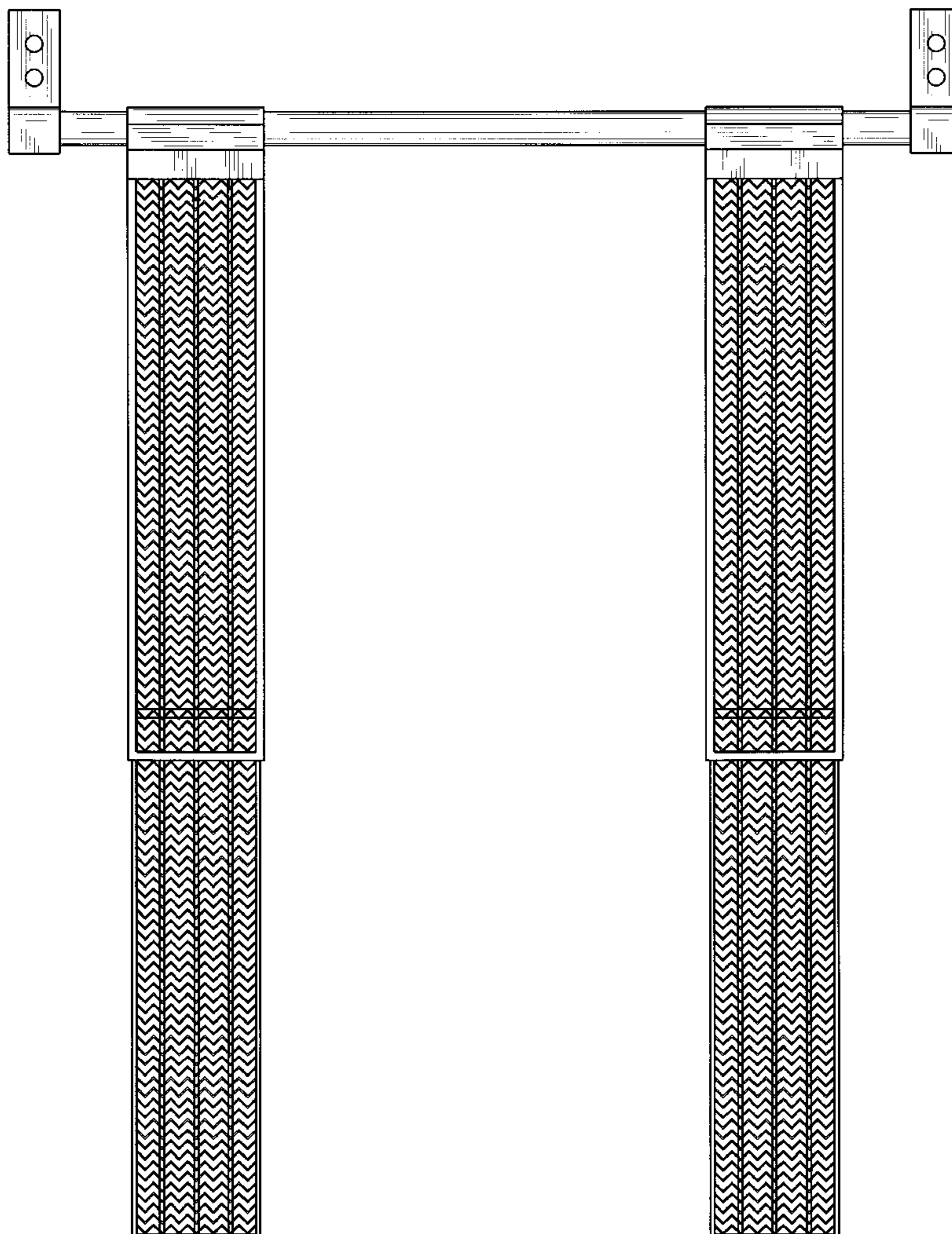


FIG. 1

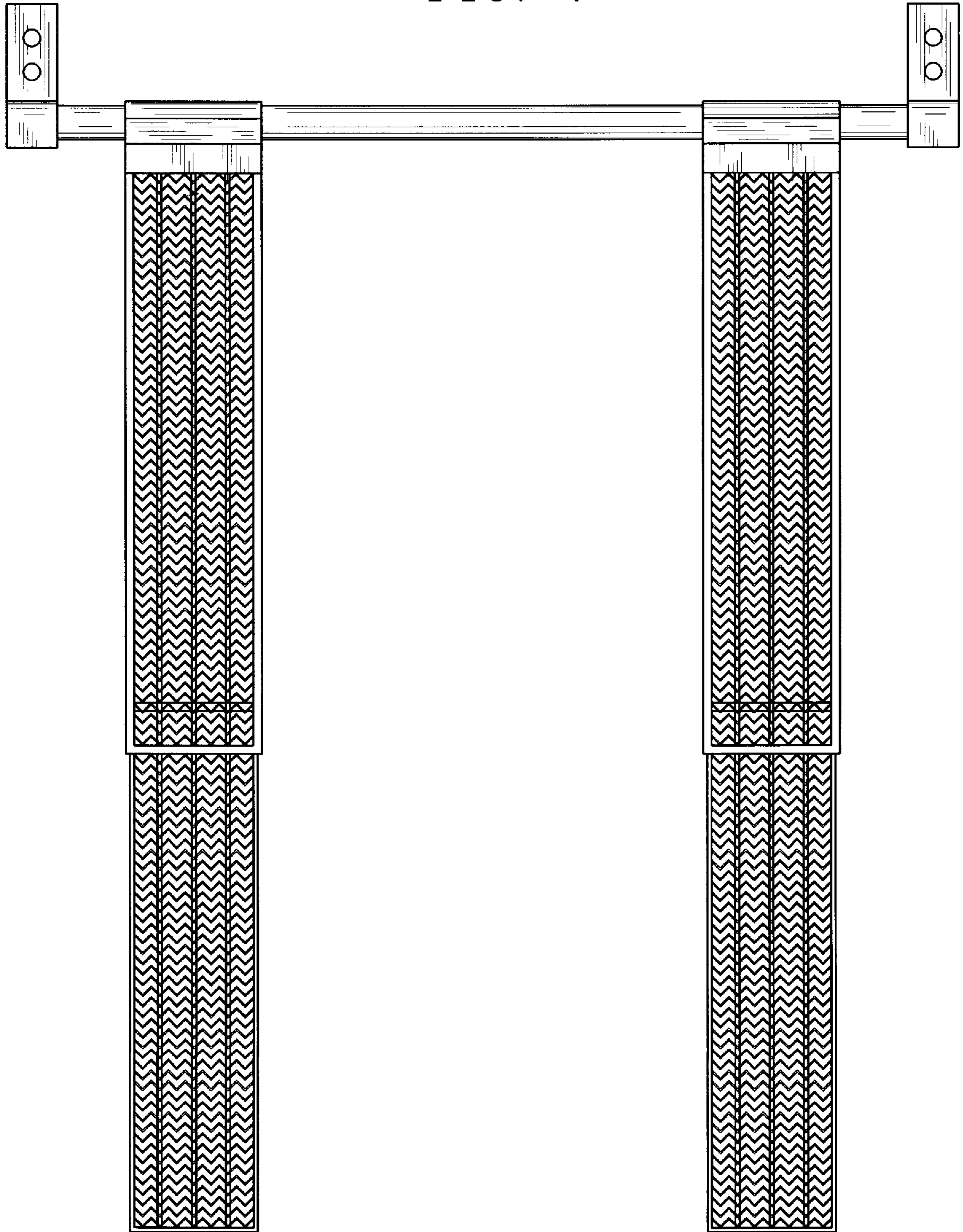
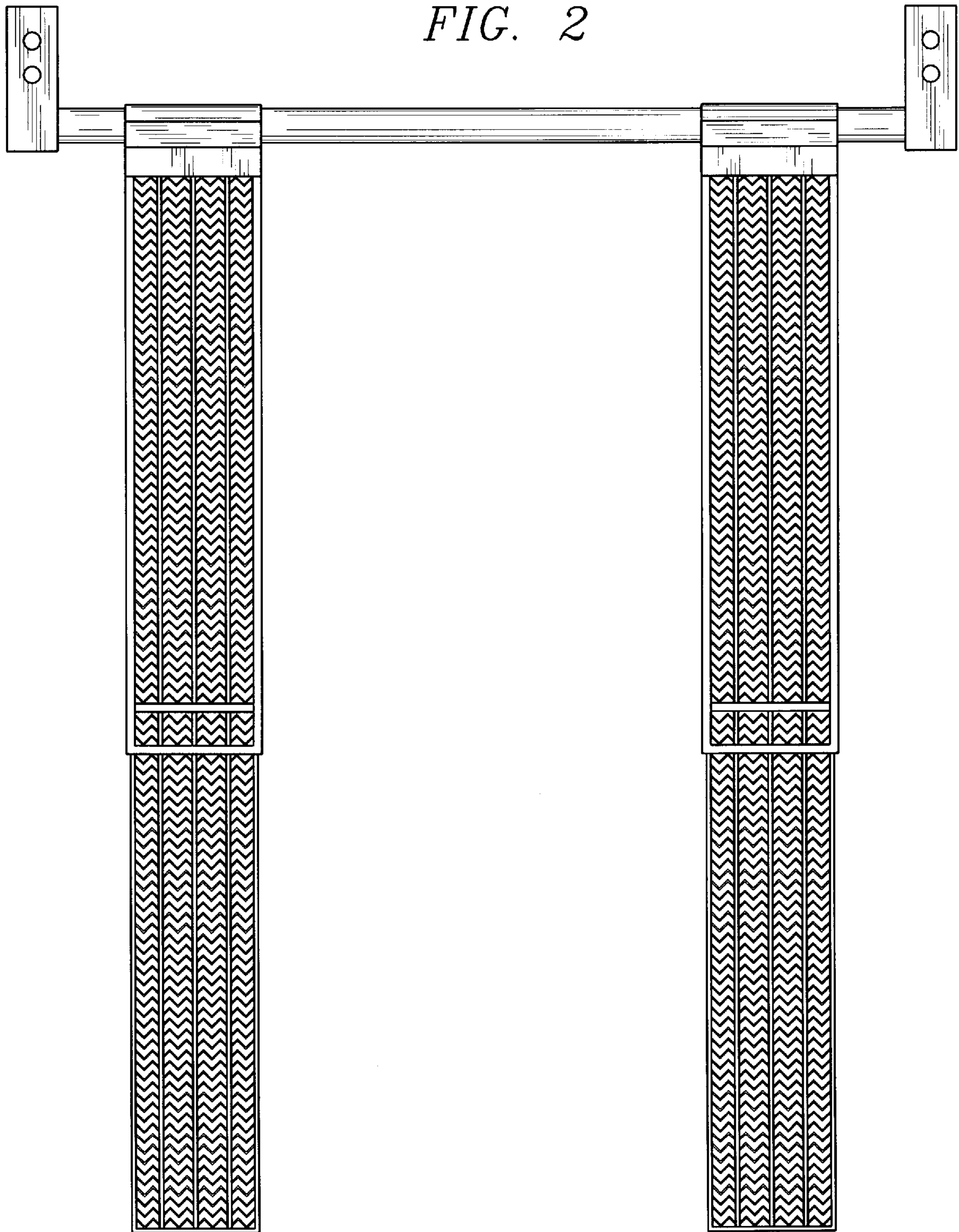


FIG. 2



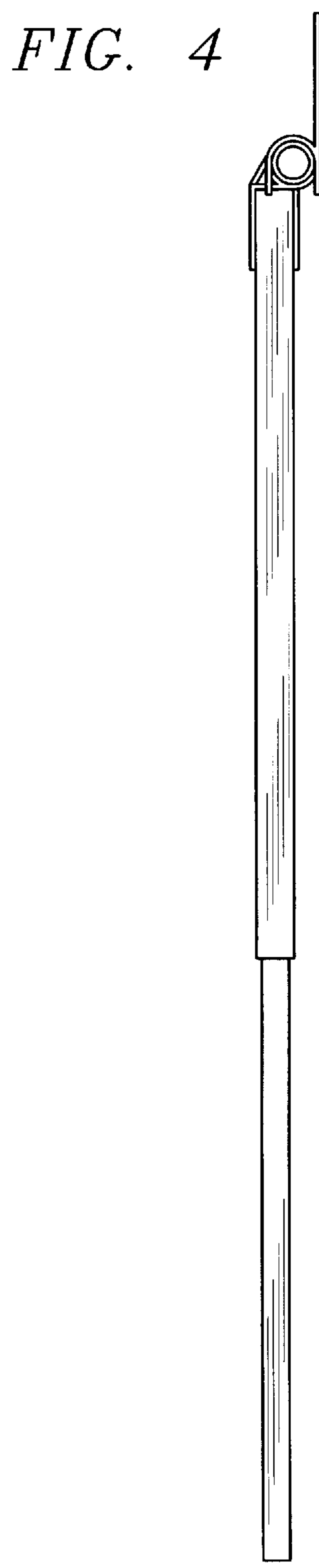



FIG. 5

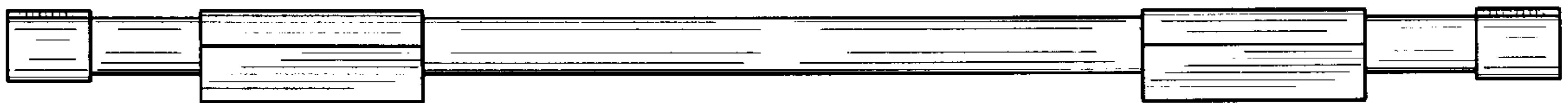


FIG. 6

