



US00D398098S

# United States Patent [19]

Mehaffey et al.

[11] Patent Number: **Des. 398,098**

[45] Date of Patent: **\*\*Sep. 8, 1998**

[54] UPRIGHT VACUUM CLEANER

[75] Inventors: **David E. Mehaffey**, Danville, Ky.; **Ty S. Rarick**, Houston, Tex.

[73] Assignee: **Matsushita Home Appliance Corporation of America**, Danville, Ky.

[\*\*] Term: **14 Years**

[21] Appl. No.: **72,397**

[22] Filed: **Jun. 16, 1997**

[51] LOC (6) Cl. .... **15-05**

[52] U.S. Cl. .... **D32/22**

[58] Field of Search ..... D32/18, 22, 31-34; 15/320-322, 323, 329, 335, 344, 347, 350, 352, 353, 361, 410, 412

### [56] References Cited

#### U.S. PATENT DOCUMENTS

- D. 314,072 1/1991 Shinozaki et al. .... D32/22
- D. 314,847 2/1991 Shouji et al. .
- D. 347,500 5/1994 Abe et al. .... D32/22
- D. 358,913 5/1995 Sugiyama et al. .... D32/22
- D. 368,559 4/1996 Abe et al. .

- D. 368,560 4/1996 Abe et al. .... D32/22
- D. 368,994 4/1996 Abe et al. .... D32/22
- D. 379,692 6/1997 Abe ..... D32/22
- D. 387,517 12/1997 Abe et al. .... D32/22
- 5,168,598 12/1992 Hashizume et al. .... D32/22

*Primary Examiner*—Ruth McInroy  
*Attorney, Agent, or Firm*—King and Schickli

### [57] CLAIM


The ornamental design of an upright vacuum cleaner, as shown and described.

### DESCRIPTION

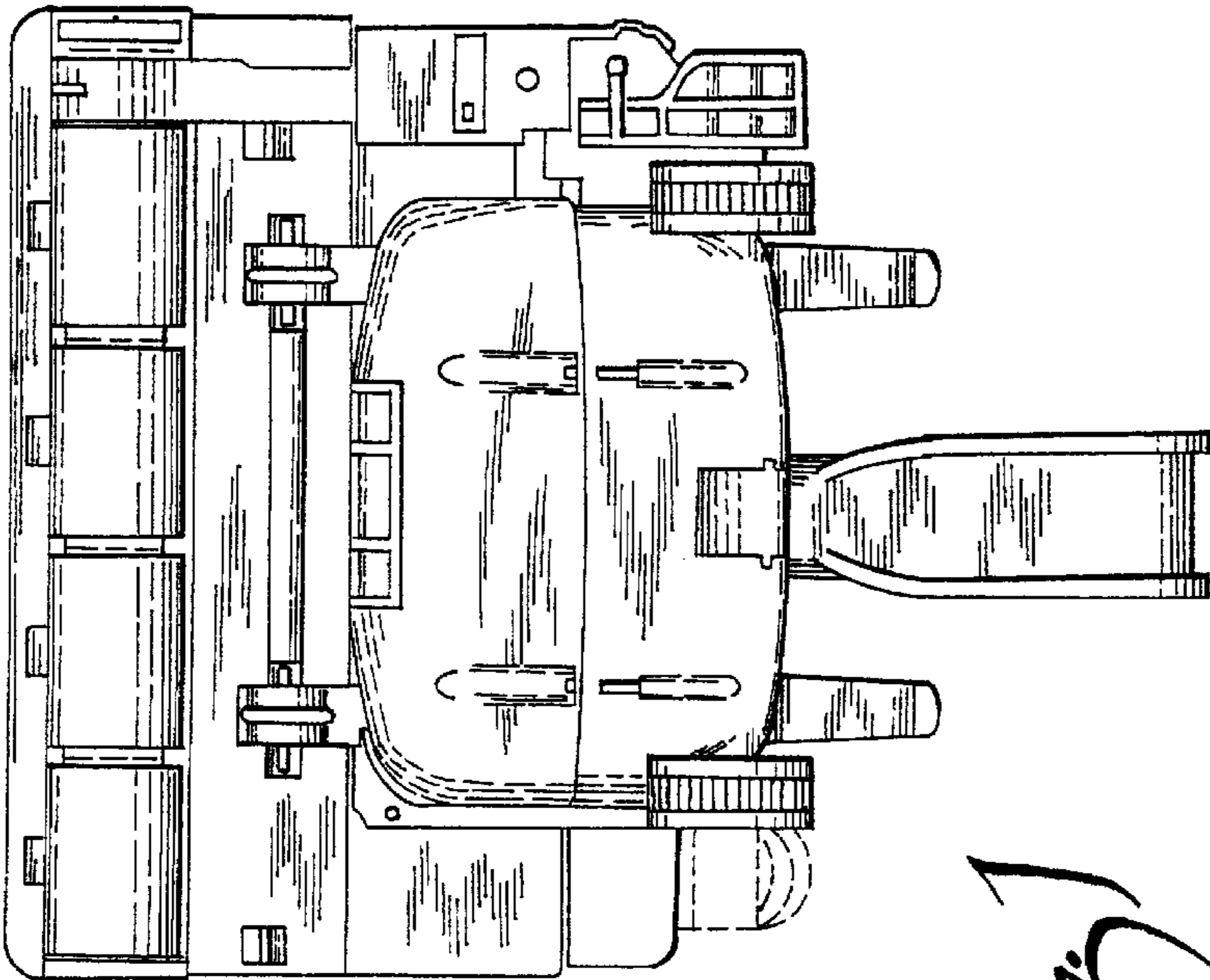
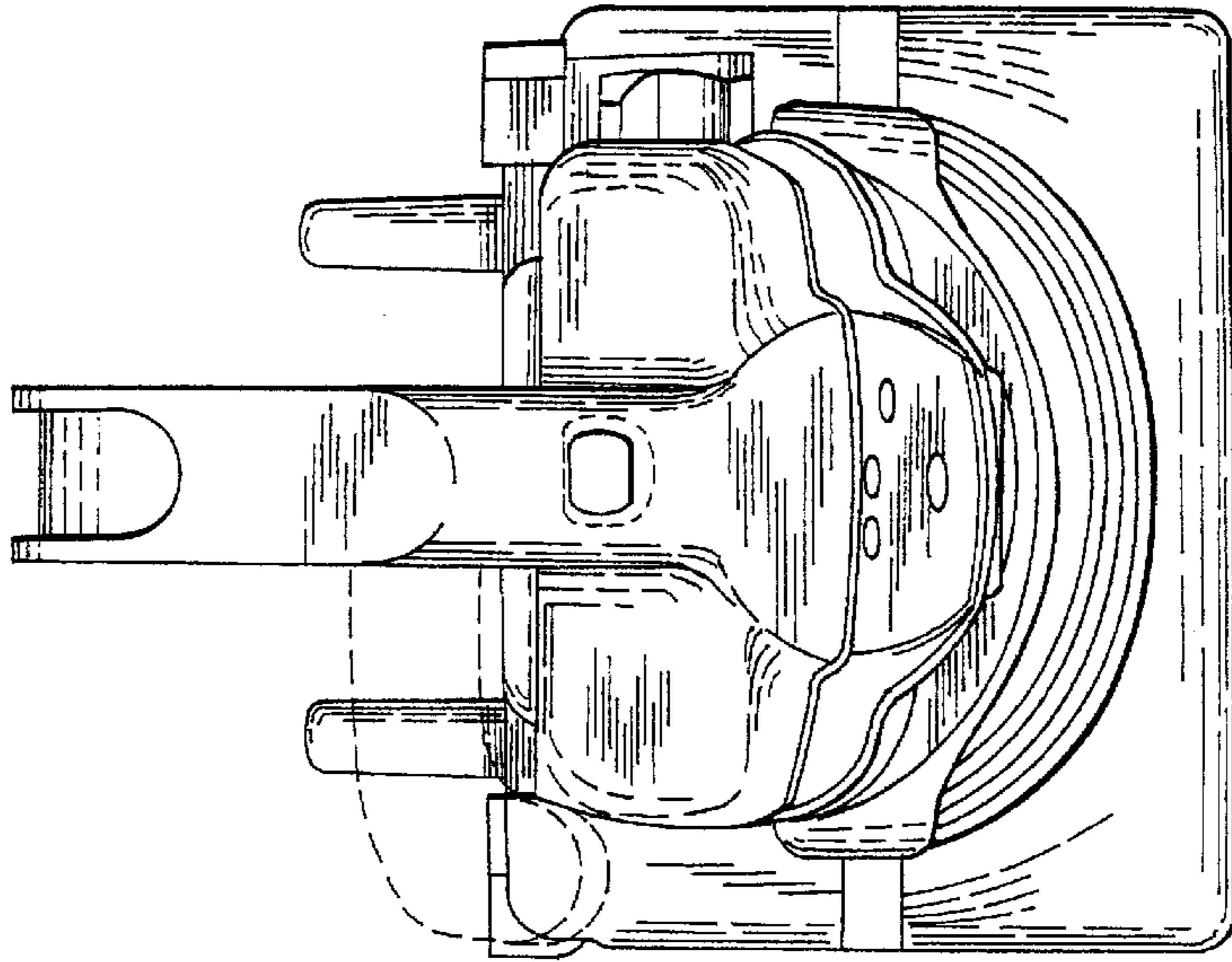
FIG. 1 is a perspective view of an upright vacuum cleaner showing our new design; FIG. 2 is a left side elevational view thereof; FIG. 3 is a rear elevational view thereof; FIG. 4 is a right side elevational view thereof; FIG. 5 is a front elevational view thereof; FIG. 6 is a bottom plan view thereof; and, FIG. 7 is a top plan view thereof.

The details shown in broken lines in FIGS. 1-4 and 6-7 are for illustrative purposes only and form no part of the claimed design.

**1 Claim, 3 Drawing Sheets**



*Fig 7*



*Fig 1*

*Fig 6*

