



US00D398080S

United States Patent [19]

Nealon

[11] **Patent Number: Des. 398,080**

[45] **Date of Patent: **Sep. 8, 1998**

[54] **CHILD RESTRAINT**

[76] Inventor: **Joseph Nealon**, 39 Orange St.,
Abington, Mass. 02351

[**] Term: **14 Years**

[21] Appl. No.: **73,189**

[22] Filed: **Jul. 3, 1997**

[51] **LOC (6) Cl. 09-03**

[52] **U.S. Cl. D29/100**

[58] **Field of Search** D29/100, 101,
D29/122; D24/190; 2/2.5, 2.11, 2.14-2.15,
44, 45, 455-459, 461, 468; 297/465, 484,
486-487; D30/151, 153, 154

[56] **References Cited**

U.S. PATENT DOCUMENTS

- D. 350,628 9/1994 Williams D30/153
- D. 358,701 5/1995 Gordy et al. D2/627

- D. 379,688 6/1997 Werner D30/152
- D. 382,379 8/1997 Smith D30/153
- 2,737,154 3/1956 Michonski D29/100
- 3,884,190 5/1975 Gurrey 119/109
- 4,728,553 3/1988 Daniels 428/100
- 5,253,657 10/1993 Butterfield 128/845

Primary Examiner—Ruth McInroy

[57] **CLAIM**

The ornamental design for a child restraint, as shown.

DESCRIPTION

FIG. 1 is a front plan view of a child restraint showing my new design;
 FIG. 2 is a back plan view thereof;
 FIG. 3 is a left side elevation view thereof;
 FIG. 4 is a right side elevation view thereof;
 FIG. 5 is a top plan view thereof; and,
 FIG. 6 is a bottom plan view thereof.

1 Claim, 3 Drawing Sheets

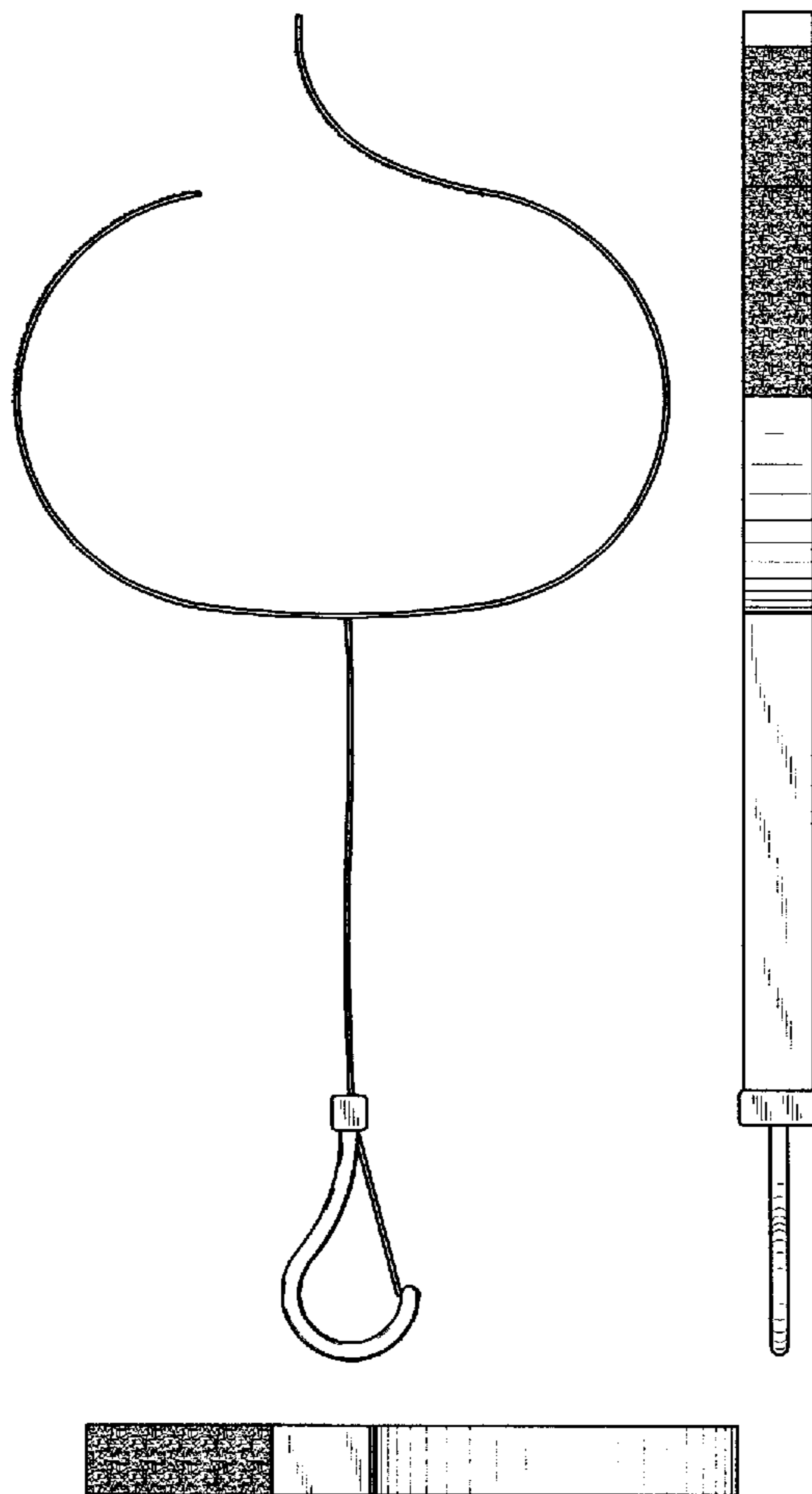


FIG. 1

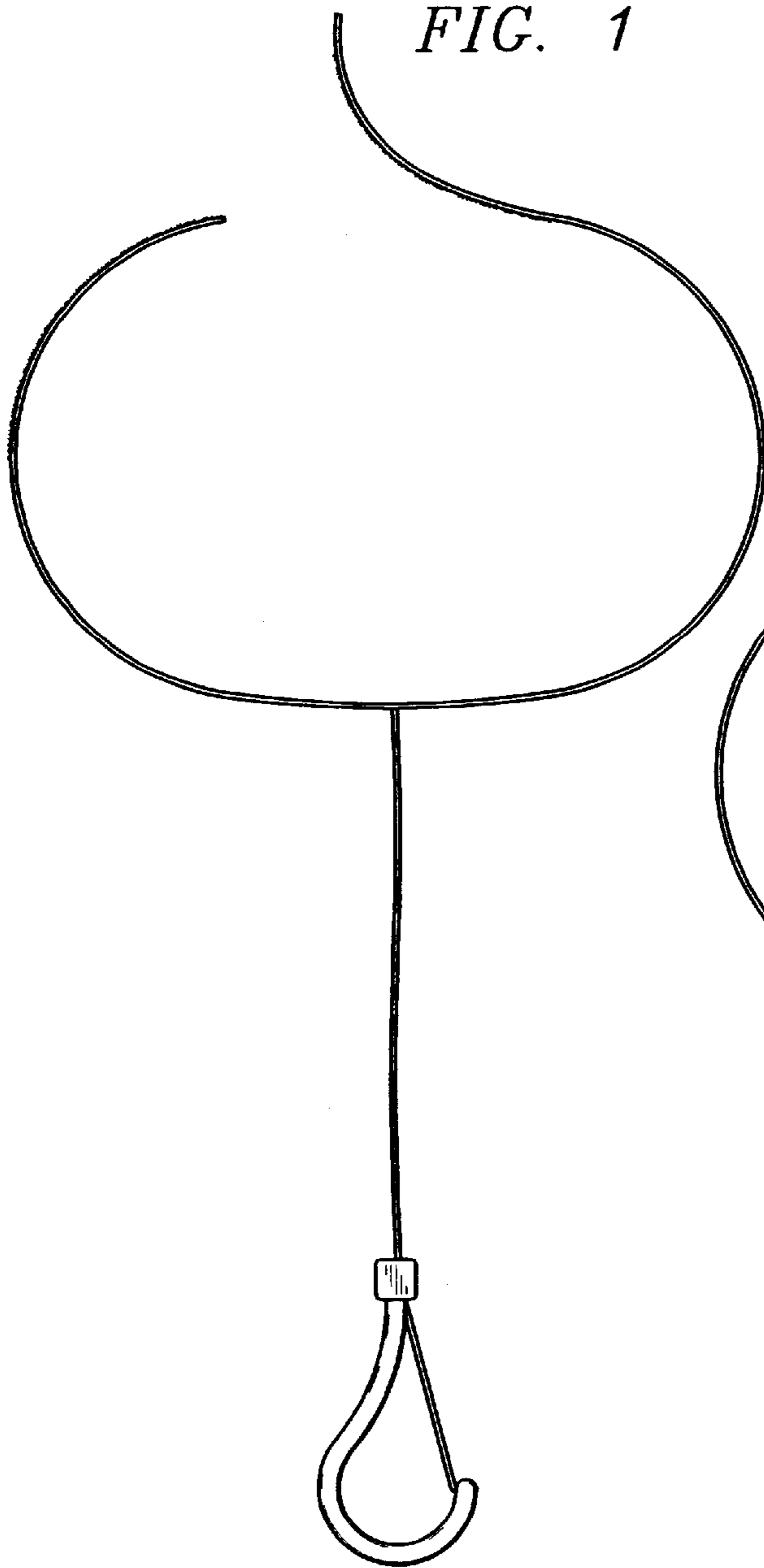


FIG. 2

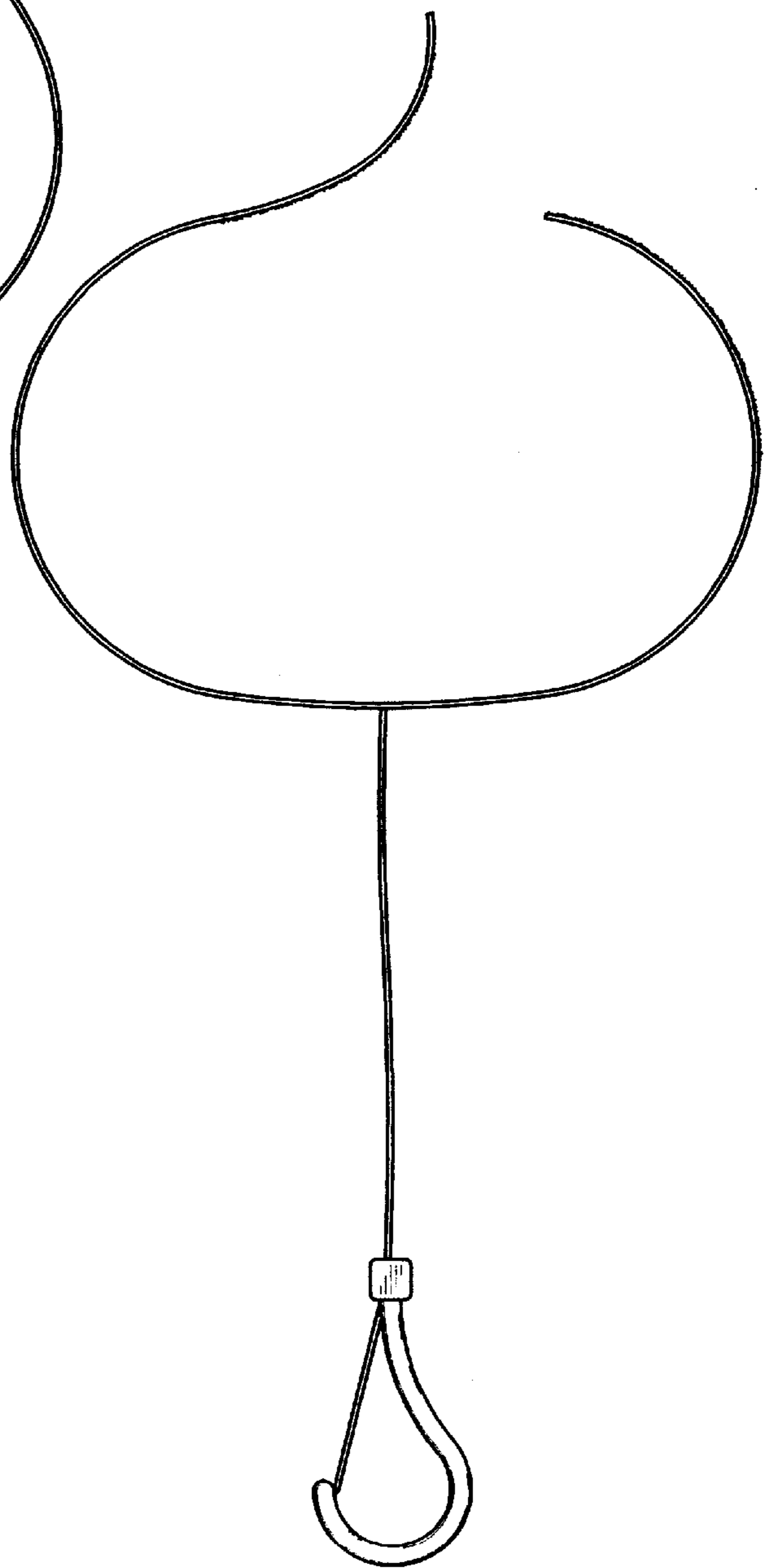


FIG. 3




FIG. 4



FIG. 5




FIG. 6

