



US00D398036S

United States Patent [19]
Berryman

[11] **Patent Number: Des. 398,036**

[45] **Date of Patent: **Sep. 8, 1998**

[54] **SPINNER FISHING LURE**

[76] Inventor: **Greg Berryman**, P.O. Box 812,
Kasilof, Ak. 99610

[**] Term: **14 Years**

[21] Appl. No.: **55,890**

[22] Filed: **Jun. 14, 1996**

[51] **LOC (6) Cl.** **22-05**

[52] **U.S. Cl.** **D22/129; D22/130**

[58] **Field of Search** **D22/126-132;**
43/42.36, 42.26, 42.27, 43.1, 43.5, 42.17,
44.83

[56] **References Cited**

U.S. PATENT DOCUMENTS

418,200	12/1889	Loftie	43/42.5
2,018,622	10/1935	Davenport	43/42.27
2,307,478	1/1943	Adam	43/42.17
2,599,128	6/1952	Roberts	43/42.27
2,610,429	9/1952	Thomas	43/42.17

2,902,791	9/1959	Woodley	43/44.83 X
4,016,671	4/1977	Larsen	43/42.17
4,382,345	5/1983	Bassett	43/42.17

Primary Examiner—Doris V. Coles
Attorney, Agent, or Firm—Stratton Ballew PLLC


[57] **CLAIM**

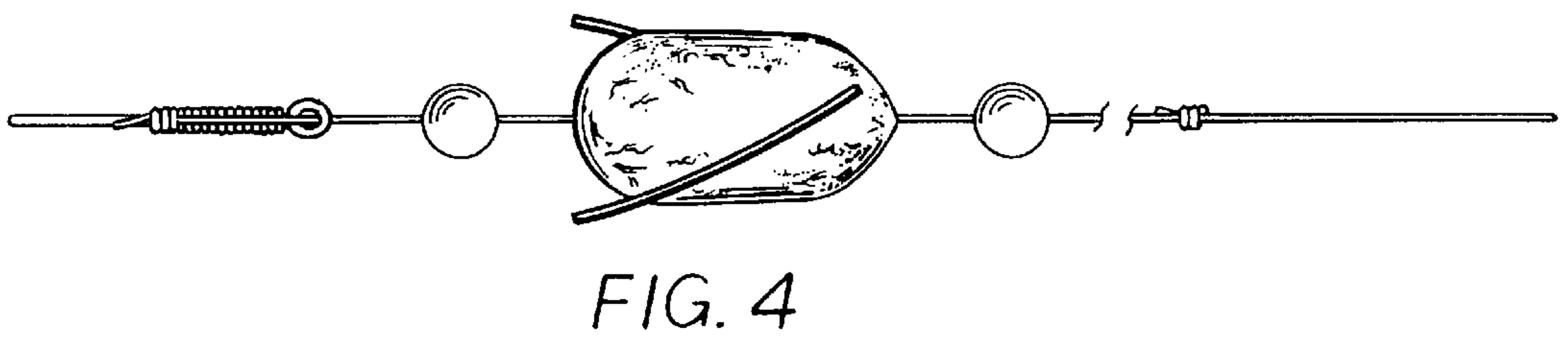
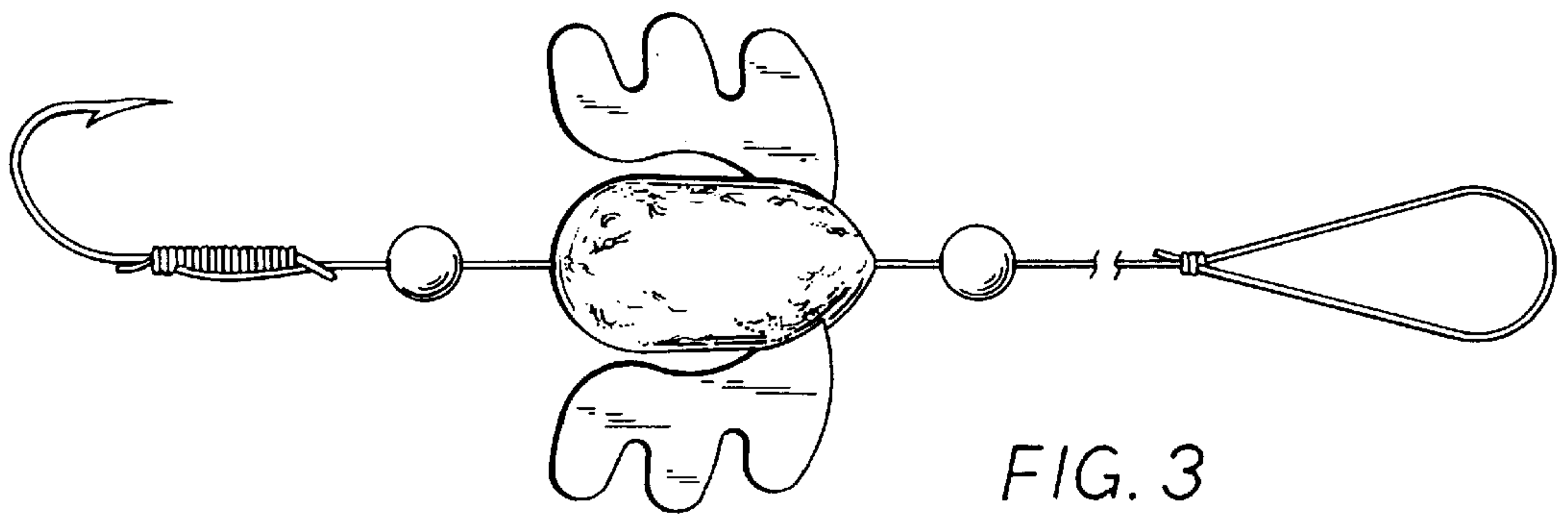
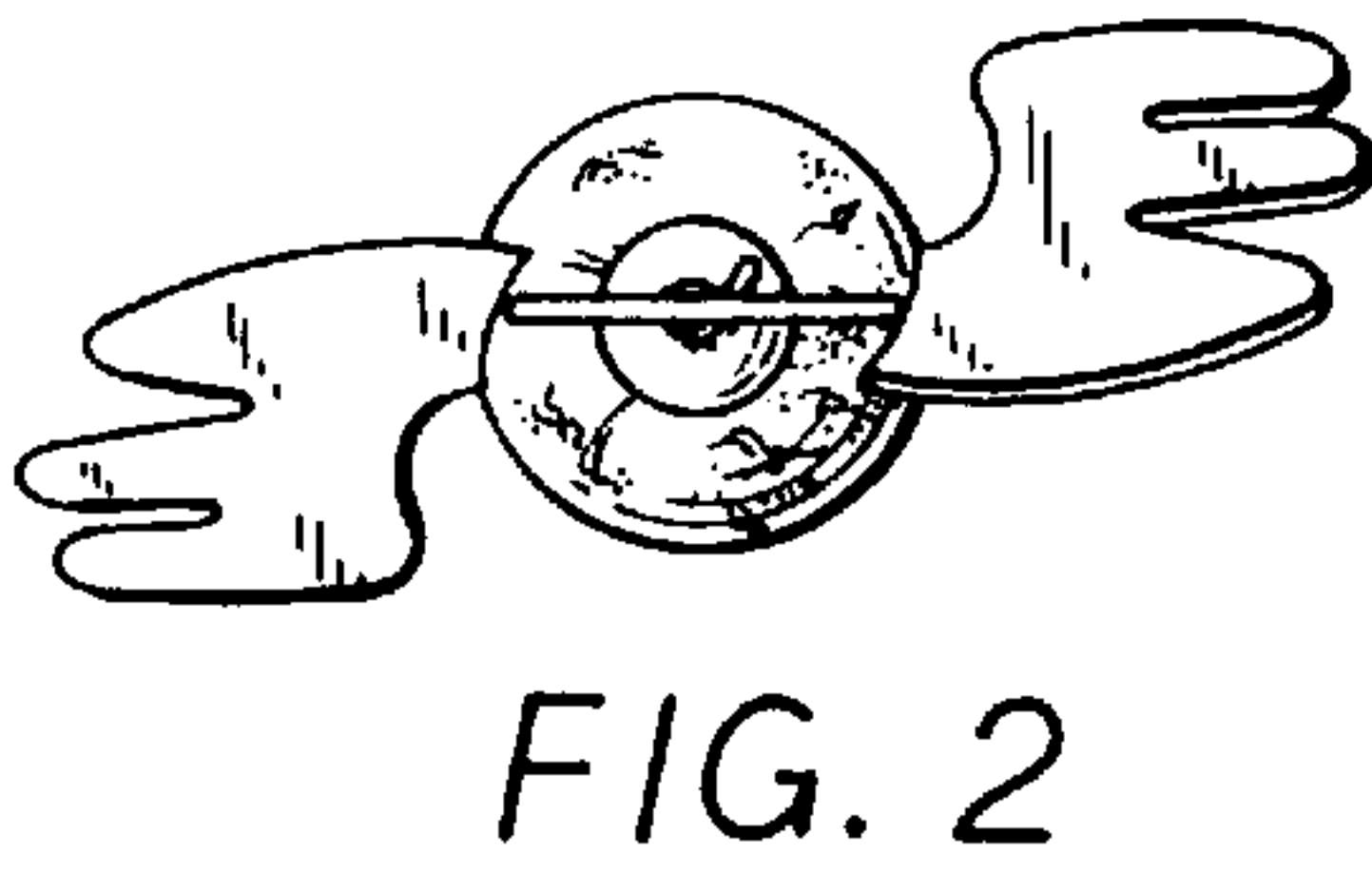

I claim the ornamental design for a spinner fishing lure, as shown and described.

DESCRIPTION

FIG. 1 is a perspective view of a spinner fishing lure, showing my new design;
FIG. 2 is a front elevational view thereof;
FIG. 3 is a top plan view thereof;
FIG. 4 is a left side elevational view thereof;
FIG. 5 is a bottom plan view thereof;
FIG. 6 is a right side elevational view thereof; and,
FIG. 7 is a rear elevational view thereof.
A portion of the design has been broken away in FIGS. 1 and 3 thru 6 to denote indeterminate length.

1 Claim, 2 Drawing Sheets





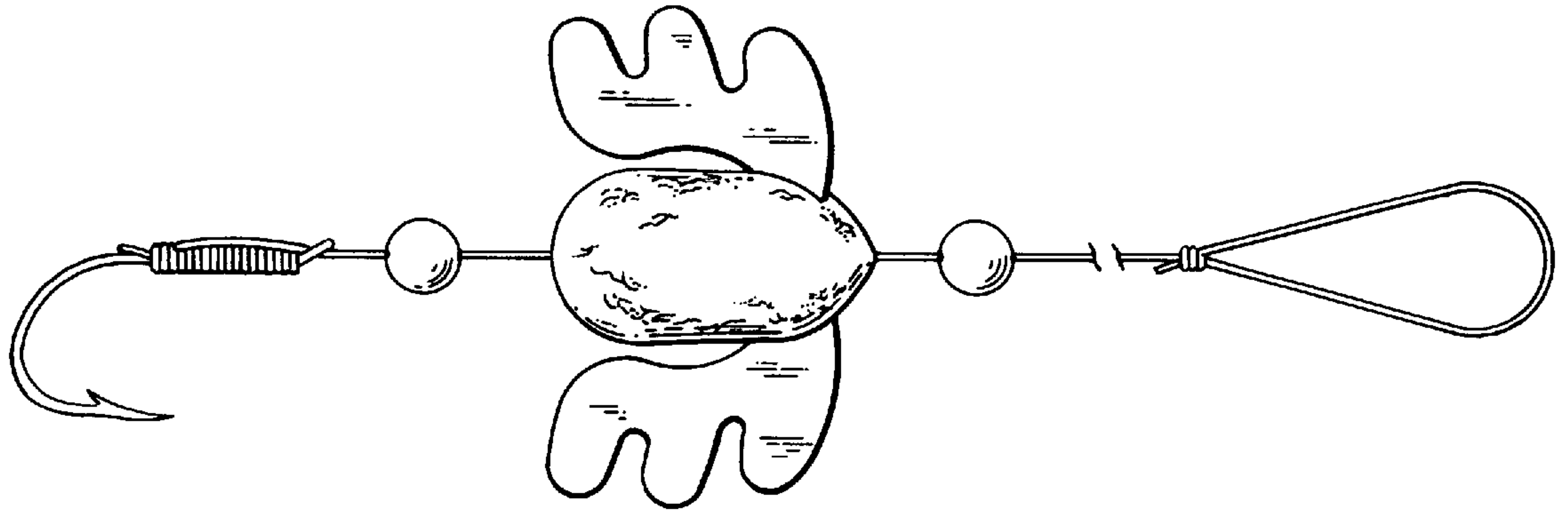


FIG. 5

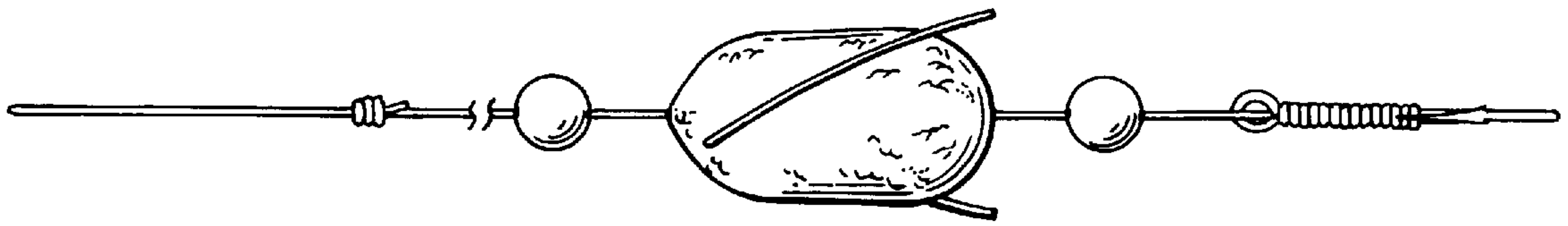


FIG. 6

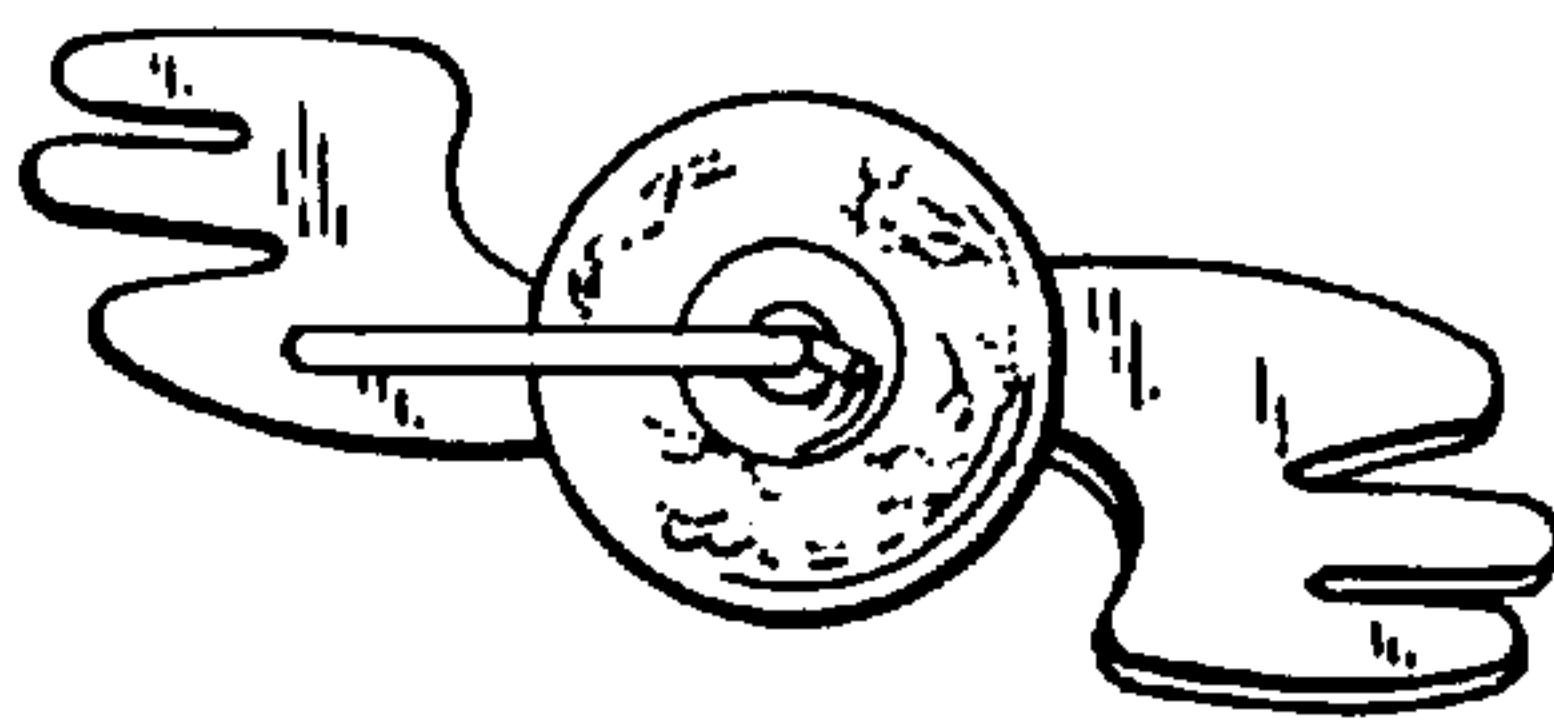


FIG. 7