



US00D398025S

United States Patent [19]
Hackler

[11] **Patent Number: Des. 398,025**

[45] **Date of Patent: **Sep. 8, 1998**

[54] **WRITING INSTRUMENT**

[76] **Inventor: Stanley Earl Hackler, P.O. Box #308, Decatur, Tenn. 37322**

[**] **Term: 14 Years**

[21] **Appl. No.: 68,550**

[22] **Filed: Mar. 20, 1997**

[51] **LOC (6) Cl. 19-06**

[52] **U.S. Cl. D19/42; D19/46; D19/49; D19/56**

[58] **Field of Search D19/35, 36, 41, D19/42, 43-51, 53-58, 81-85, 97, 99, 100; 401/99, 100, 103, 104, 52, 195, 209; D29/106**

[56] **References Cited**

U.S. PATENT DOCUMENTS

D. 206,918 2/1967 Seeman D19/49

D. 218,862 9/1970 Sherman D19/49
D. 222,597 11/1971 Feuer D19/42
D. 261,009 9/1981 Gomez D19/49
D. 324,543 3/1992 Poisson D19/49
D. 338,915 8/1993 Willat D19/46 X
D. 342,277 12/1993 Yoshinaga et al. D19/42
D. 352,736 11/1994 Covington et al. D19/42
D. 376,619 12/1996 Chang D19/42

Primary Examiner—Martie K. Holtje

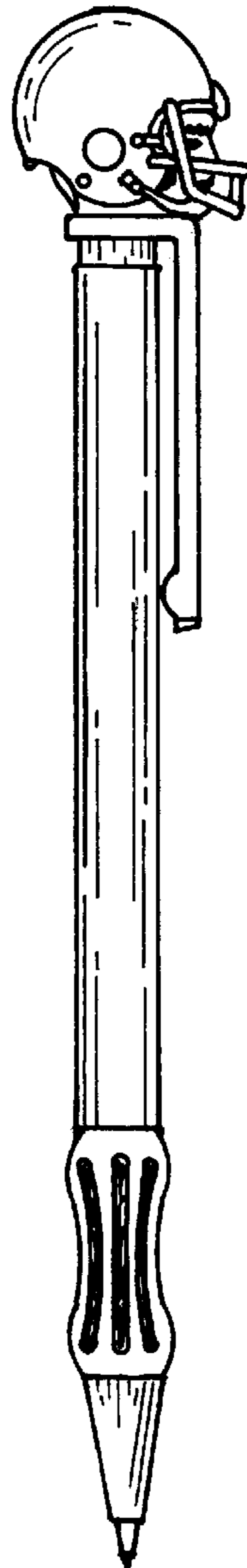
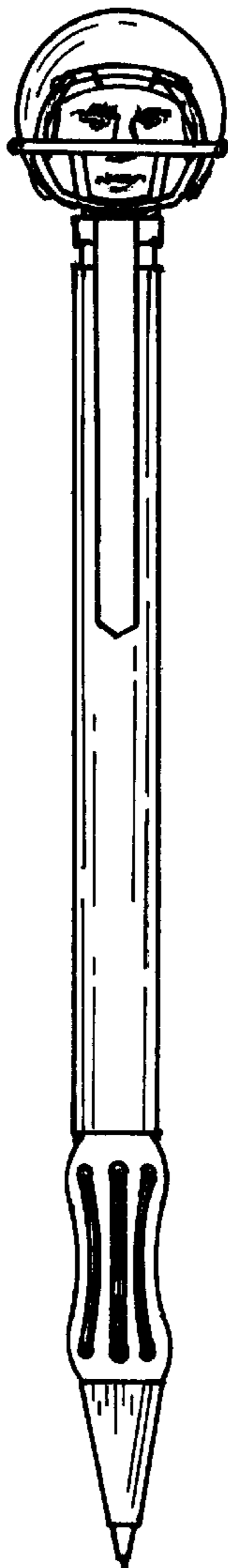
[57] **CLAIM**

The ornamental design for a writing instrument, as shown and described.

DESCRIPTION

FIG. 1 is a front elevational view of a writing instrument according to the invention;
FIG. 2 is a rear elevational view thereof;
FIG. 3 is a side elevational view thereof;
FIG. 4 is a top elevational view thereof; and,
FIG. 5 is a bottom elevational view thereof.

1 Claim, 2 Drawing Sheets



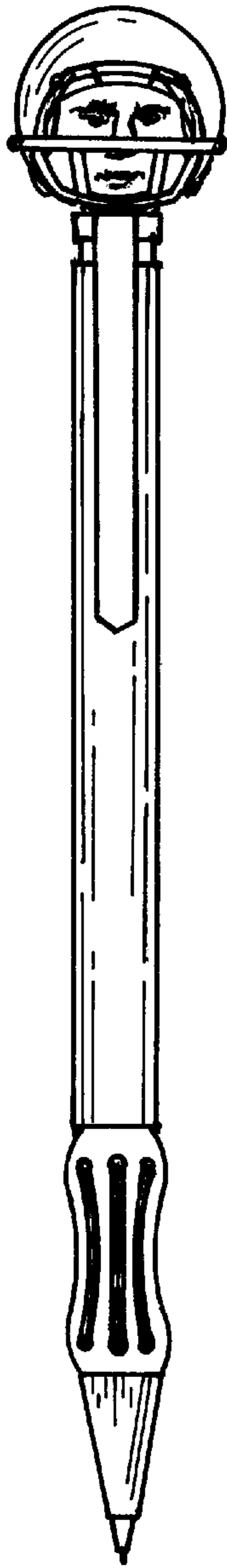


FIG. 1

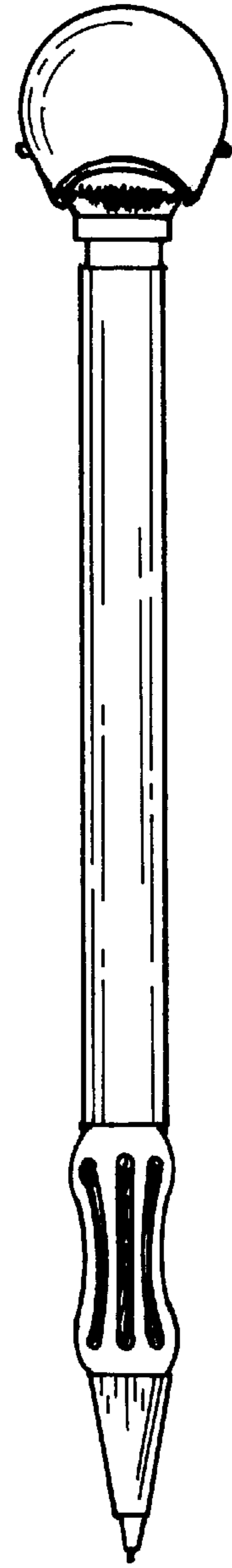


FIG. 2

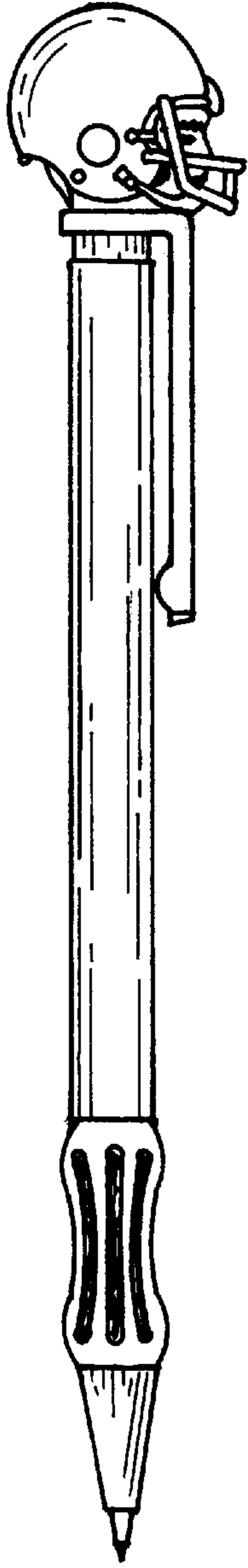


FIG. 3

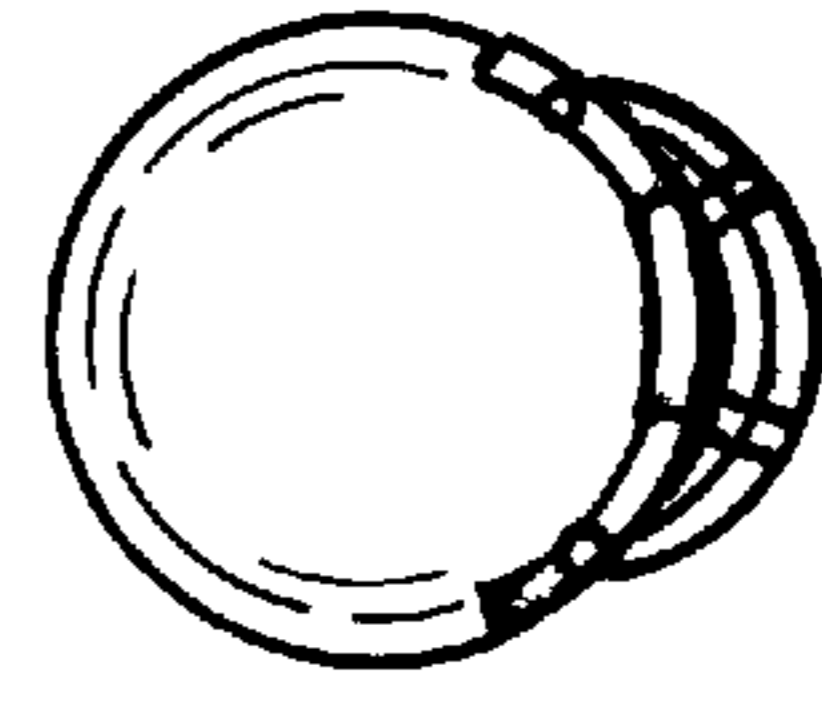


FIG. 4

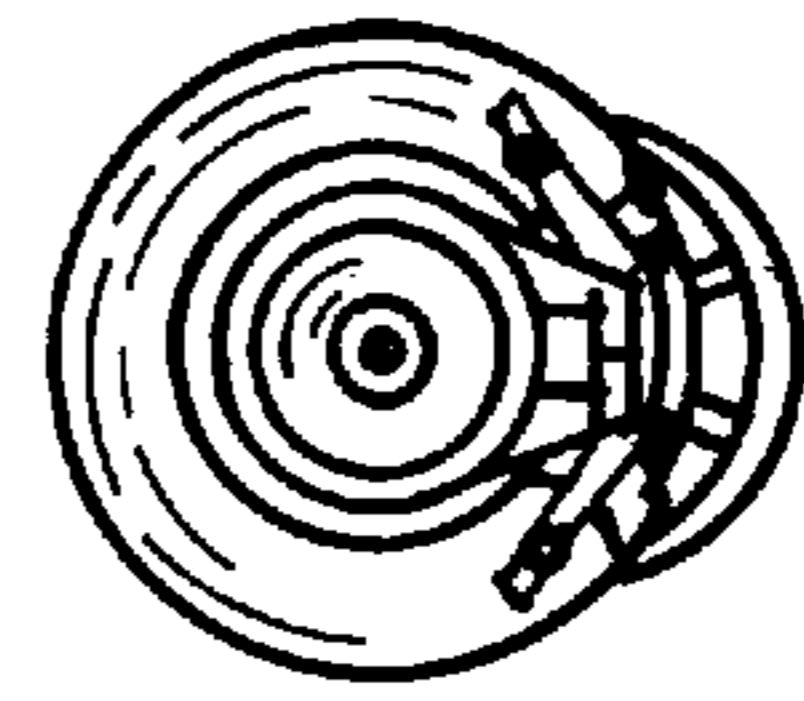


FIG. 5