



US00D398005S

United States Patent [19]

Lee

[11] **Patent Number:** **Des. 398,005**

[45] **Date of Patent:** ****Sep. 8, 1998**

[54] **CELLULAR TELEPHONE**

[76] Inventor: **Chun-Sheng Lee**, 3F, No. 31, Alley 452, Da-Yeh Rd., Bei-Tou Area, Taipei, Taiwan

[**] Term: **14 Years**

[21] Appl. No.: **78,847**

[22] Filed: **Oct. 17, 1997**

[51] **LOC (6) Cl.** **14-03**

[52] **U.S. Cl.** **D14/138**

[58] **Field of Search** D14/137, 138, D14/147-148, 247-248, 250, 140-142, 114; 379/368, 419, 420, 428, 440, 433, 434; 455/550, 575, 90, 556, 558, 347

[56] **References Cited**

U.S. PATENT DOCUMENTS

| | | | | |
|------------|---------|-----------------|-------|-----------|
| D. 356,561 | 3/1995 | Berry | | D14/138 |
| D. 370,222 | 5/1996 | Kajita et al. | | D14/147 X |
| D. 370,223 | 5/1996 | Kajita et al. | | D14/138 |
| D. 373,765 | 9/1996 | Pellicoli | | D14/138 |
| D. 383,130 | 9/1997 | Waldner | | D14/138 |
| D. 383,748 | 9/1997 | Richards et al. | | D14/137 X |
| D. 385,874 | 11/1997 | Eckhardt et al. | | D14/138 |
| 4,672,685 | 6/1987 | Phillips et al. | | 455/90 X |

| | | | | |
|-----------|---------|---------------|-------|-----------|
| 5,271,056 | 12/1993 | Pesola et al. | | 379/433 X |
| 5,497,506 | 3/1996 | Takeyasu | | 455/90 X |
| 5,682,418 | 10/1997 | Ide | | 379/433 X |

OTHER PUBLICATIONS

NEC P300 portable phone advertisement, Aug. 3, 1991.
Cellular Buyer's Guide Feb. 1995, Audiovox MVX-750 p. 53 and GE Cellular CT-700 p. 56, Feb. 1995.

Primary Examiner—Jeffrey Asch
Attorney, Agent, or Firm—Bacon & Thomas

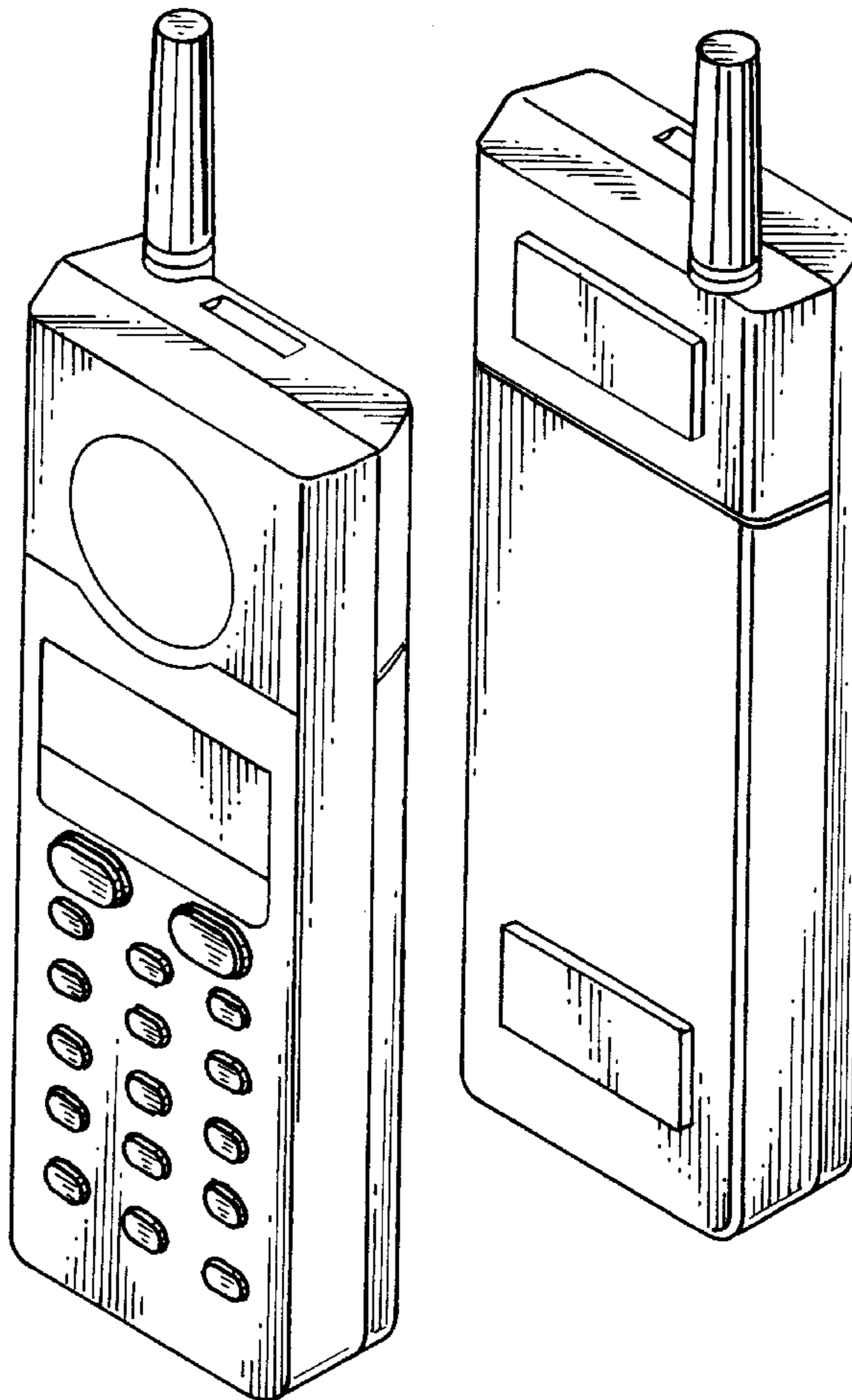
[57] **CLAIM**

The ornamental design for the cellular telephone, as shown and described.

DESCRIPTION

FIG. 1 is a front perspective view of the cellular telephone showing my new design;
FIG. 2 is a rear perspective view thereof;
FIG. 3 is a front elevational view thereof;
FIG. 4 is a rear elevational view thereof;
FIG. 5 is a left side elevational view thereof;
FIG. 6 is a right side elevational view thereof;
FIG. 7 is a top plan view thereof; and,
FIG. 8 is a bottom plan view thereof.

1 Claim, 5 Drawing Sheets






FIG. 1

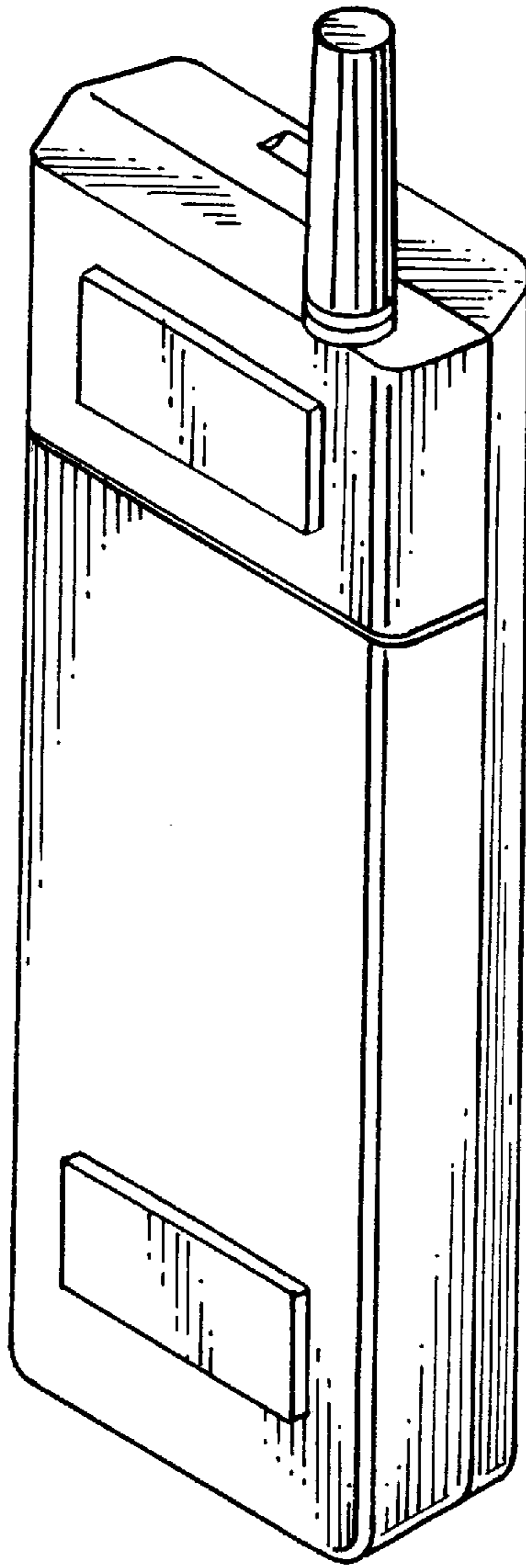


FIG. 2

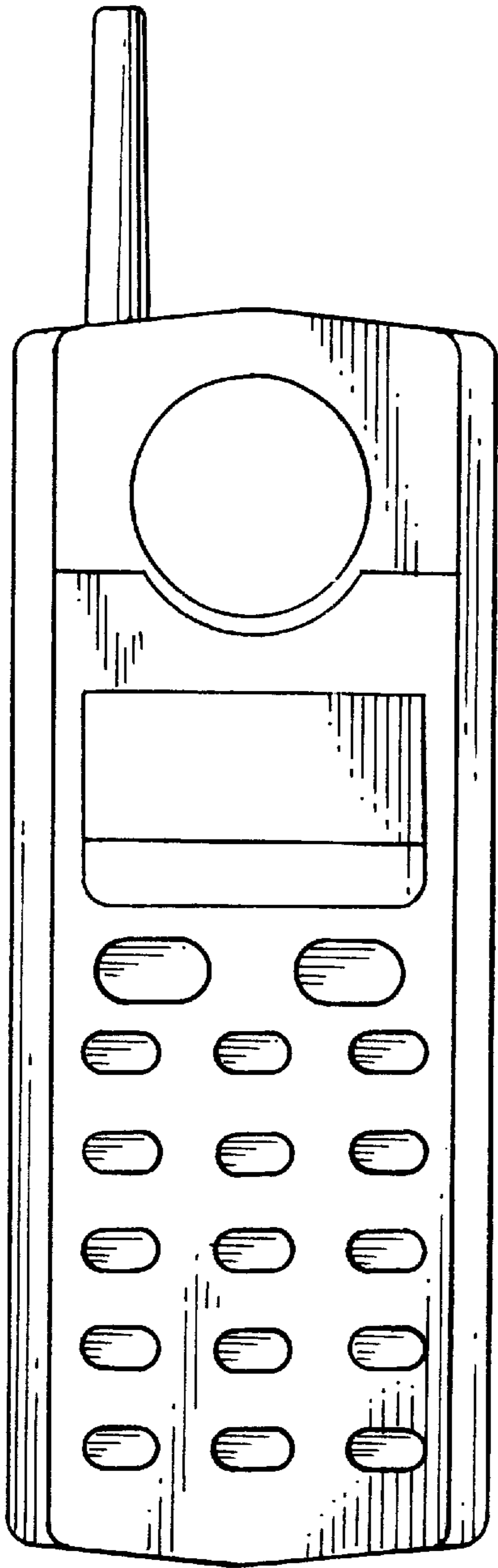


FIG. 3

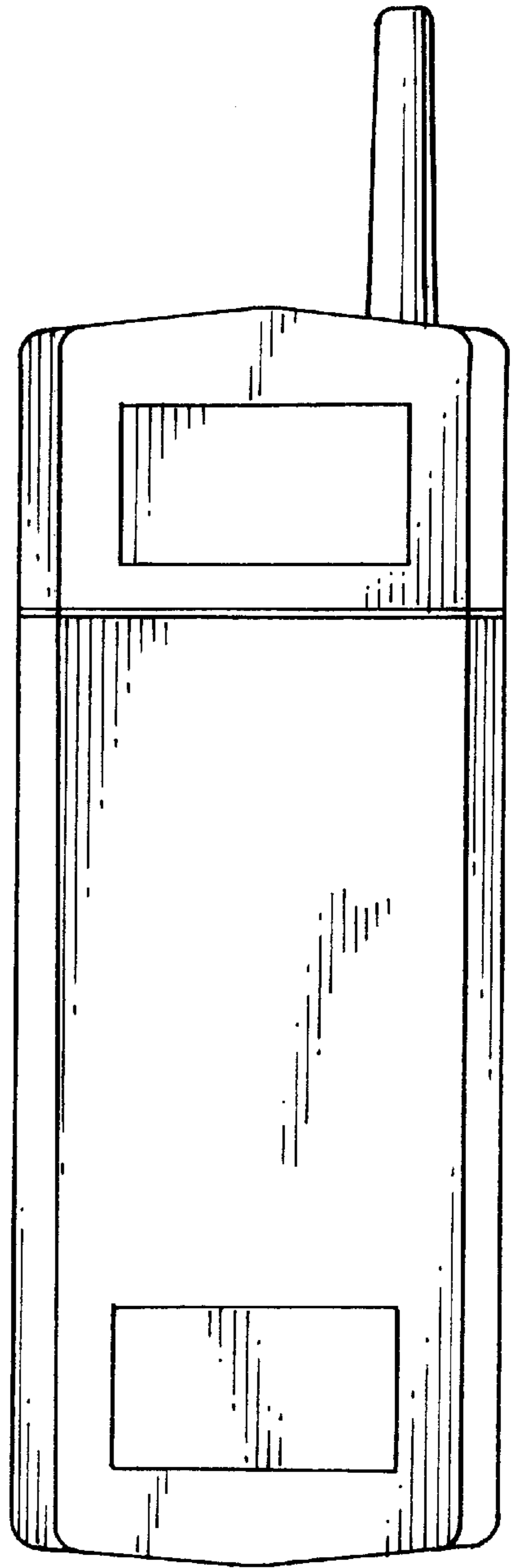


FIG. 4

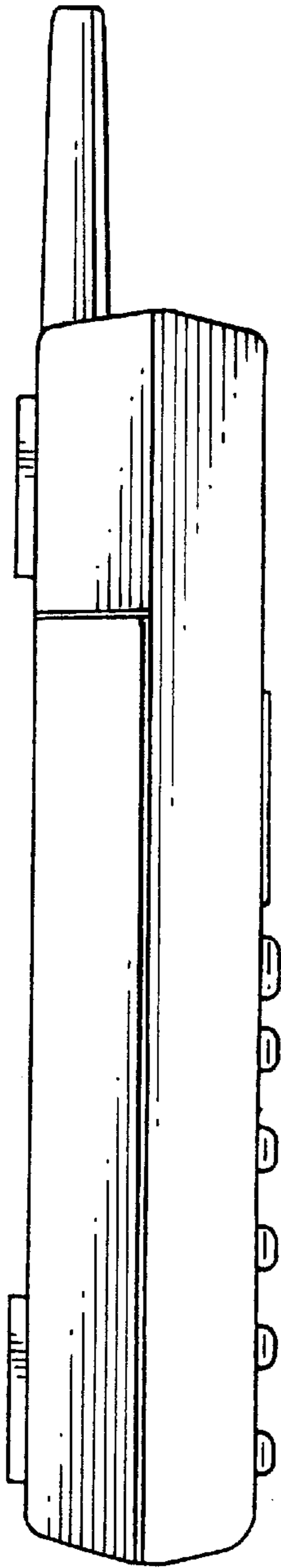


FIG. 5

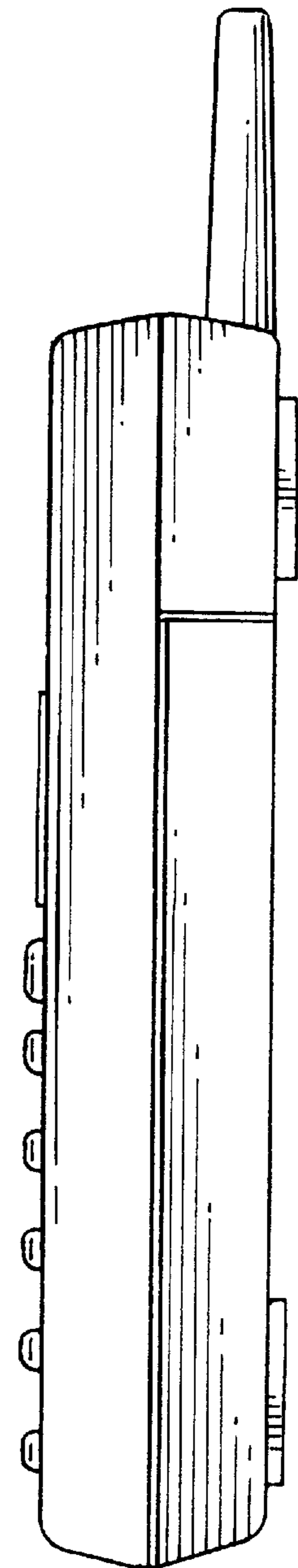


FIG. 6

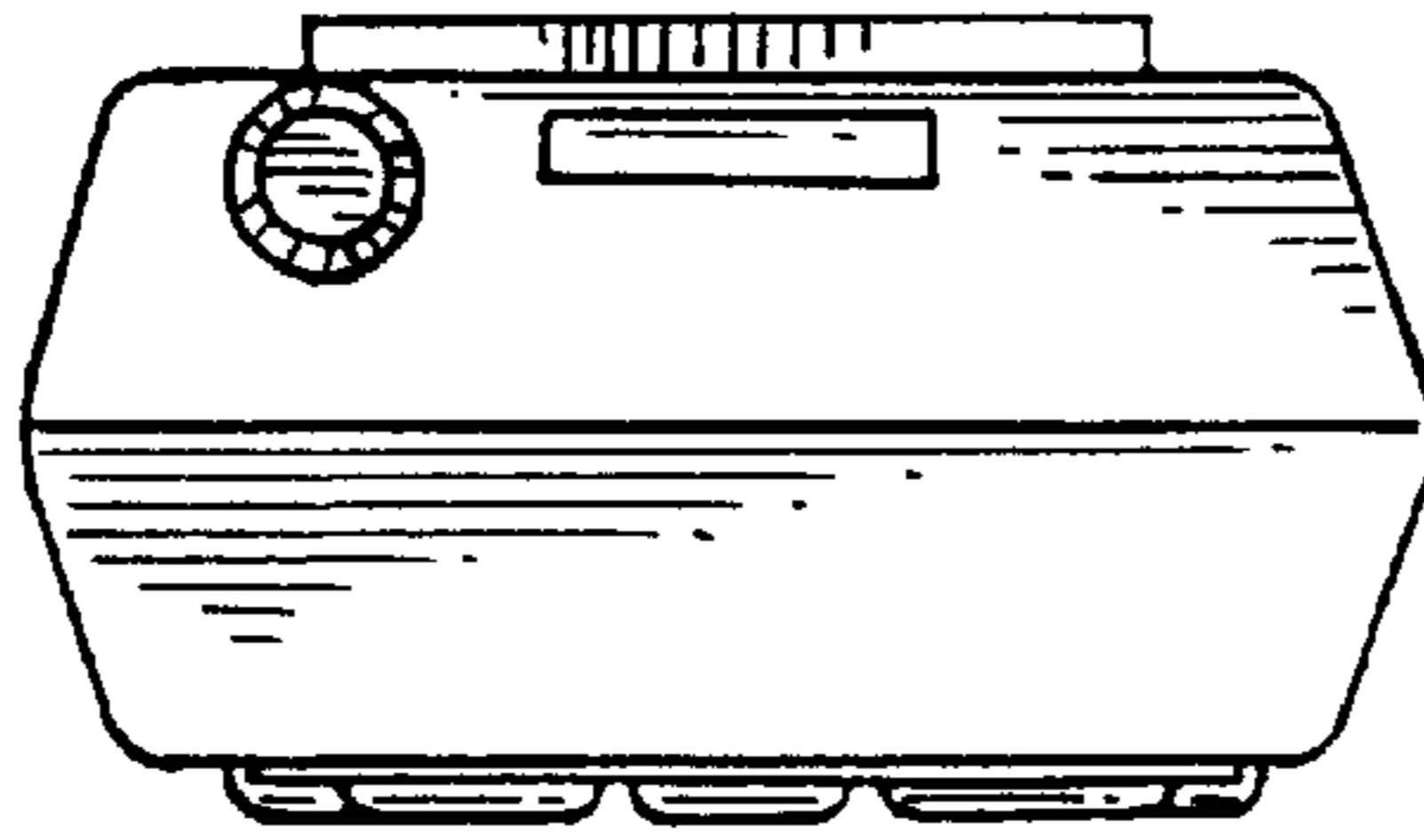


FIG. 7




FIG. 8