



US00D397984S

United States Patent [19]

Pingel et al.

[11] **Patent Number:** **Des. 397,984**

[45] **Date of Patent:** ****Sep. 8, 1998**

[54] **WHEEL CHOCK MOUNTING PLATE**

[75] Inventors: **Wayne Pingel; Donna Pingel**, both of Adams, Wis.

[73] Assignee: **Pingel Enterprise, Inc.**, Adams, Wis.

[**] Term: **14 Years**

[21] Appl. No.: **66,592**

[22] Filed: **Mar. 4, 1997**

[51] **LOC (6) Cl.** **12-06**

[52] **U.S. Cl.** **D12/217**

[58] **Field of Search** D12/114, 120, D12/217; D8/349, 350, 353, 354, 380; 188/36, 32; 248/221.12, 222.41, 222.51; 280/293, 507; 410/30, 49

[56] **References Cited**

U.S. PATENT DOCUMENTS

- D. 213,264 1/1969 Birger et al. D8/350
- D. 303,566 9/1989 Kohler, Jr. et al. D8/350
- D. 321,498 11/1991 Jones D12/217

- D. 329,192 9/1992 Susac D8/353
- D. 387,323 12/1997 Wilcox D12/217
- 3,332,655 7/1967 Van Buren, Jr. 248/221.12
- 5,046,587 9/1991 Jones 188/36

OTHER PUBLICATIONS

Keyhole Escutcheon, Hewi Catalog, front cover, May 1983.

Primary Examiner—Robert M. Spear
Attorney, Agent, or Firm—Douglas B. White

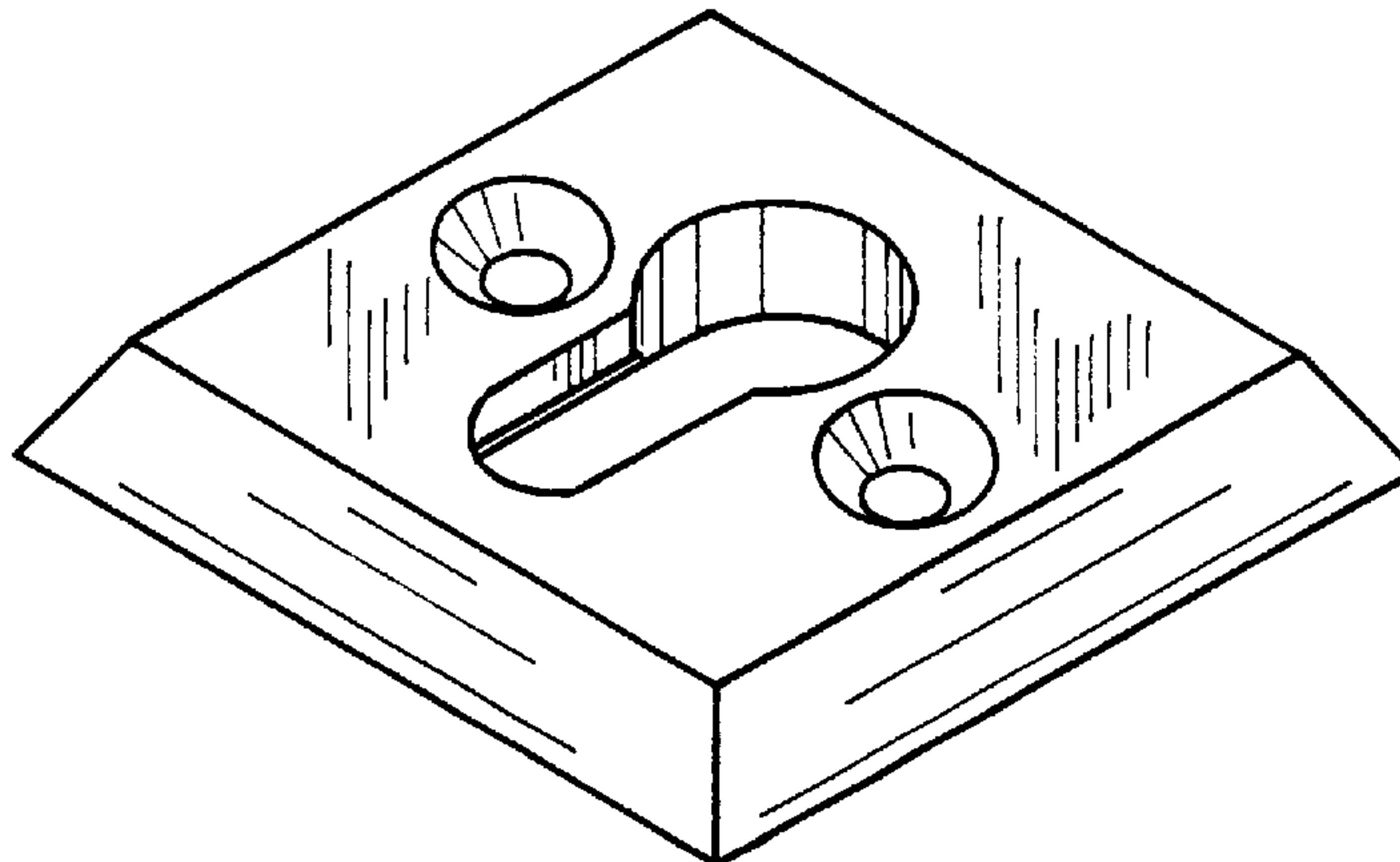
[57] **CLAIM**

The ornamental design for a wheel chock mounting plate, as shown and described.

DESCRIPTION

FIG. 1 is a top view of the wheel chock mounting plate; FIG. 2 is a bottom view of the wheel chock mounting plate; FIG. 3 is a side view of wheel chock mounting plate, all other sides being identical thereto; and, FIG. 4 is a perspective view of the wheel chock mounting plate.

1 Claim, 1 Drawing Sheet



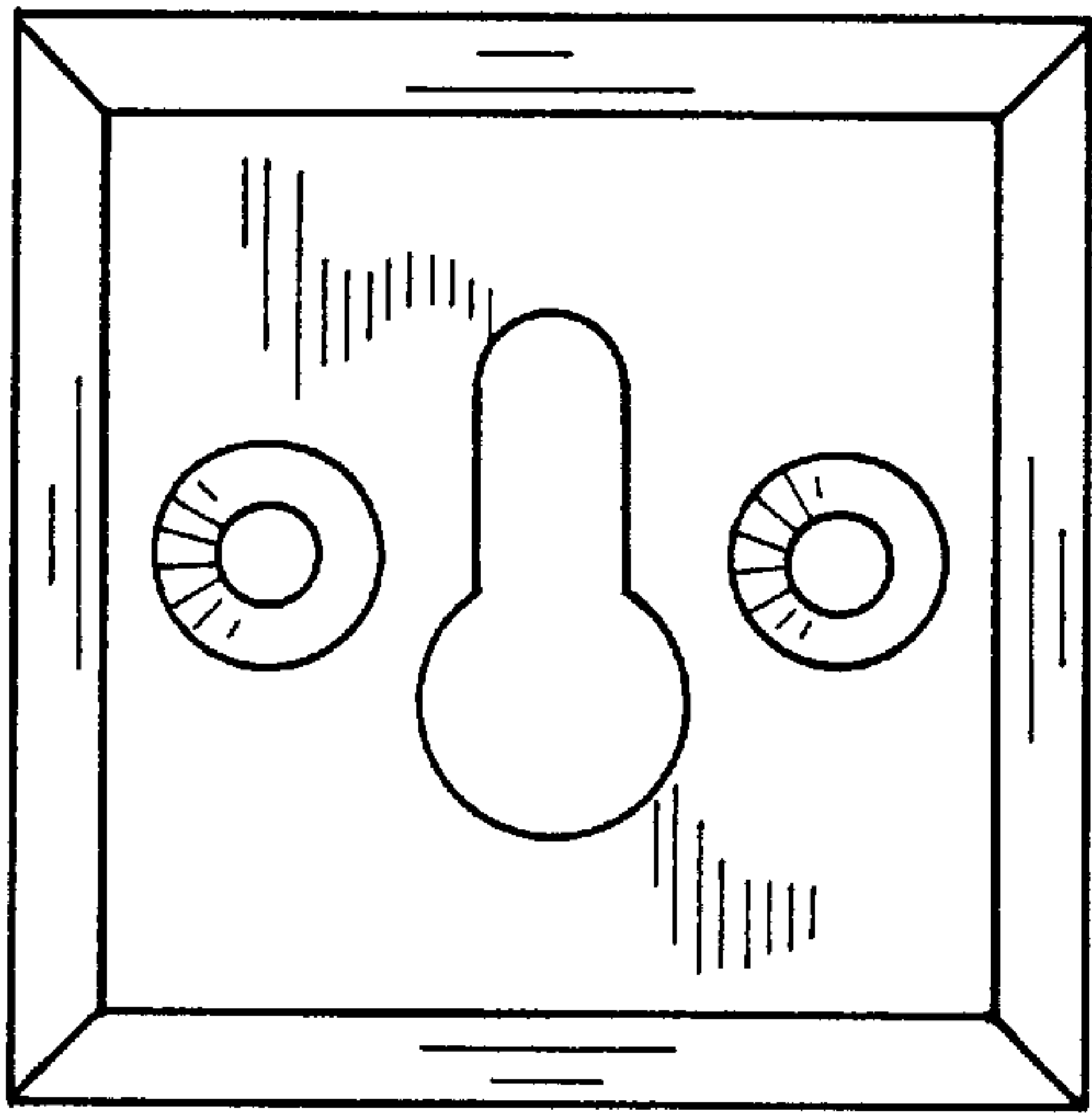


FIG. 1

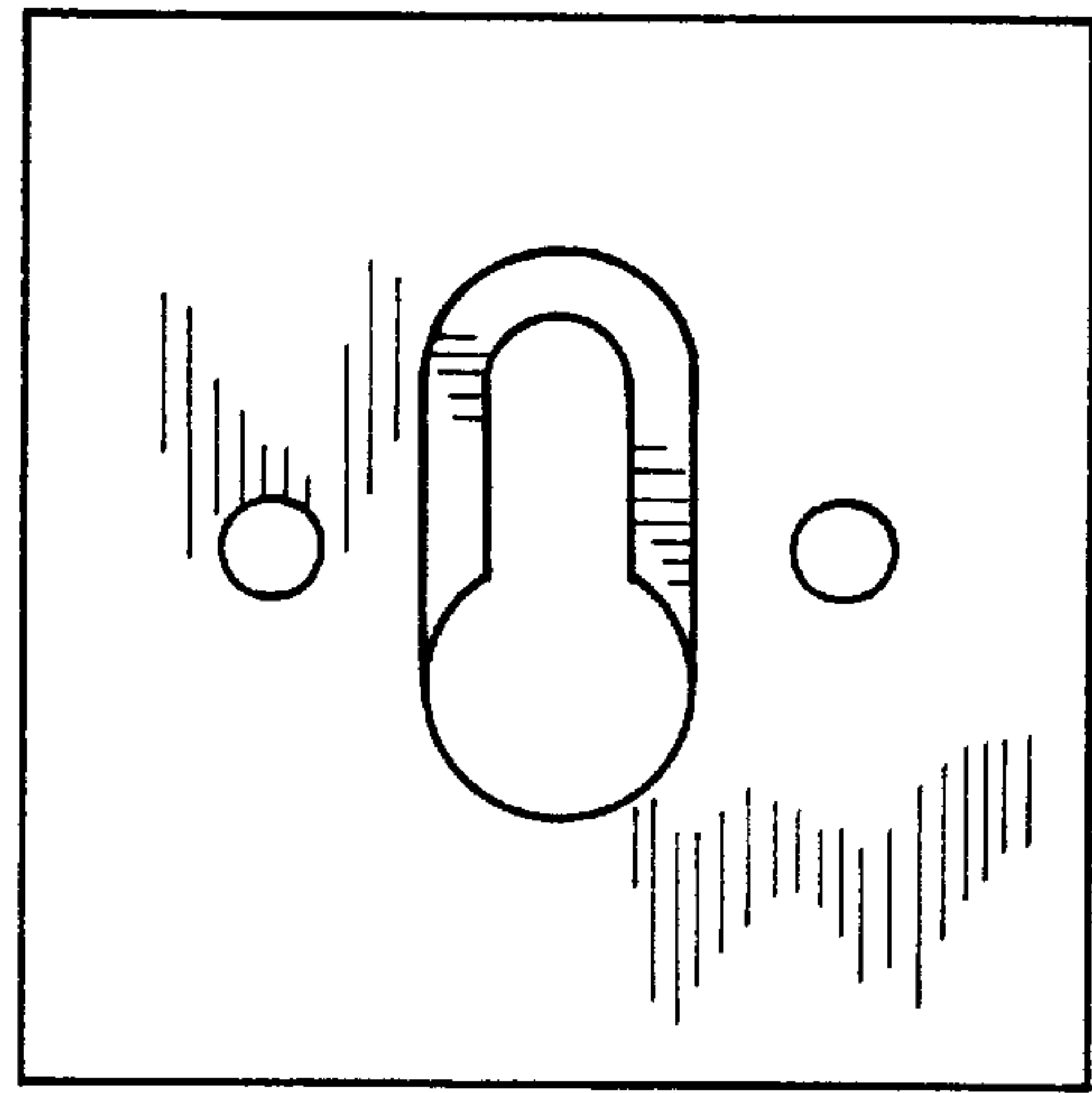


FIG. 2




FIG. 3

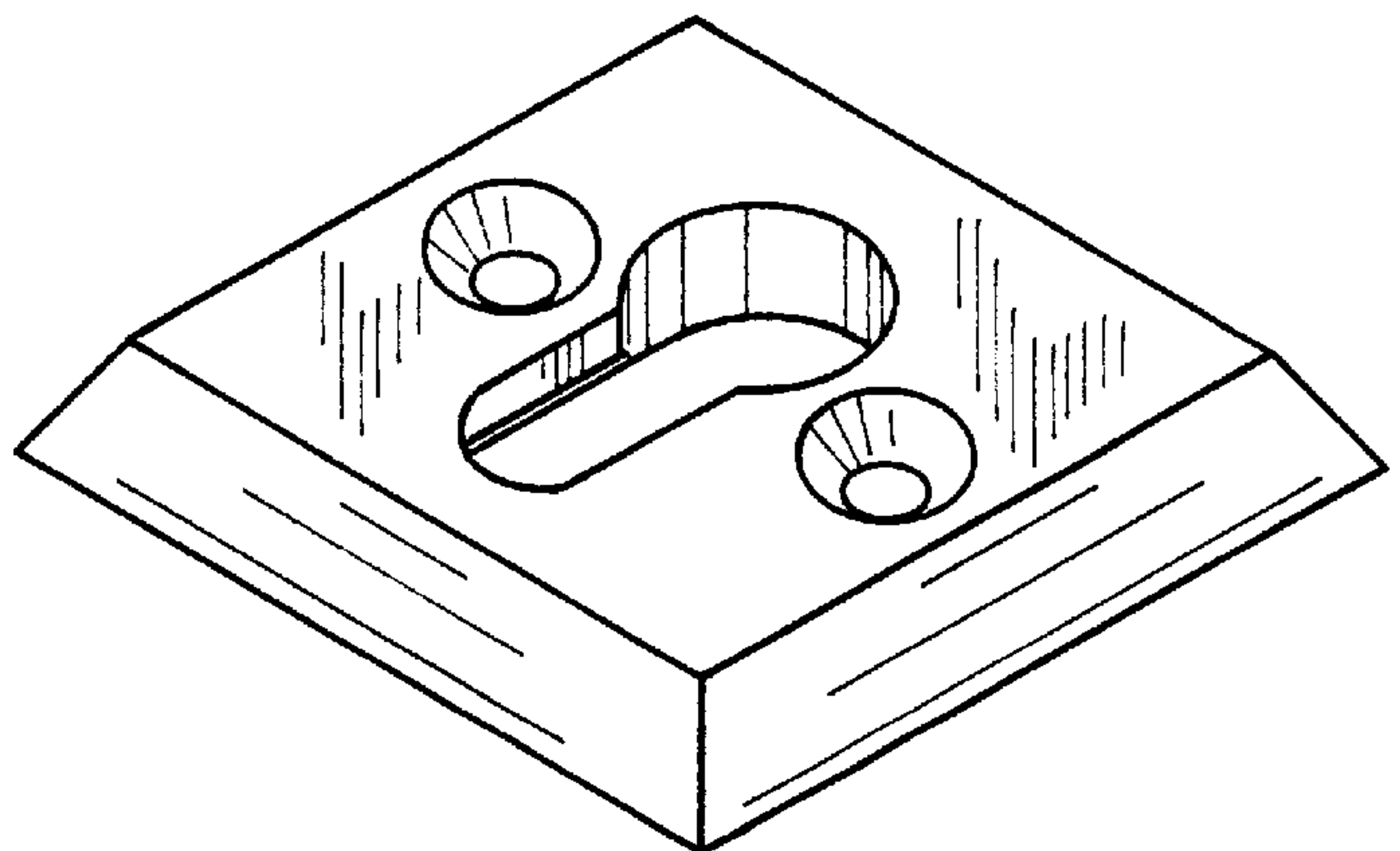


FIG. 4