



US00D397983S

# United States Patent [19]

Pingel et al.

[11] **Patent Number: Des. 397,983**

[45] **Date of Patent: \*\*Sep. 8, 1998**

[54] **WHEEL CHOCK MOUNTING PLATE**

[75] Inventors: **Wayne Pingel; Donna Pingel**, both of Adams, Wis.

[73] Assignee: **Pingel Enterprise, Inc.**, Adams, Wis.

[\*\*] Term: **14 Years**

[21] Appl. No.: **66,591**

[22] Filed: **Mar. 4, 1997**

[51] **LOC (6) Cl.** ..... **12-06**

[52] **U.S. Cl.** ..... **D12/217**

[58] **Field of Search** ..... D12/114, 120, D12/217; D8/349, 350, 353, 354, 380; 188/36, 32; 248/221.12, 222.41, 222.51; 280/293, 507; 410/30, 49

[56] **References Cited**

**U.S. PATENT DOCUMENTS**

D. 284,687	7/1986	Doman et al.	.....	D8/350
D. 349,037	7/1994	Carsello	.....	D8/350
3,332,655	7/1967	Van Buren, Jr.	.....	248/221.12

5,046,587	9/1991	Jones	.....	188/32
5,257,803	11/1993	Fisher	.....	280/293
5,297,407	3/1994	Tarr	.....	280/507
5,458,433	10/1995	Stastny	.....	D8/350 X

**OTHER PUBLICATIONS**

Keyhole Escutcheon, Hewi Catalog, front cover, May 1983.

*Primary Examiner*—Robert M. Spear  
*Attorney, Agent, or Firm*—Douglas B. White

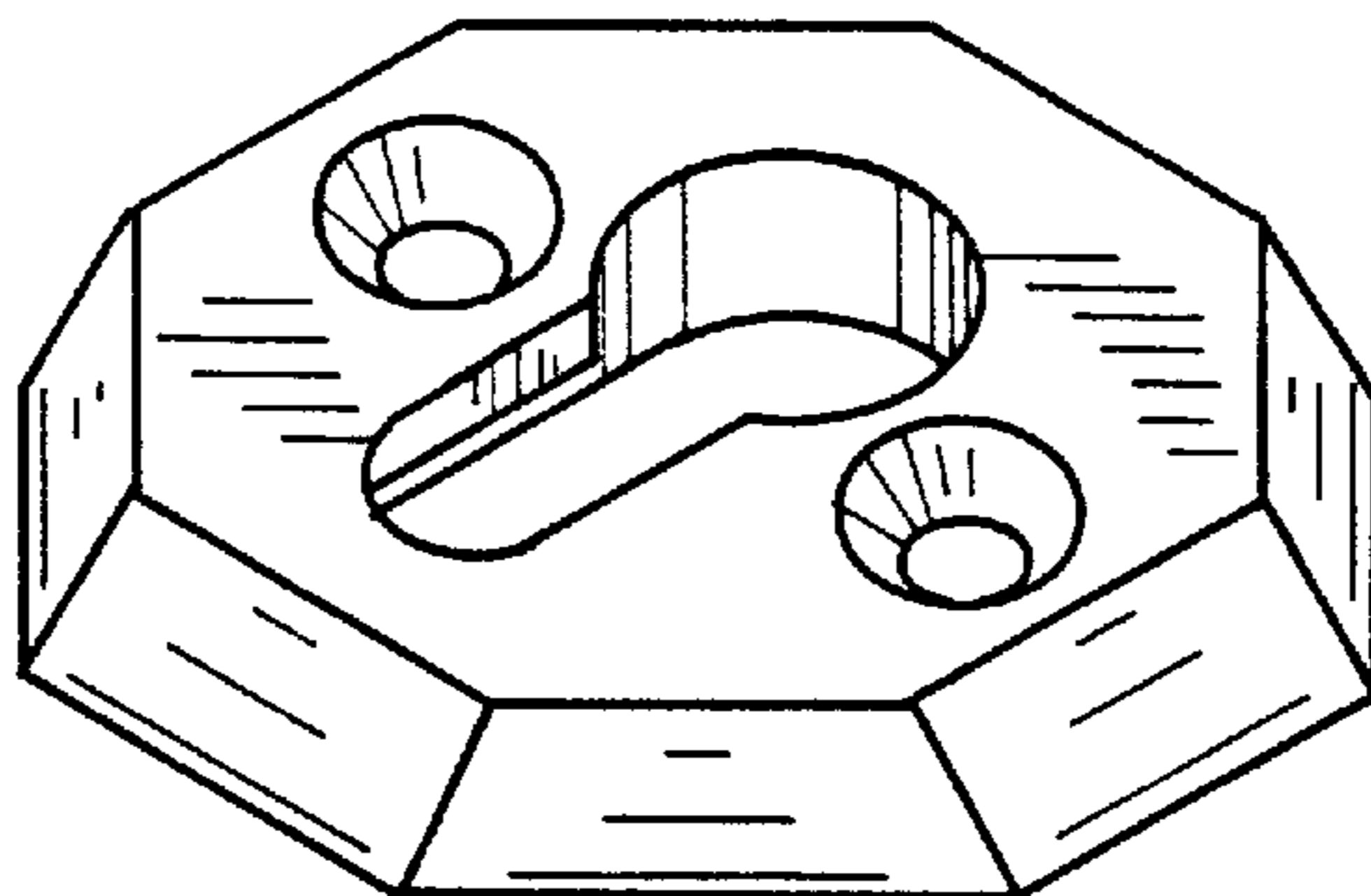
[57] **CLAIM**

The ornamental design for wheel chock mounting plate, as shown and described.

**DESCRIPTION**

FIG. 1 is top view of the wheel chock mounting plate; FIG. 2 is a bottom view of the wheel chock mounting plate; FIG. 3 is a side view of the wheel chock mounting plate, all other sides being identical thereto; and, FIG. 4 is a perspective view of the wheel chock mounting plate.

**1 Claim, 1 Drawing Sheet**



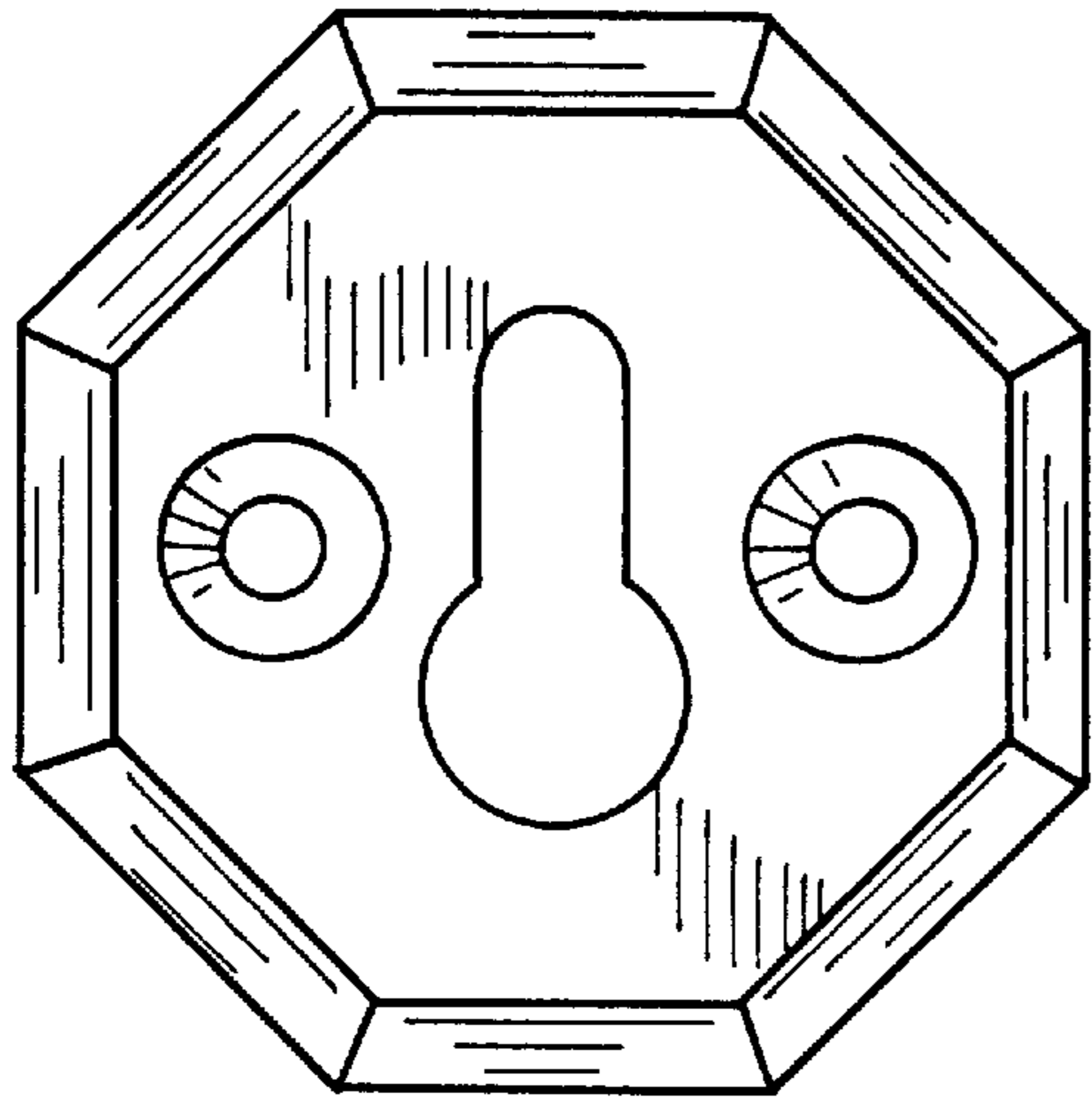


FIG. 1

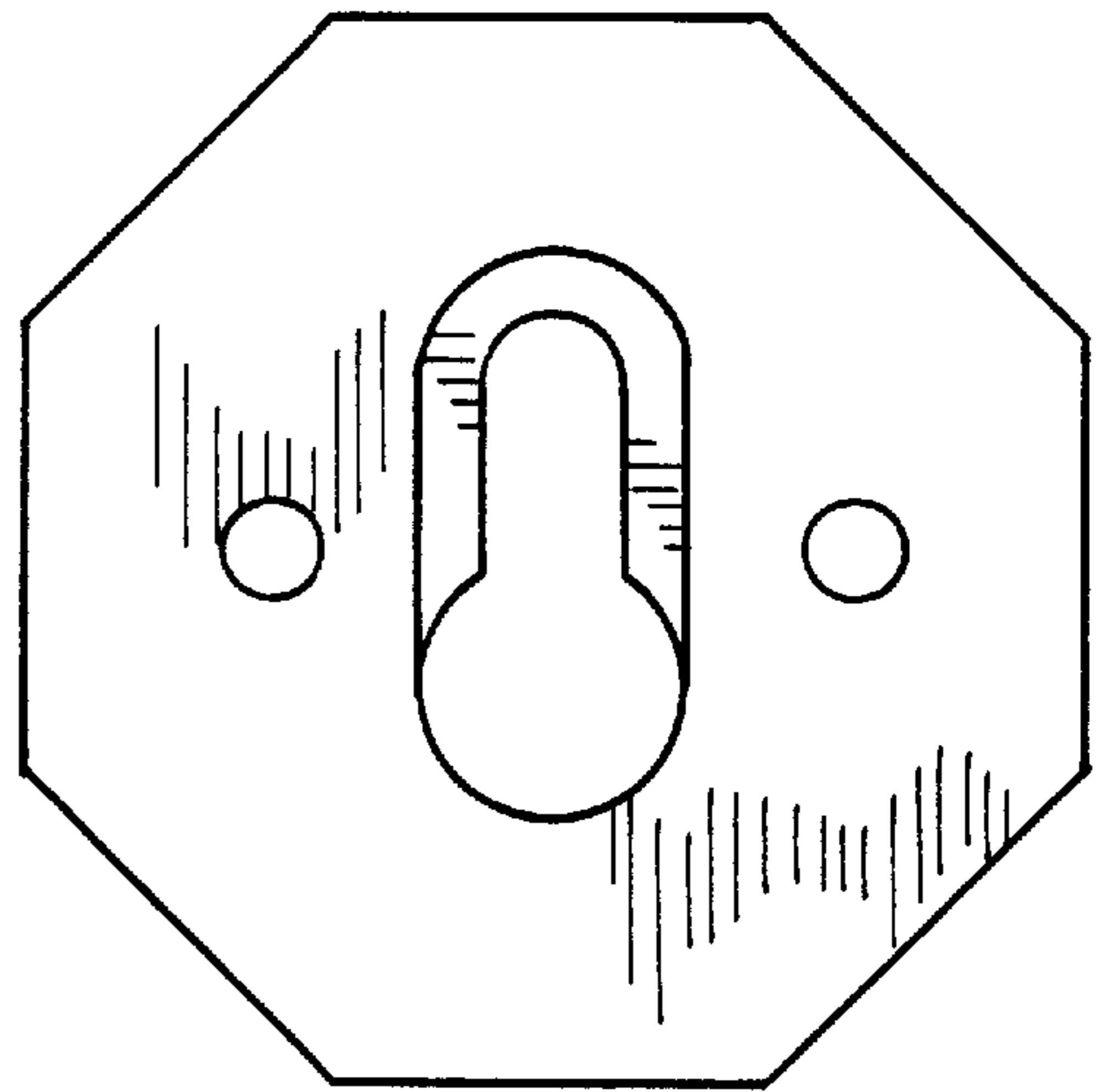


FIG. 2




FIG. 3

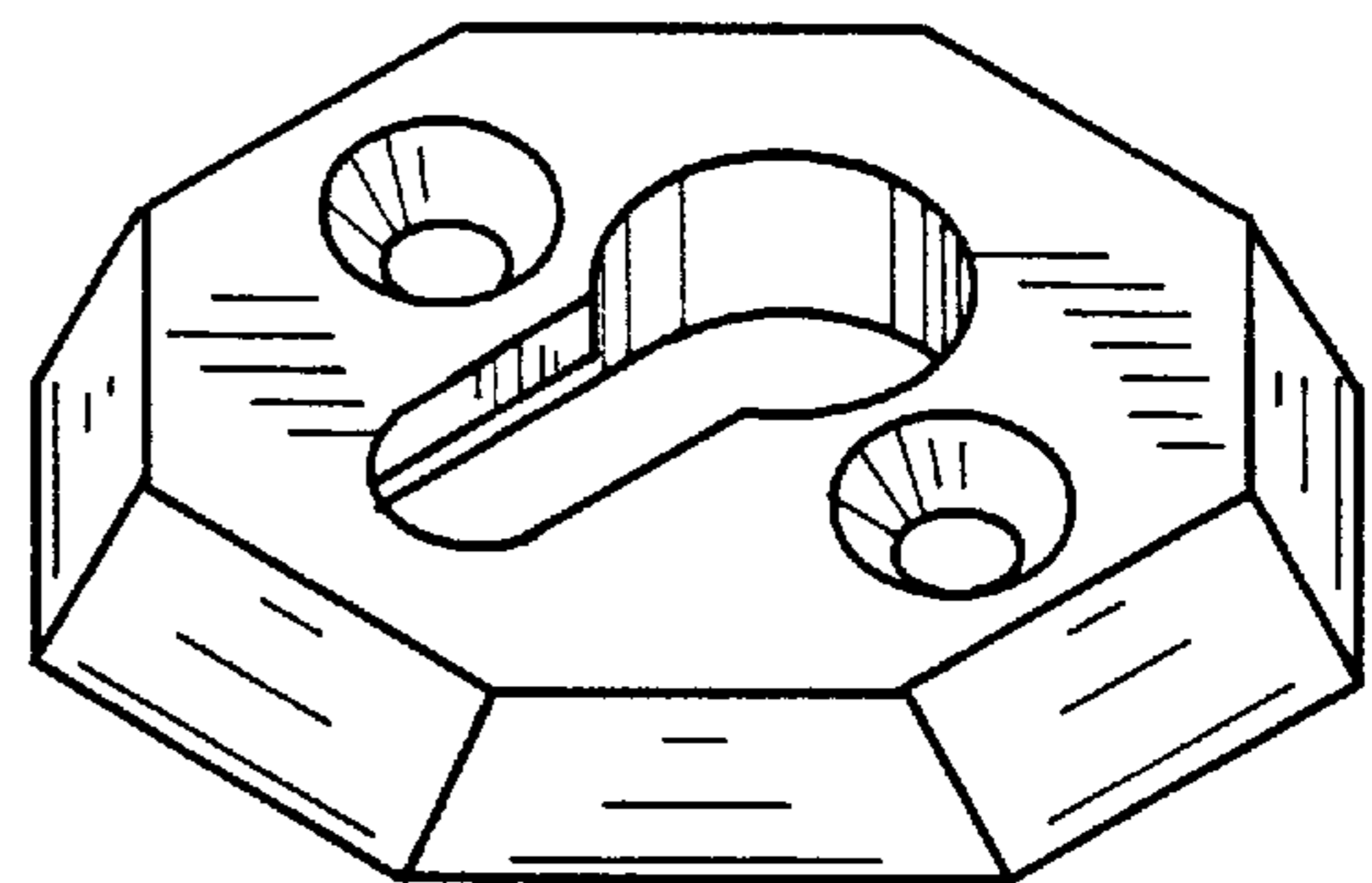


FIG. 4