



US00D397975S

United States Patent [19]
Himuro

[11] **Patent Number: Des. 397,975**

[45] **Date of Patent: **Sep. 8, 1998**

[54] **AUTOMOBILE TIRE**

D. 362,220 9/1995 Van Emburg D12/147
D. 379,443 5/1997 Arendt et al. D12/147

[75] Inventor: **Yasuo Himuro**, Tokyo, Japan

OTHER PUBLICATIONS

[73] Assignee: **Bridgestone Corporation**, Tokyo, Japan

Pirelli P6000 Tire, Tread Design Guide, p. 59, Feb. 1996.

[**] Term: **14 Years**

Primary Examiner—Robert M. Spear
Attorney, Agent, or Firm—Sughrue, Mion, Zinn, Macpeak & Seas, PLLC

[21] Appl. No.: **72,638**

[57] **CLAIM**

[22] Filed: **Jun. 20, 1997**

The ornamental design for an automobile tire, as shown and described.

[30] **Foreign Application Priority Data**

DESCRIPTION

Dec. 24, 1996 [JP] Japan 8-38611

FIG. 1 is a perspective view of an automobile tire showing my new design, it being understood that the tread pattern is repeated uniformly throughout the circumference of the tire; FIG. 2 is a front elevation view thereof, a rear elevation view, a top plan view and a bottom view are identical with the front elevation view;

[51] **LOC (6) Cl.** **12-15**

[52] **U.S. Cl.** **D12/147**

[58] **Field of Search** D12/134, 136,
D12/138, 140-151; 152/209 R, 209 D,
209 B

FIG. 3 is a left side elevation view thereof, a right side elevation view is identical with the left side elevation view; and,

[56] **References Cited**

FIG. 5 is a cross-sectional view thereof taken in the direction of line 5-5 in FIG. 4.

U.S. PATENT DOCUMENTS

D. 354,035 1/1995 McKisson D12/147

1 Claim, 4 Drawing Sheets

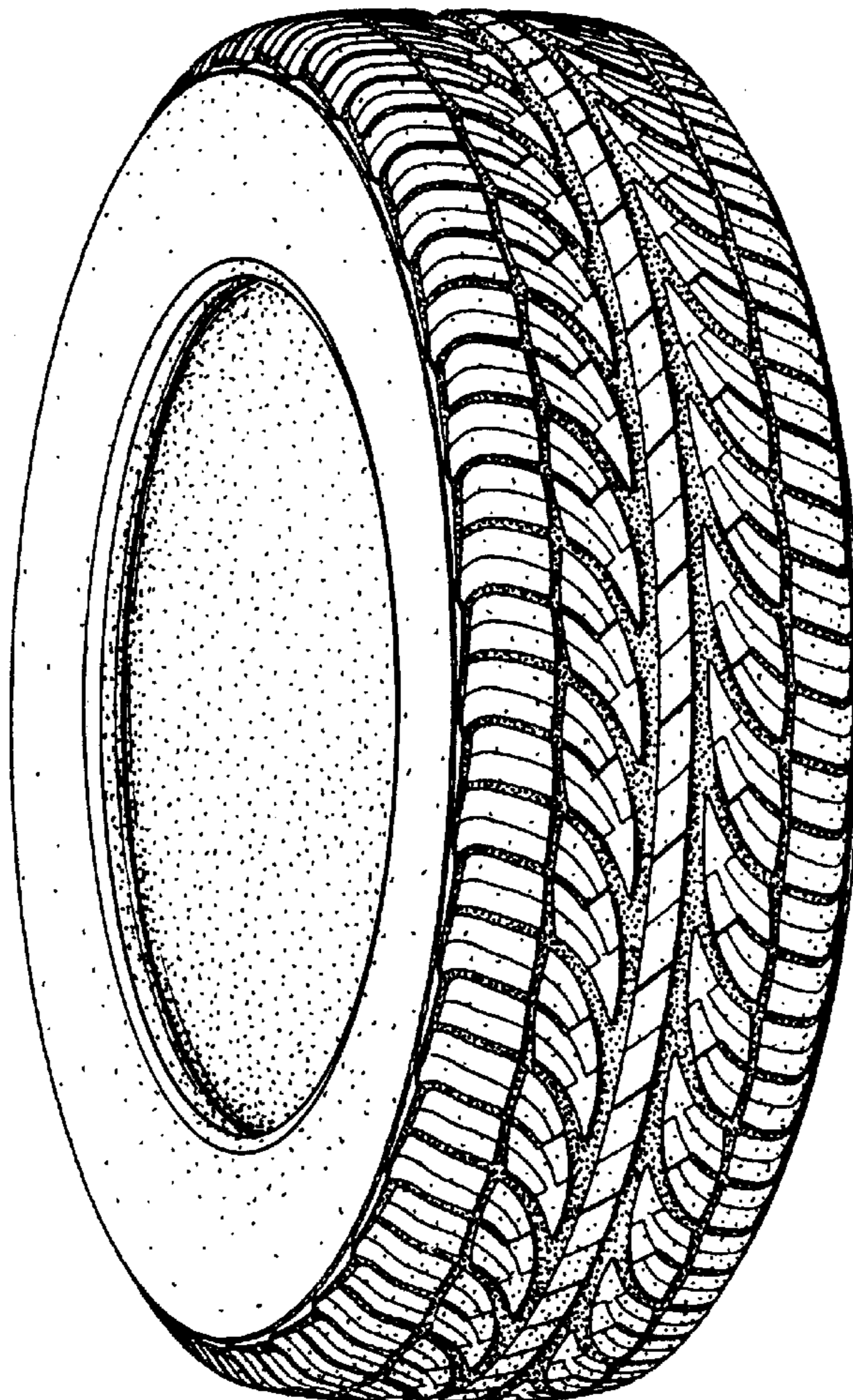


FIG. 1

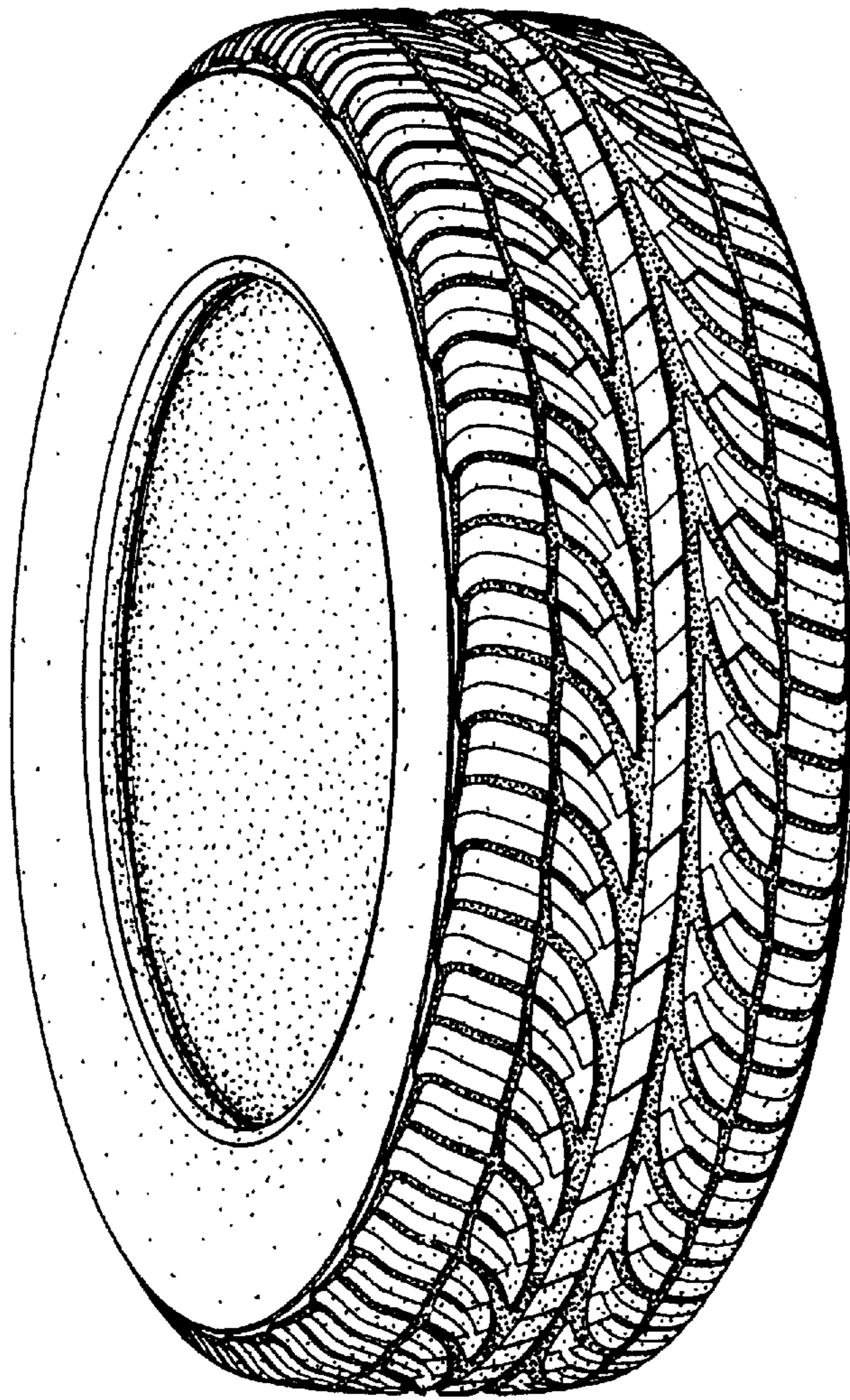


FIG. 2

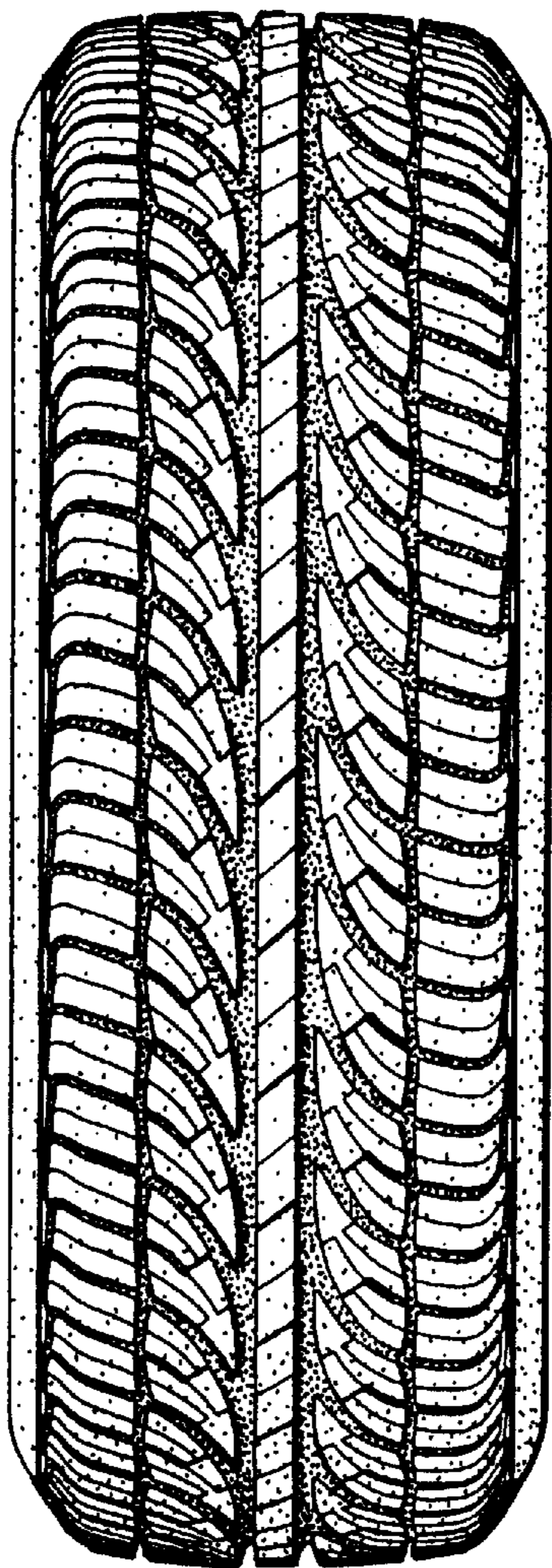


FIG. 3




FIG. 4

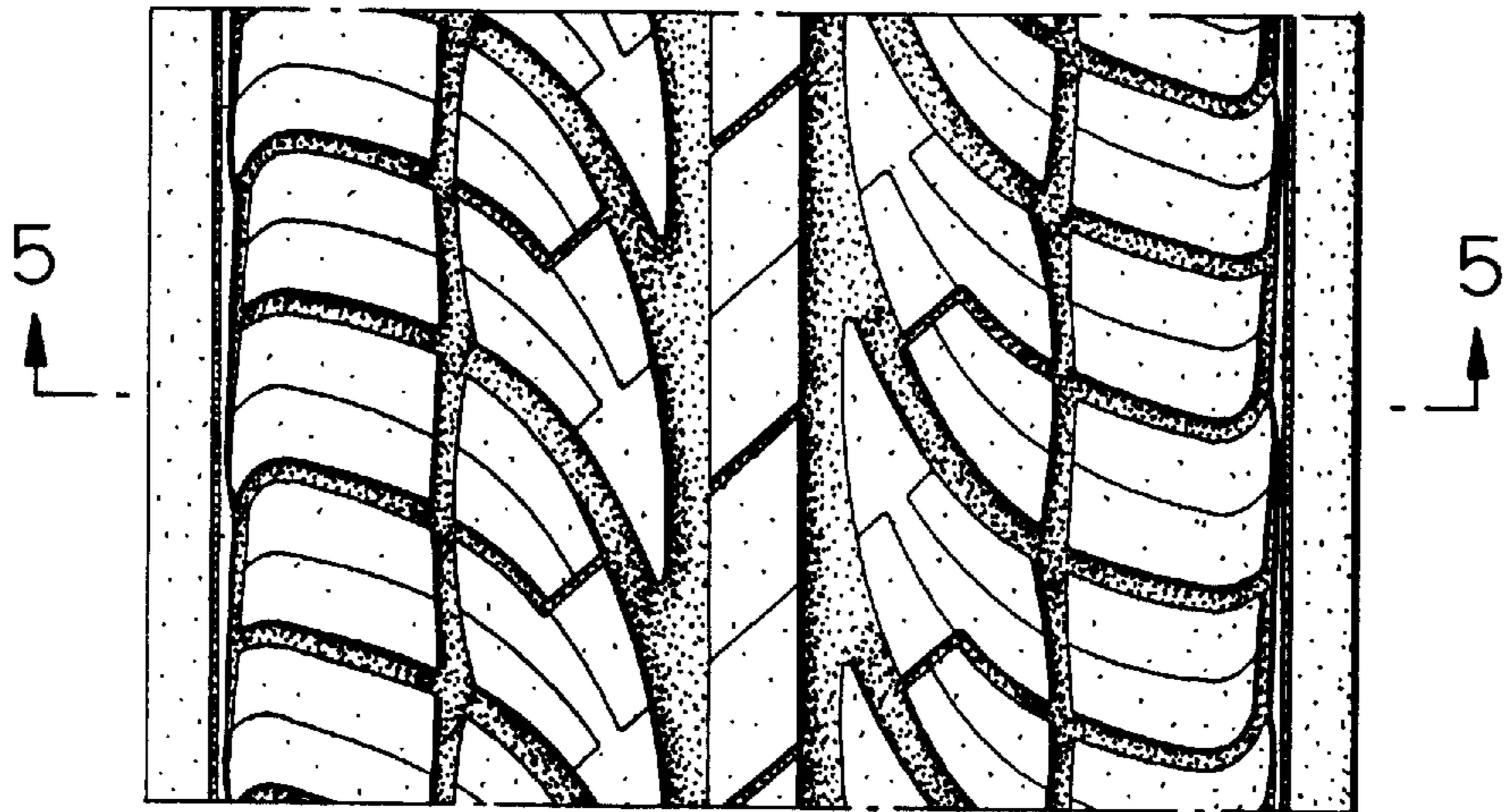


FIG. 5

