



US00D397961S

United States Patent [19]

Mays et al.

[11] **Patent Number:** **Des. 397,961**

[45] **Date of Patent:** ****Sep. 8, 1998**

[54] **AUTOMOBILE BODY**

[75] Inventors: **J. Carroll Mays**, Woodland Hills, Calif.; **Carolyn Lantz**, Scottsdale, Ariz.; **Laurens van den Acker**, Ventura; **David Morris**, Thousand Oaks, both of Calif.

[73] Assignee: **Aluminum Company of America**, Pittsburgh, Pa.

[**] Term: **14 Years**

[21] Appl. No.: **71,047**

[22] Filed: **May 16, 1997**

[51] **LOC (6) Cl.** **12-08**

[52] **U.S. Cl.** **D12/91**

[58] **Field of Search** D12/90-92; 296/185

[56] **References Cited**

U.S. PATENT DOCUMENTS

- D. 338,431 8/1993 Abele D12/91
- D. 340,010 10/1993 Guedon D12/91
- D. 340,680 10/1993 Campbell et al. D12/91

- D. 346,989 5/1994 Dolan D12/91
- D. 360,606 7/1995 Holmes D12/91
- D. 378,995 4/1997 Lui D12/91

Primary Examiner—Melody N. Brown
Attorney, Agent, or Firm—Thomas R. Trempus

[57] **CLAIM**


The ornamental design for an automobile body, as shown and described.

DESCRIPTION

FIG. 1 is a front perspective view of an automobile body embodying our design;
 FIG. 2 is a front perspective view thereof;
 FIG. 3 is a side view of the automobile shown in FIG. 1, it being understood that the side opposite to that shown is a mirror image thereof;
 FIG. 4 is a rear perspective view thereof; and,
 FIG. 5 is a front perspective view thereof.

The wheels shown in broken lines in all view of the drawings are for illustrative purposes only and form no part of the claimed design.

1 Claim, 5 Drawing Sheets



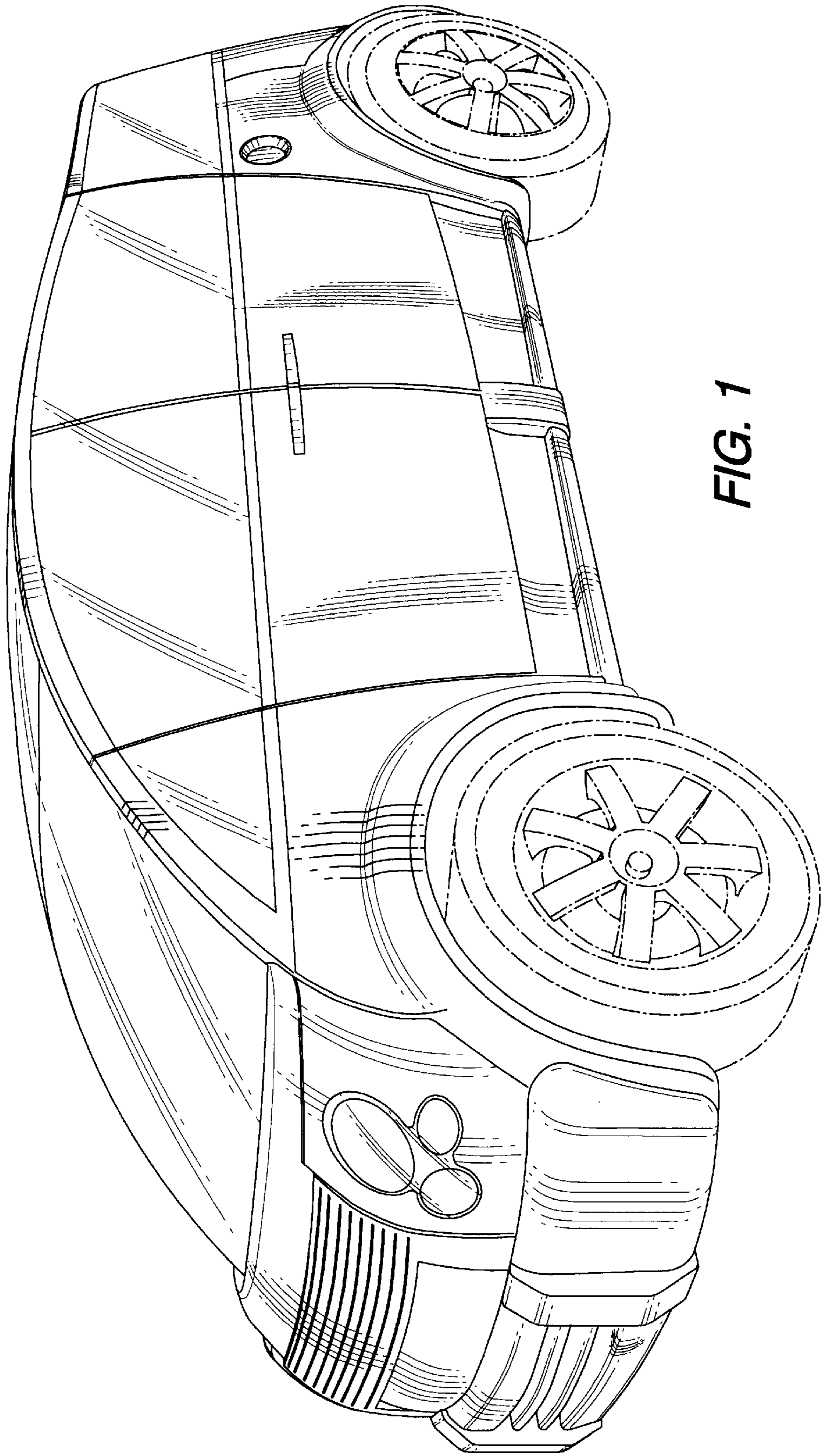


FIG. 1




FIG. 2

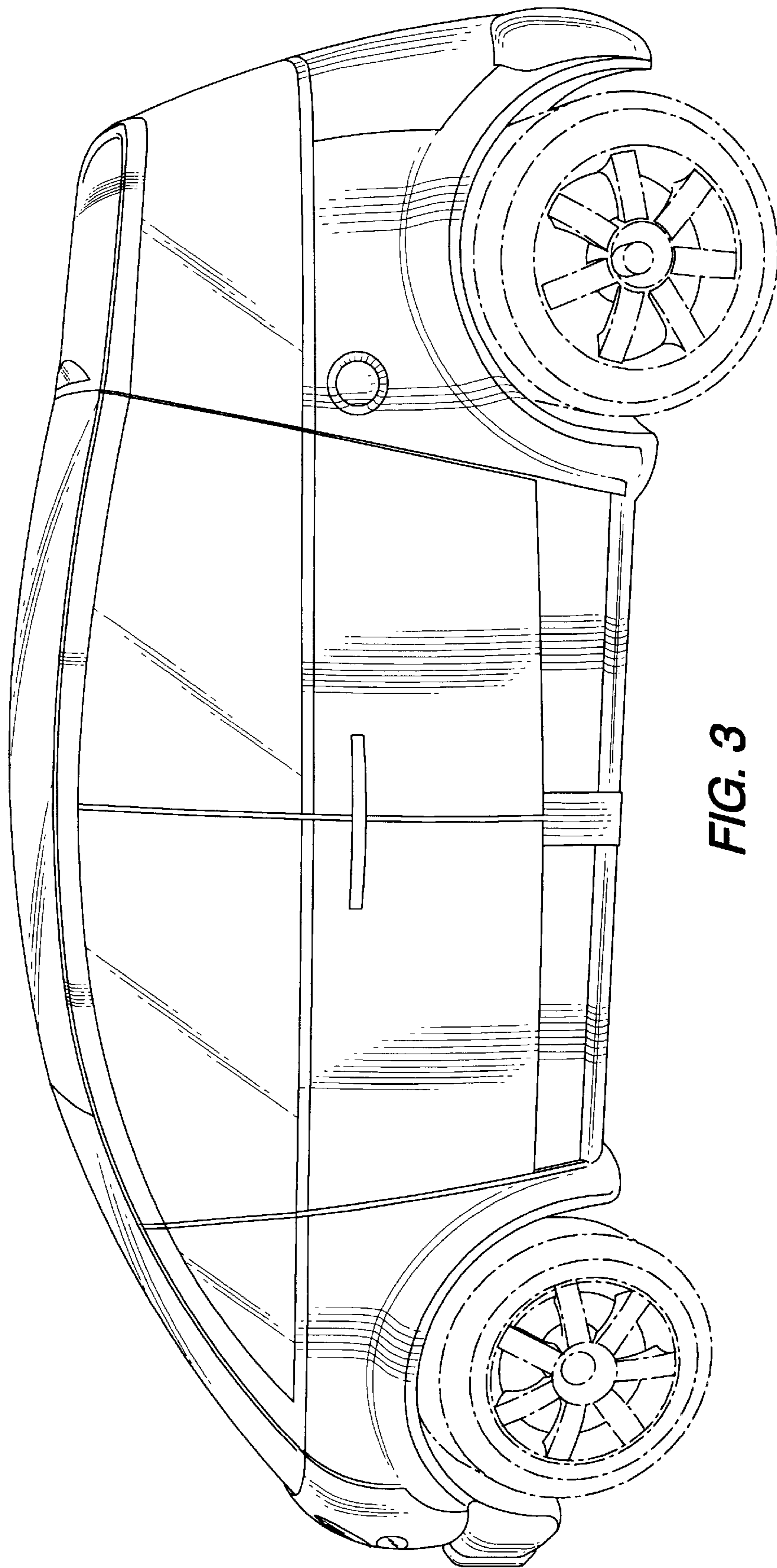


FIG. 3

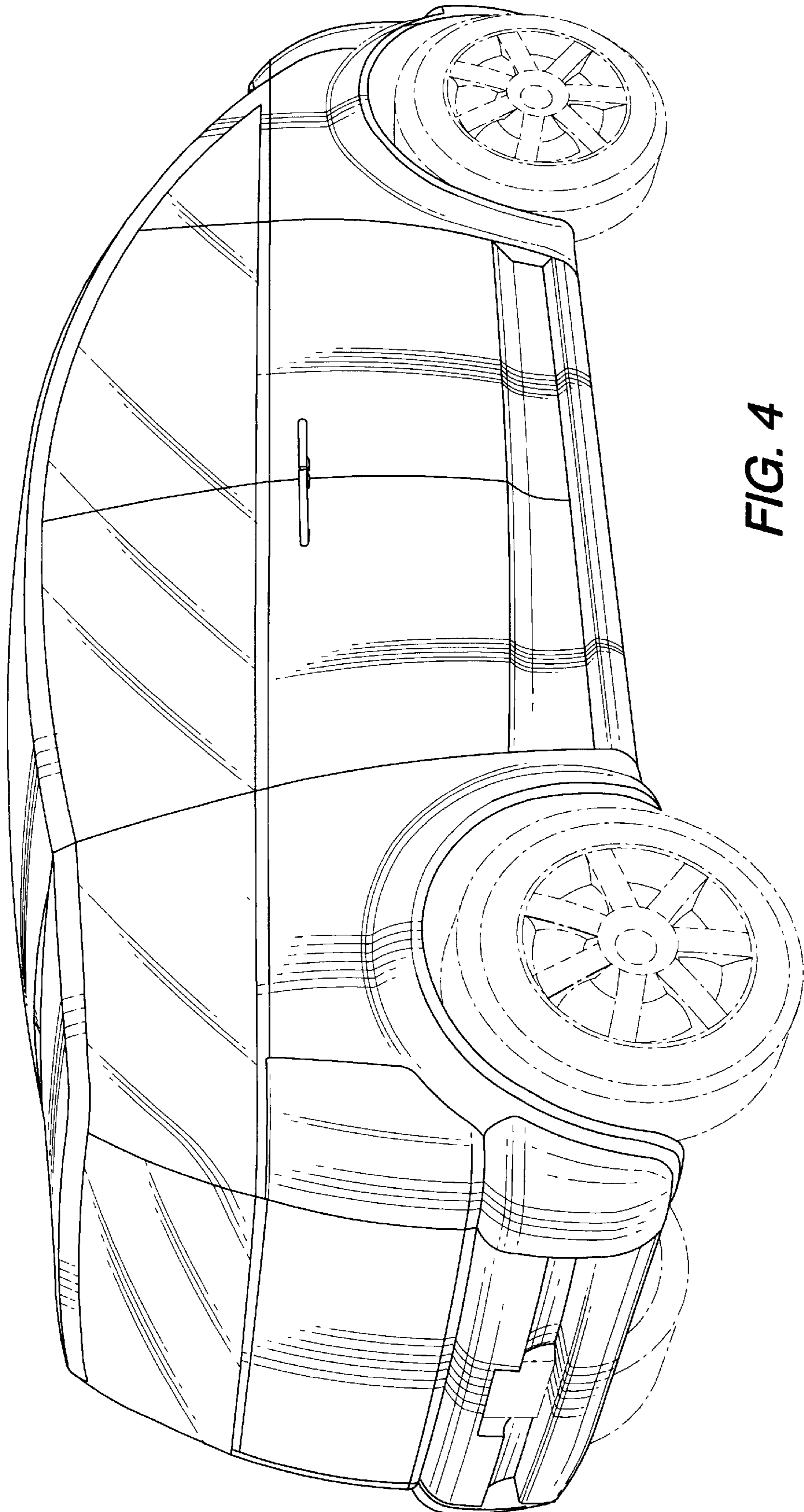


FIG. 4

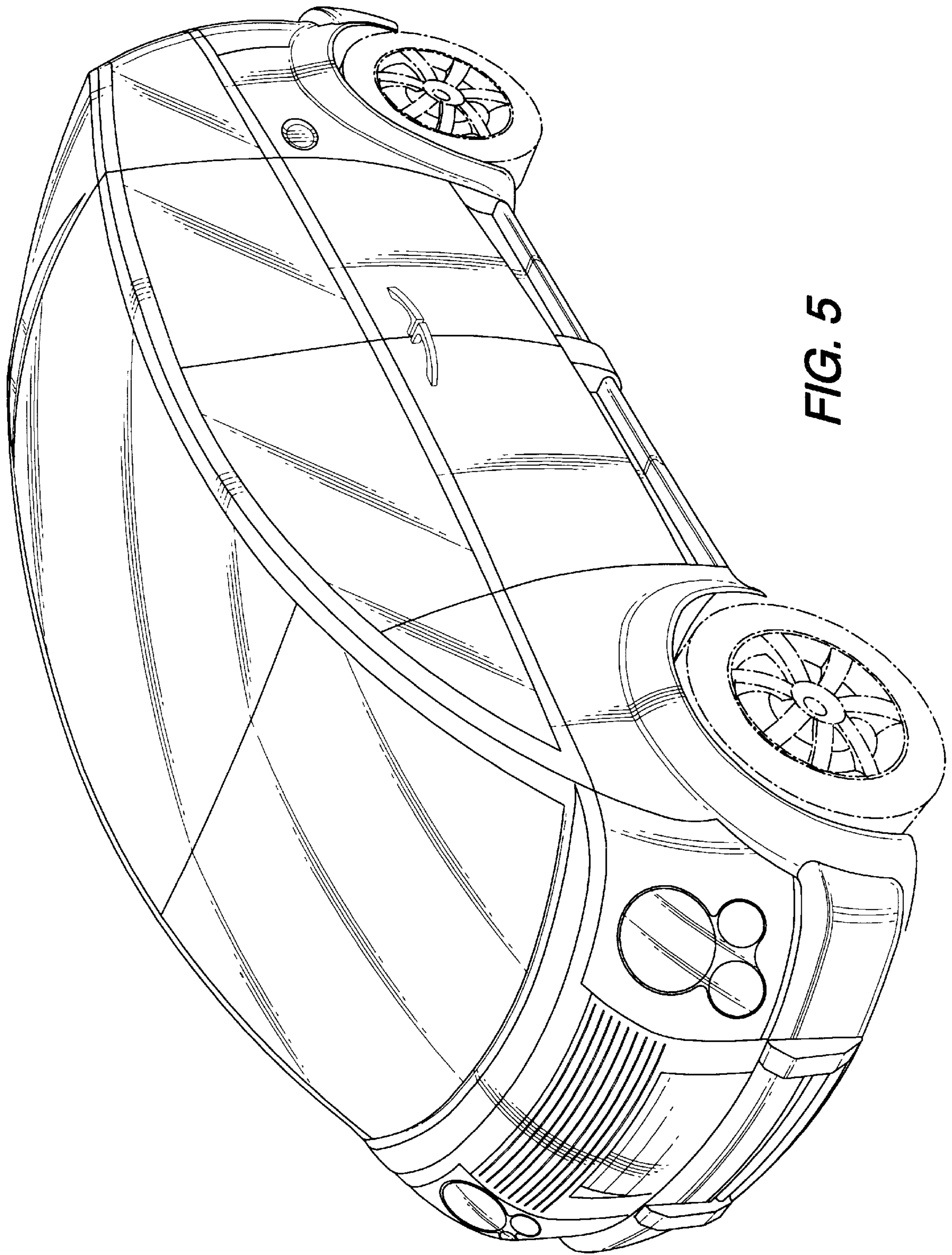


FIG. 5