



US00D397956S

United States Patent [19]

Lee

[11] **Patent Number:** **Des. 397,956**

[45] **Date of Patent:** ****Sep. 8, 1998**

[54] **TREE ORNAMENT**

[76] **Inventor:** **Wei-Min Lee**, 3F, No. 216, Tun Hua S. Rd., Sec. 2, Taipei, Taiwan

[**] **Term:** **14 Years**

[21] **Appl. No.:** **75,305**

[22] **Filed:** **Aug. 17, 1997**

[51] **LOC (6) Cl.** **11-05**

[52] **U.S. Cl.** **D11/121; D11/117; D11/125**

[58] **Field of Search** **D11/117, 120, D11/121, 125, 128, 129; D26/25, 73; 362/249, 252, 806, 808**

[56] **References Cited**

U.S. PATENT DOCUMENTS

D. 340,671	10/1993	Clark	D11/120
D. 363,685	10/1995	Miller et al.	D11/121 X
D. 372,205	7/1996	Mason	D11/128
D. 383,556	9/1997	Wang	26/25
5,359,502	10/1994	Cantin	362/249 X

5,379,202	1/1995	Daun	362/252
5,577,831	11/1996	Chang	362/252 X
5,645,343	7/1997	Rinehimer	362/252

Primary Examiner—Dominic Simone
Attorney, Agent, or Firm—Beveridge, DeGrandi, Weilacher & Young, LLP

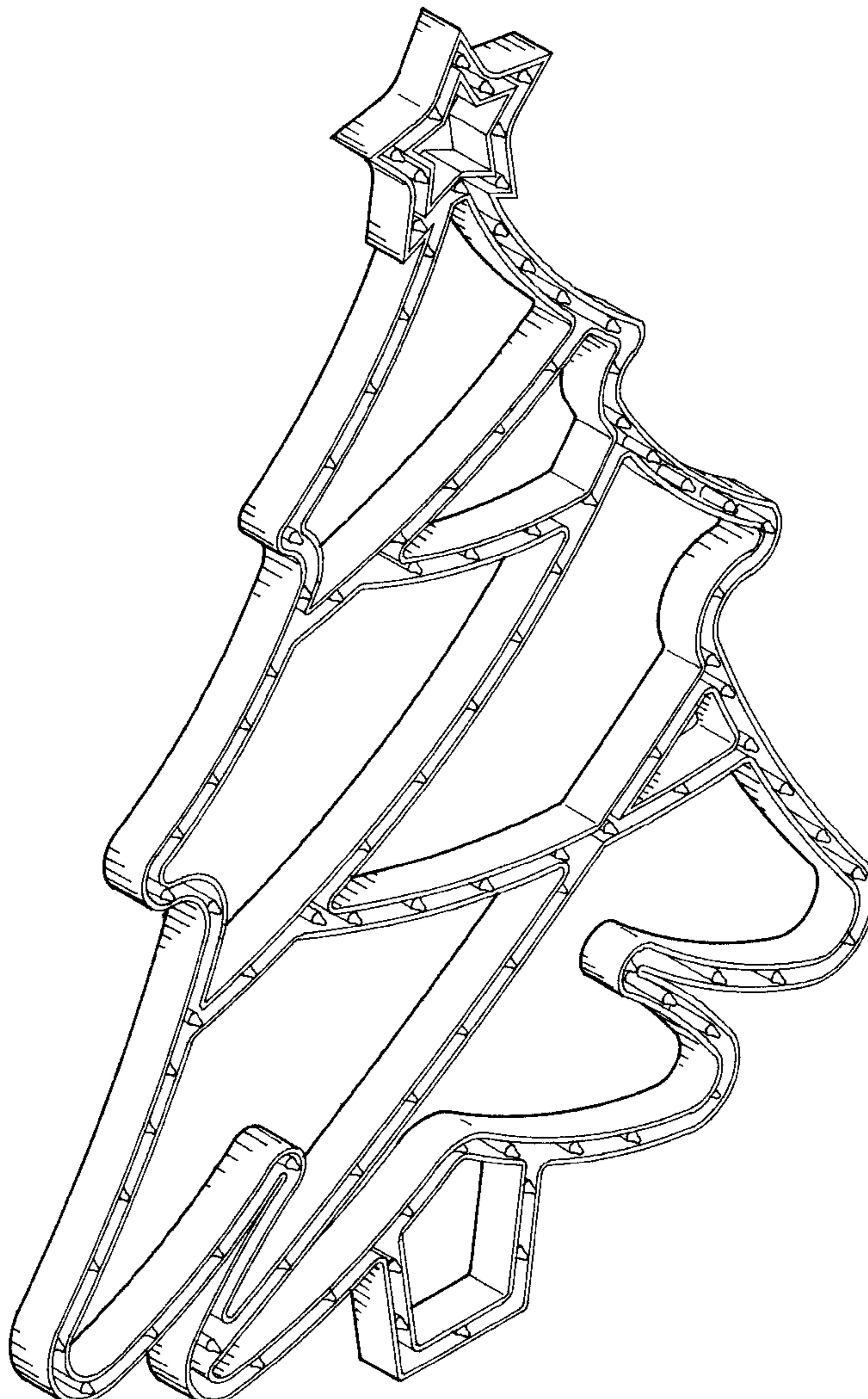
[57] **CLAIM**

The ornamental design for a “tree ornament” as shown and described.

DESCRIPTION

FIG. 1 is the perspective view of a “tree ornament” showing my new design;
FIG. 2 is the front elevational view thereof;
FIG. 3 is the rear elevational view thereof;
FIG. 4 is the left side elevational view thereof;
FIG. 5 is the right side elevational view thereof;
FIG. 6 is the top plan view thereof; and,
FIG. 7 is the bottom plan view thereof.

1 Claim, 5 Drawing Sheets



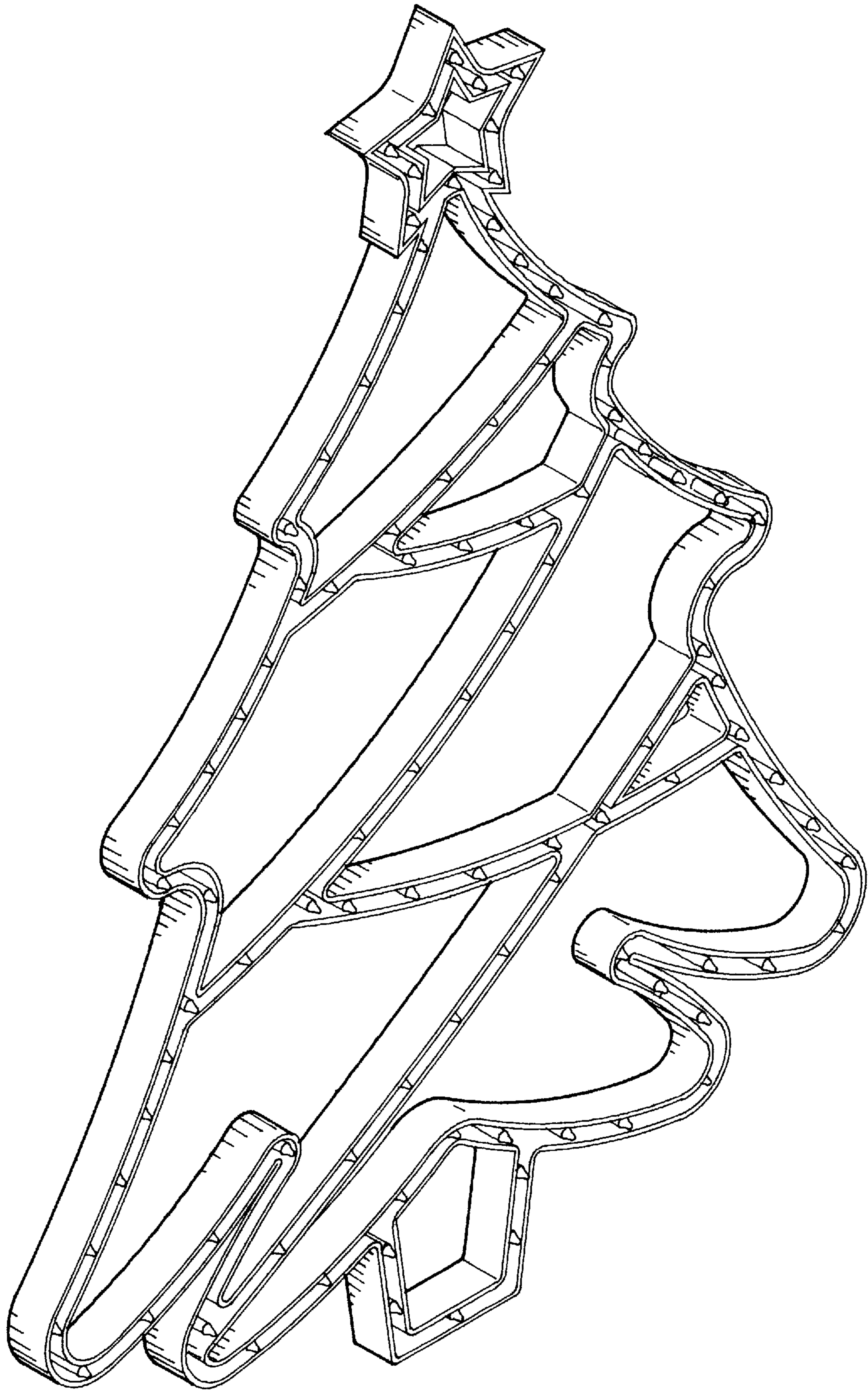


FIG. 1




FIG.2



FIG. 3




FIG. 4

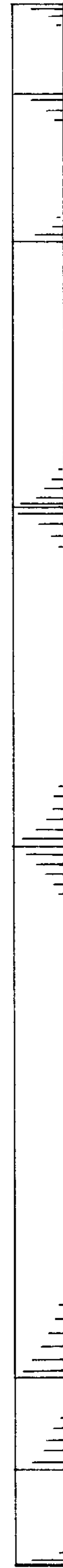


FIG. 5



FIG. 6



FIG. 7