



US00D397946S

United States Patent [19] Craft

[11] Patent Number: Des. 397,946

[45] Date of Patent: **Sep. 8, 1998

[54] PLUMB-LEVEL

[76] Inventor: Guy E. Craft, 112 Industry La.,
Uniontown, Pa. 15401

[**] Term: 14 Years

[21] Appl. No.: 77,980

[22] Filed: Oct. 17, 1997

[51] LOC (6) Cl. 10-04

[52] U.S. Cl. D10/62; D10/69

[58] Field of Search D10/62, 69; 33/365-390

[56] References Cited

U.S. PATENT DOCUMENTS

D. 238,153	12/1975	Johnson et al.	D10/69
D. 343,363	1/1994	Wright	D10/69
582,517	5/1897	Bellows	33/364

Primary Examiner—Antoine Duval Davis

[57] CLAIM

The ornamental design for a plumb-level, as shown and described.

DESCRIPTION

FIG. 1 is the front elevation of the first and second embodi-

ment containing four (4) tubular leveling bubble(s) and two (2) hand holes with which to hold the plumb-level, the rears of which are identical;

FIG. 2 is a perspective view from the top of the first embodiment, the bottom of which is identical;


FIG. 3 is a perspective view from the top of the second embodiment, the bottom of which is identical;

FIG. 4 is a side view of the plumb-level with a notched edge running the entire side, in the first embodiment the opposite side is identical, in the second embodiment the opposite side is flat;

FIG. 5 is a top view of the first embodiment with a round leveling spirit vial and two (2) notched sides which run the entire sides of the plumb-level, the bottom of which is identical; and,

FIG. 6 is a top view of the second embodiment with a round leveling spirit vial and one (1) notched side which runs one (1) entire side and one (1) flat side which runs the opposite entire side, the bottom of which is identical.

1 Claim, 5 Drawing Sheets



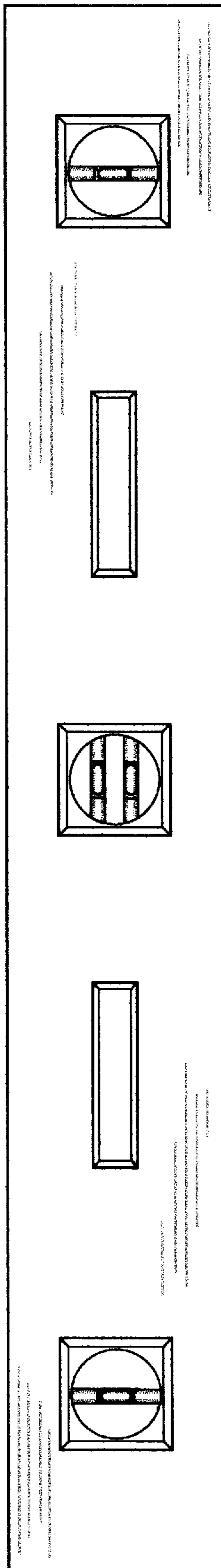


Fig. 1




Fig.2




Fig.3

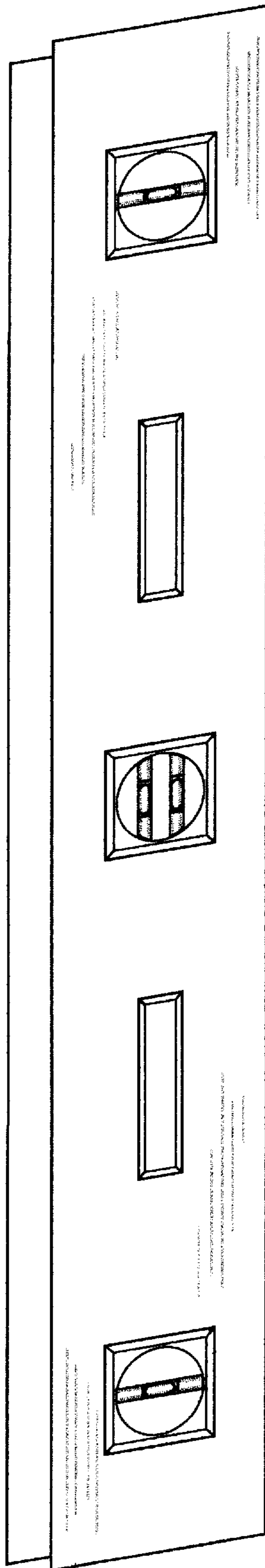


Fig. 4

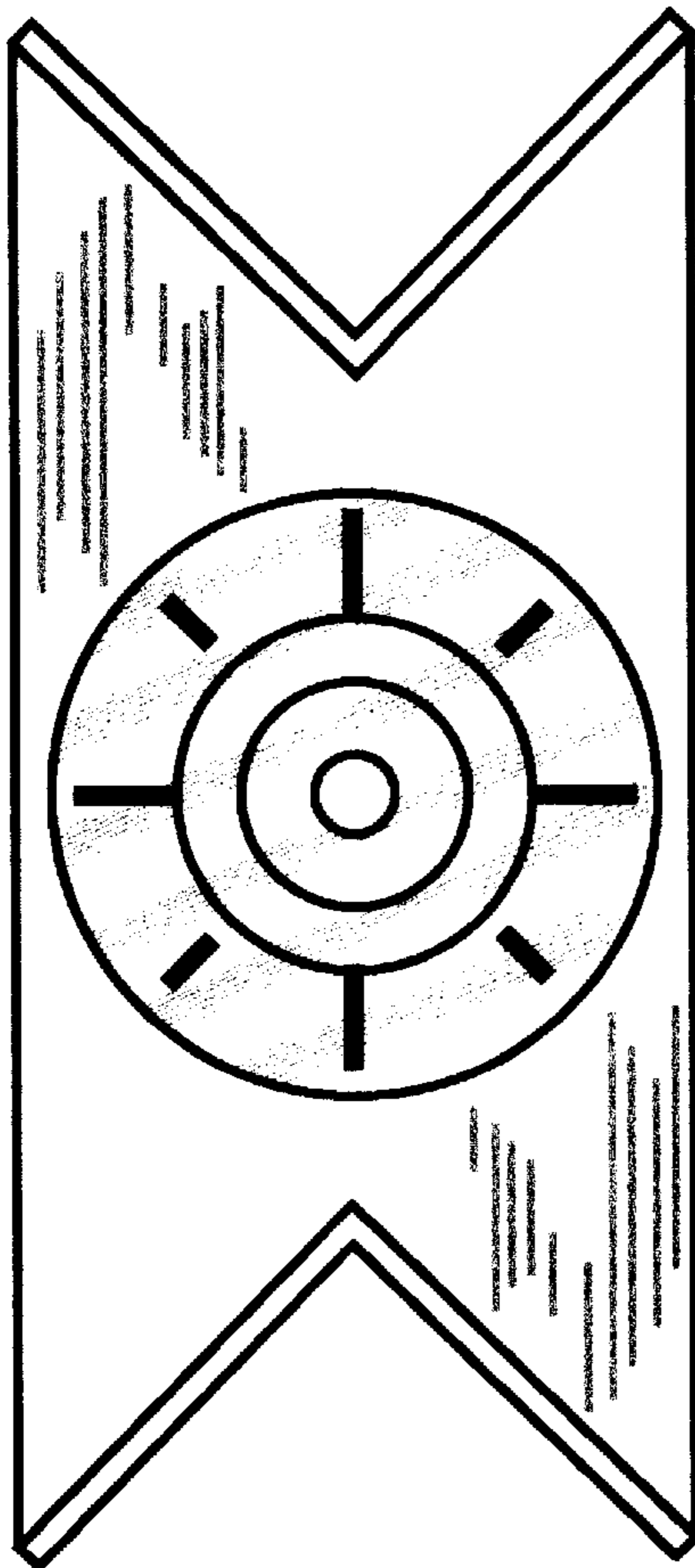


Fig. 5

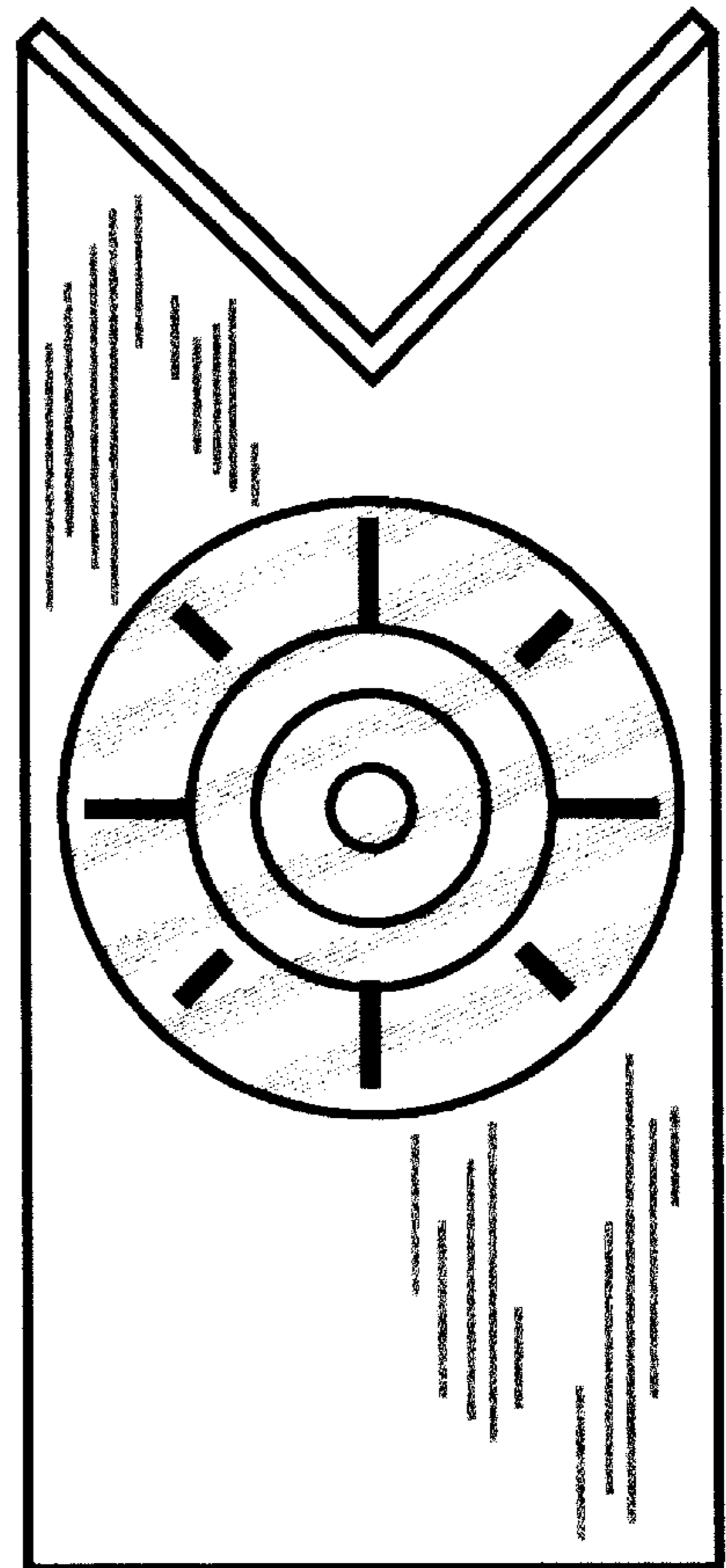


Fig. 6