



US00D397944S

United States Patent [19] Bulgari

[11] **Patent Number: Des. 397,944**

[45] **Date of Patent: **Sep. 8, 1998**

[54] **WRISTWATCH**

[75] Inventor: **Giovanni Bulgari**, Rome, Italy

[73] Assignee: **Gianni Bulgari S.p.A.**, Rome, Italy

[**] Term: **14 Years**

[21] Appl. No.: **75,207**

[22] Filed: **Aug. 8, 1997**

[30] **Foreign Application Priority Data**

Apr. 8, 1997 [XH] Hague Agreement DMA/003677

[51] **LOC (6) Cl.** **10-02**

[52] **U.S. Cl.** **D10/39; D10/30**

[58] **Field of Search** D10/1-40, 122-132;
368/280-282, 276-277, 285

[56] **References Cited**

U.S. PATENT DOCUMENTS

- D. 353,340 12/1994 Burgenier D10/32
- D. 356,268 3/1995 Bulgari D10/39
- D. 361,283 8/1995 Bulgari D10/32

- D. 361,530 8/1995 Bulgari D10/39
- D. 361,728 8/1995 Bulgari D10/39
- D. 361,946 9/1995 Bulgari D10/39
- D. 366,216 1/1996 Bulgari D10/39
- D. 378,062 2/1997 Bulgari D10/32
- D. 386,984 12/1997 Kubisch D10/39

Primary Examiner—Nelson C. Holtje
Attorney, Agent, or Firm—Sughrue, Mion, Zinn, Macpeak & Seas, PLLC

[57] **CLAIM**

The ornamental design for a wristwatch, as shown.

DESCRIPTION

FIG. 1 is a perspective view of a wristwatch showing my new design;
FIG. 2 is a top plan view thereof;
FIG. 3 is a bottom plan view thereof;
FIG. 4 is a side elevational view of one side thereof;
FIG. 5 is a side elevational view of an opposite side thereof;
FIG. 6 is an end elevational view of one end thereof; and,
FIG. 7 is an end elevational view of an opposite end thereof.

1 Claim, 2 Drawing Sheets



FIG. 1




FIG. 2




FIG. 3

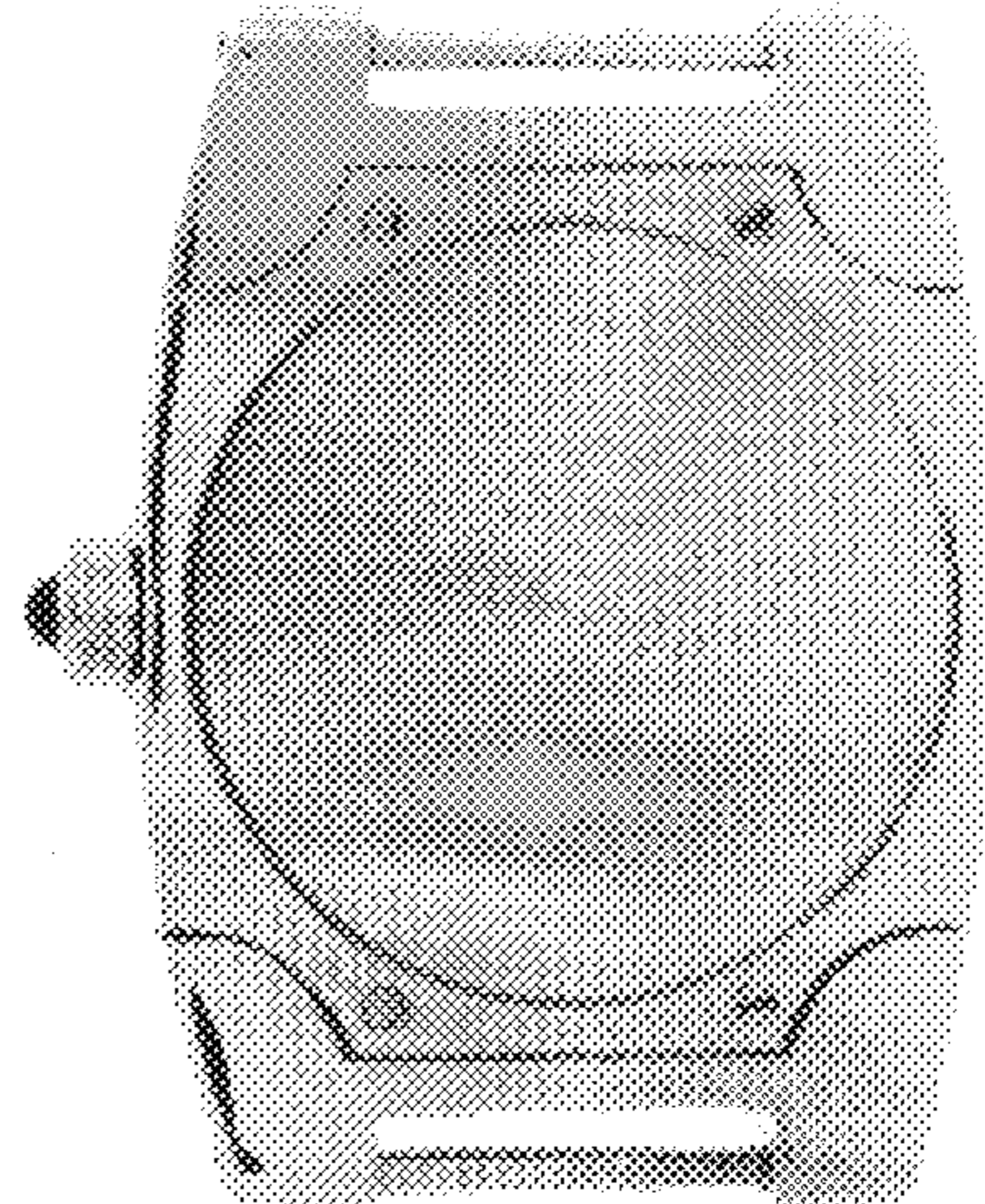


FIG. 4



FIG. 5




FIG. 6



FIG. 7

