



US00D397934S

United States Patent [19]
Giulianelli

[11] **Patent Number: Des. 397,934**

[45] **Date of Patent: **Sep. 8, 1998**

[54] **SAW BLADE CASE**

5,456,057 10/1995 Bannon et al. 206/349 X
5,499,561 3/1996 Quinn 206/349 X

[75] Inventor: **Stefano Giulianelli**, Mondolfo, Italy

OTHER PUBLICATIONS

[73] Assignee: **CMT Utensili S.r.l.**, Chiusa di
Ginestreto, Italy

Modern Packaging, p. 334, 1963.
Modern Packaging, p. 300, 1941.

[**] Term: **14 Years**

Primary Examiner—Prabhakar G. Deshmukh
Attorney, Agent, or Firm—Frommer Lawrence & Haug,
LLP

[21] Appl. No.: **76,818**

[22] Filed: **Sep. 17, 1997**

[57] **CLAIM**

[51] **LOC (6) Cl.** **09-07**

The ornamental design for a saw blade case, as shown and described.

[52] **U.S. Cl.** **D9/415**

[58] **Field of Search** D9/415, 418, 428;
206/461-471, 495, 806, 207, 303, 304.2,
349, 576

DESCRIPTION

[56] **References Cited**

FIG. 1 is front perspective view of a saw blade case showing my new design;
FIG. 2 is a top plan view thereof;
FIG. 3 is a front elevational view thereof;
FIG. 4 is a side elevational view thereof;
FIG. 5 is a rear elevational view thereof;
FIG. 6 is a bottom plan view thereof; and,
FIG. 7 is an enlarged scale sectional view thereof; taken along lines 7—7 of FIG. 5.

U.S. PATENT DOCUMENTS

D. 328,249	7/1992	Lee	D9/415
D. 341,777	11/1993	Sheu	D9/415
2,459,460	1/1949	Segal	206/349
2,950,004	8/1960	Acomb	206/349
4,588,082	5/1986	Ridings	206/349
5,419,434	5/1995	Capoccia	206/495 X

1 Claim, 3 Drawing Sheets

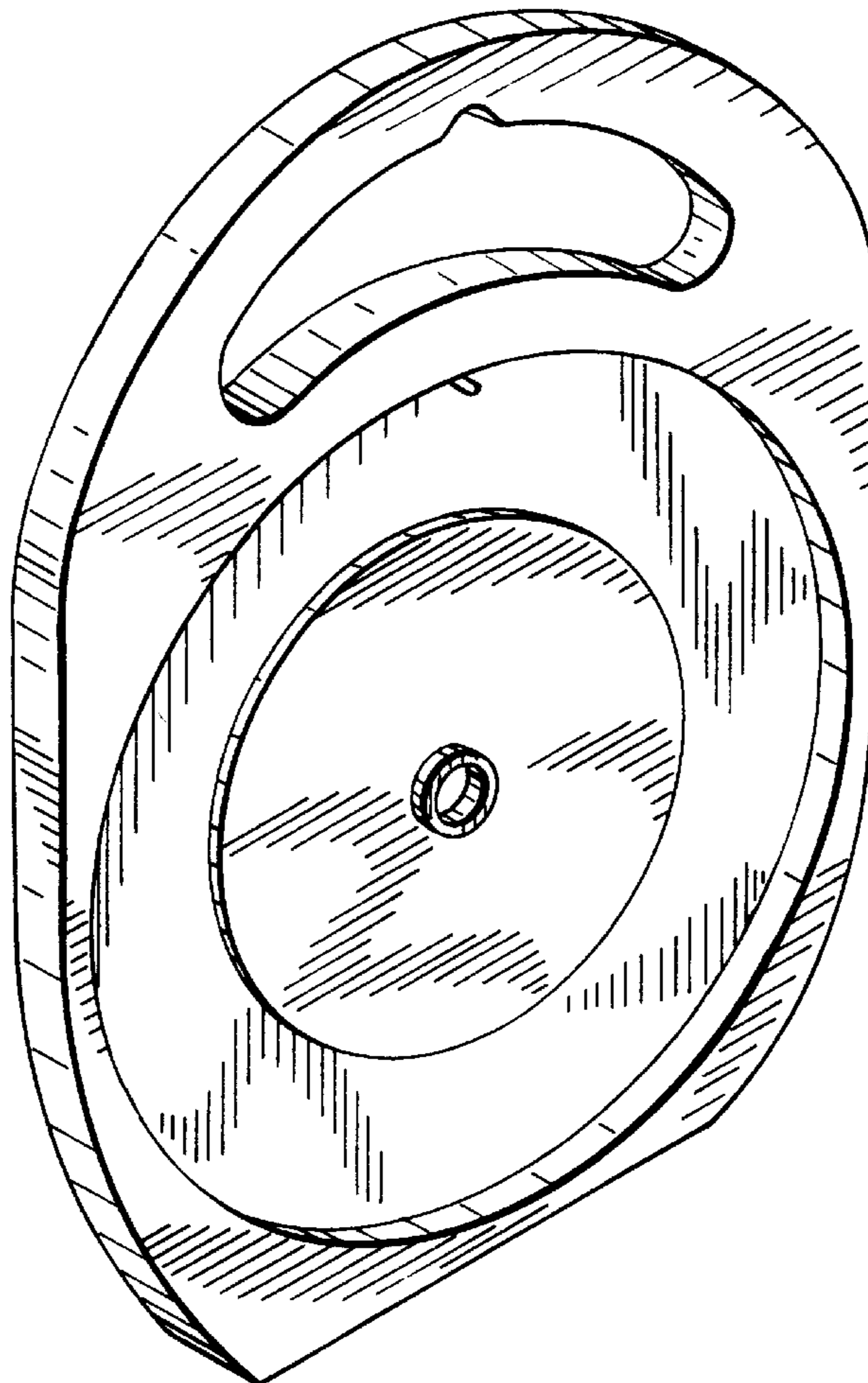


FIG. 1

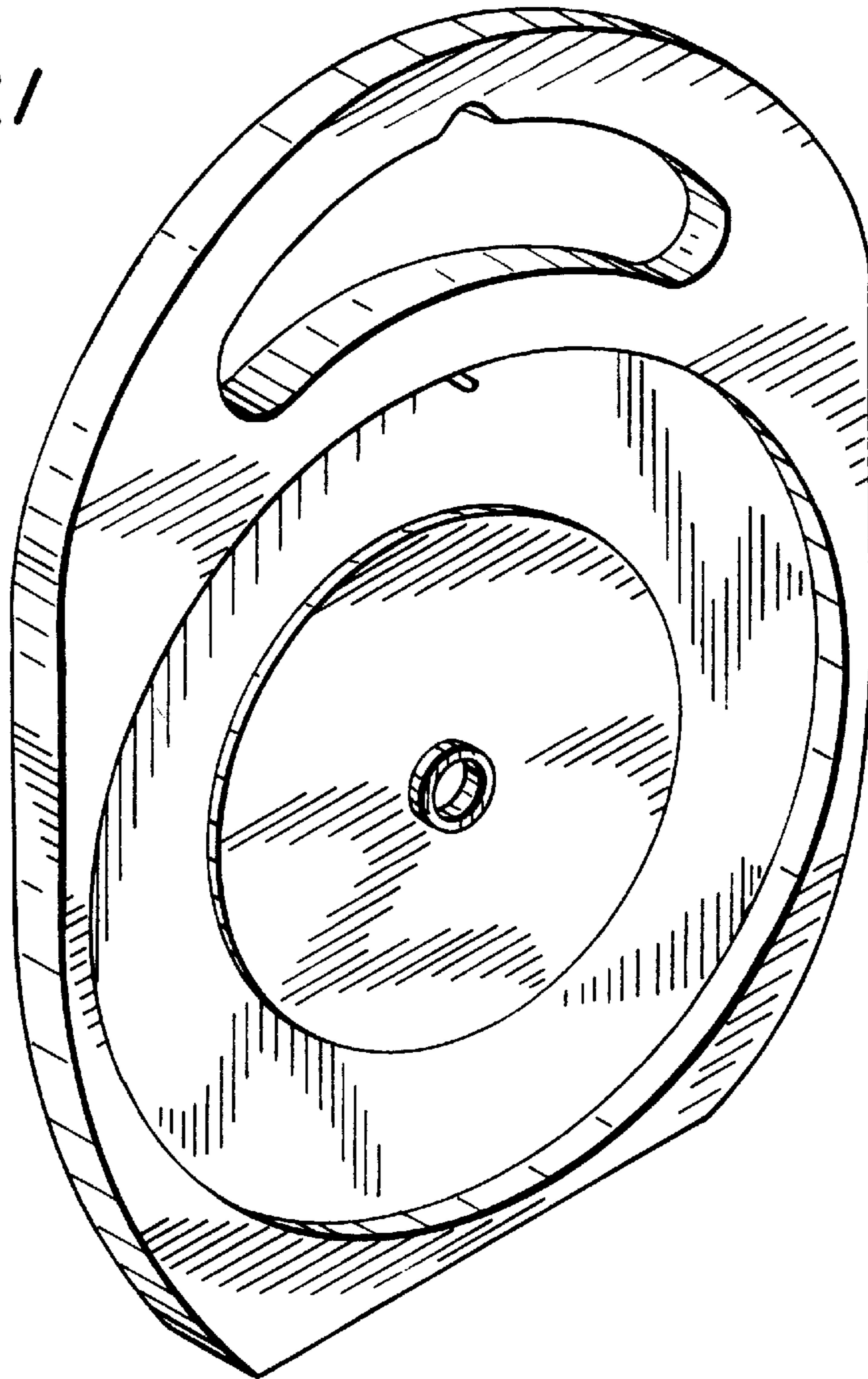


FIG. 2





FIG. 4

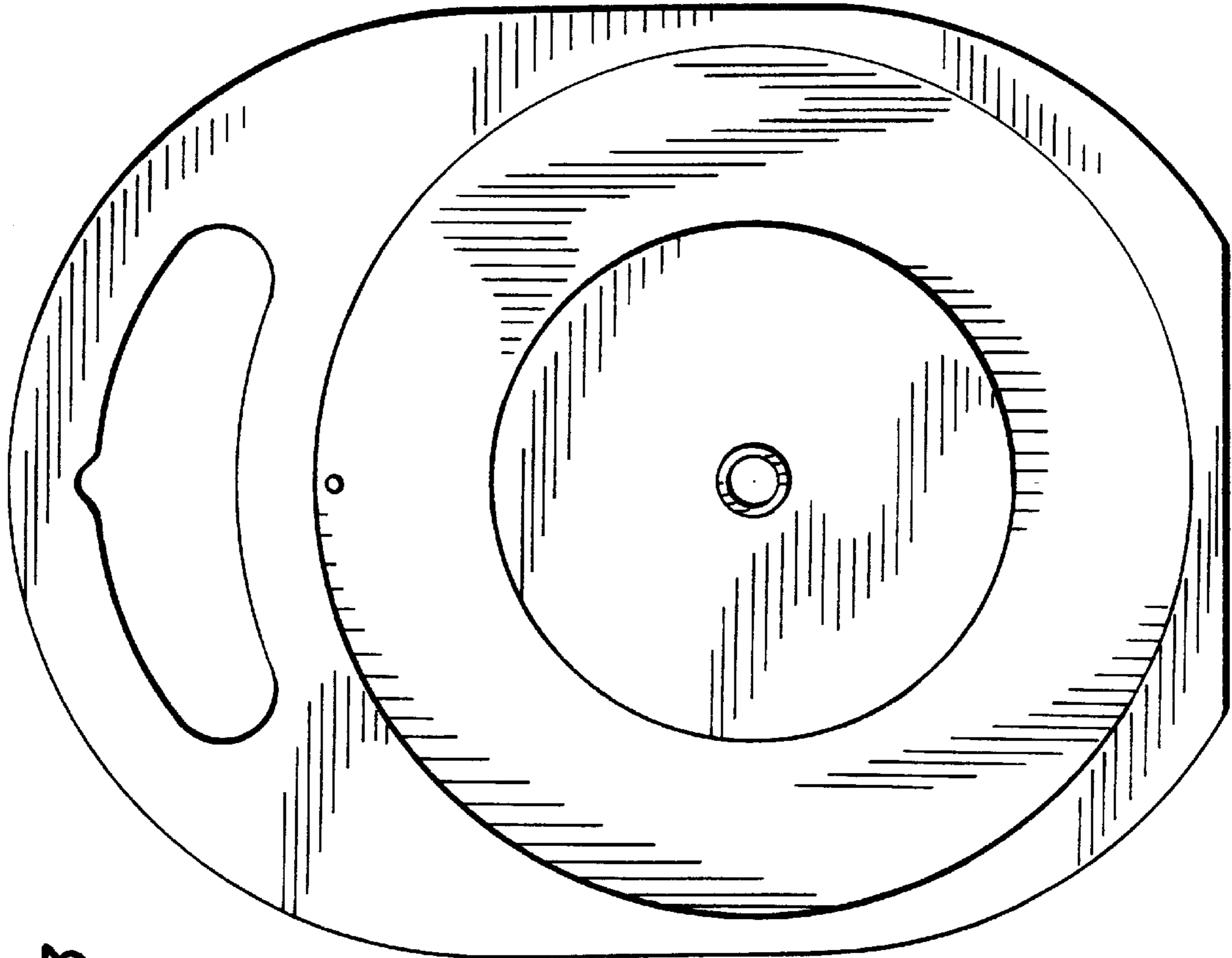


FIG. 3

FIG. 5

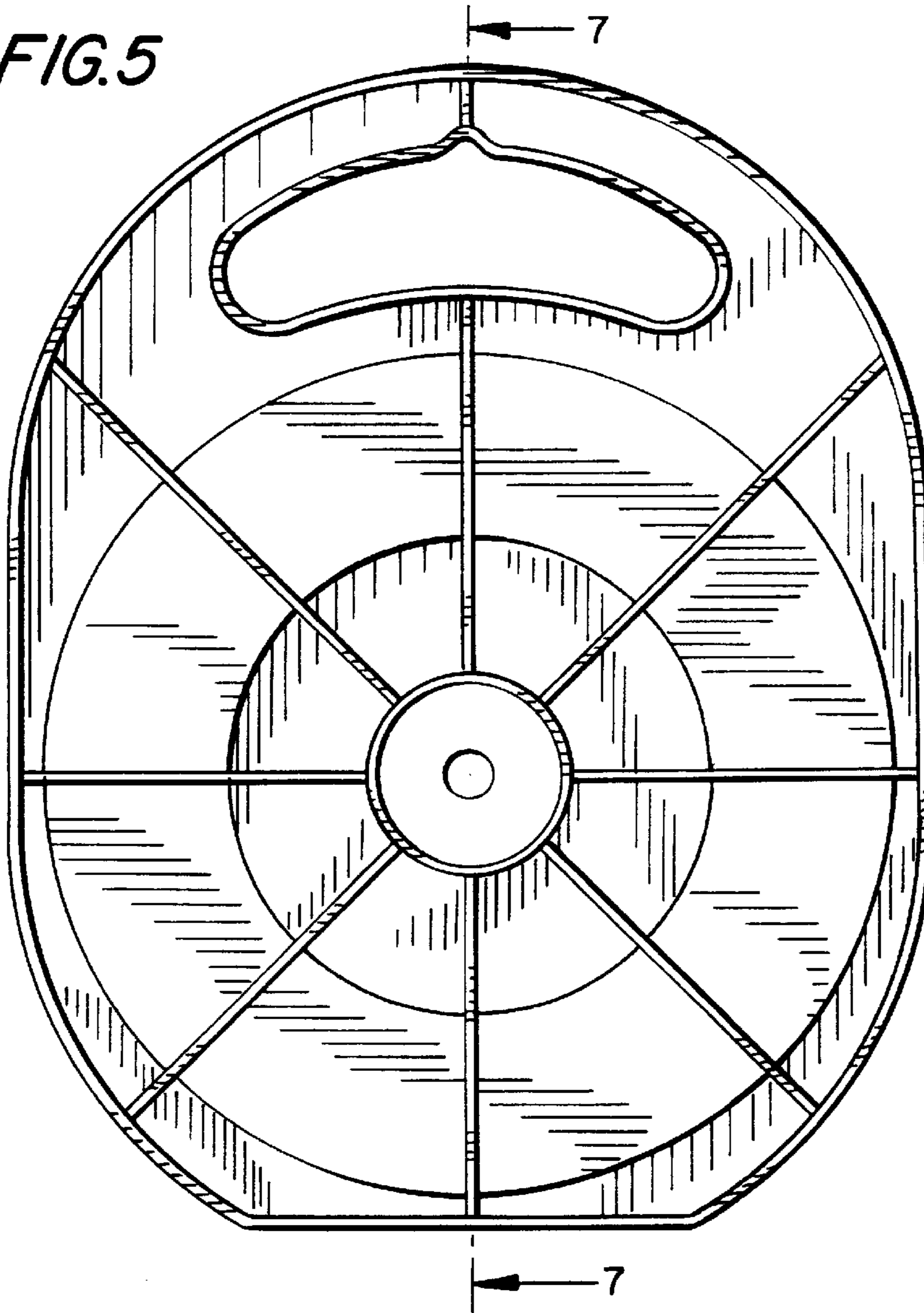


FIG. 7



FIG. 6

