



US00D397925S

# United States Patent [19]

Byrd, Jr.

[11] **Patent Number:** **Des. 397,925**

[45] **Date of Patent:** **\*\*Sep. 8, 1998**

[54] **LOCK**

1,667,254 4/1928 Hedrich ..... 70/20

[76] **Inventor:** **Richard H. Byrd, Jr.**, 101 Townsend St., Suite 333, San Francisco, Calif. 94107

### OTHER PUBLICATIONS

Hardware Age (May 1951) p. 34 Master Bike Locks, upper right corner.

[\*\*] **Term:** **14 Years**

*Primary Examiner*—Brian N. Vinson  
*Attorney, Agent, or Firm*—Haverstock & Associates

[21] **Appl. No.:** **40,407**

[22] **Filed:** **Jun. 16, 1995**

### [57] CLAIM

The ornamental design for a lock, as shown and described.

[51] **LOC (6) Cl.** ..... **08-07**

[52] **U.S. Cl.** ..... **D8/334**

### DESCRIPTION

[58] **Field of Search** ..... D8/333, 334; 70/20-22, 70/24-26, 27-29, 35, 41-44

FIG. 1 is a front elevational view of a lock showing my new design;

FIG. 2 is a top plan view thereof;

FIG. 3 is a rear elevational view thereof;

FIG. 4 is a bottom plan view thereof;

FIG. 5 is a right side elevational view thereof; and,

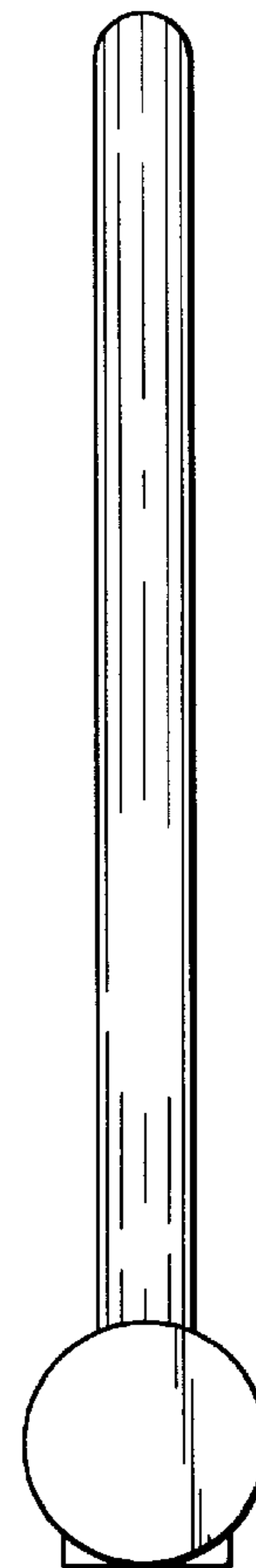

FIG. 6 is a left side elevational view thereof.

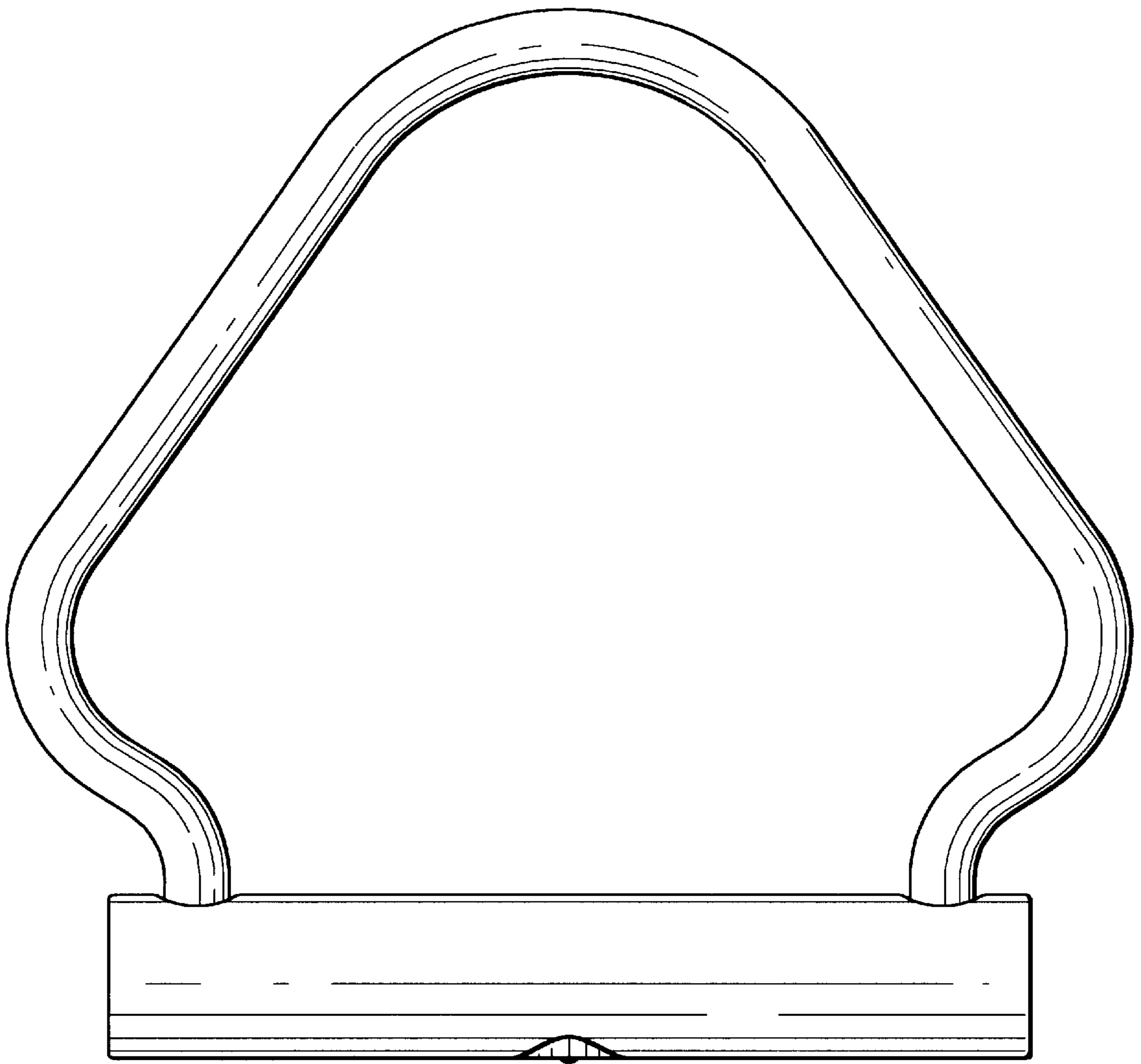
### [56] References Cited

#### U.S. PATENT DOCUMENTS


D. 53,596	7/1919	Cascio	.....	D8/334
D. 65,529	9/1924	Guildener	.....	D8/334
D. 69,079	12/1925	Hanton	.....	D8/334
D. 346,948	5/1994	Pedlar	.....	D8/334

**1 Claim, 3 Drawing Sheets**

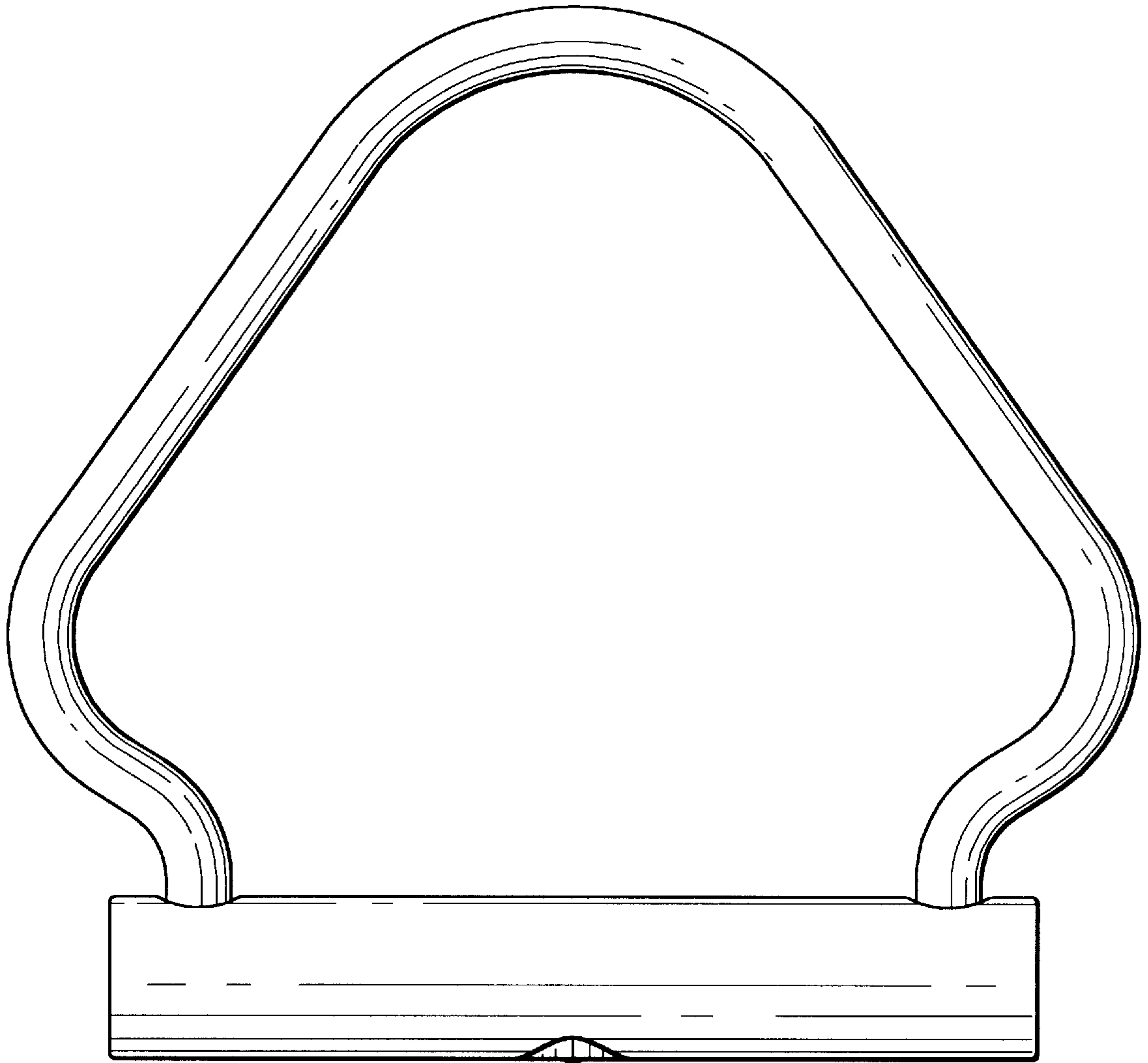




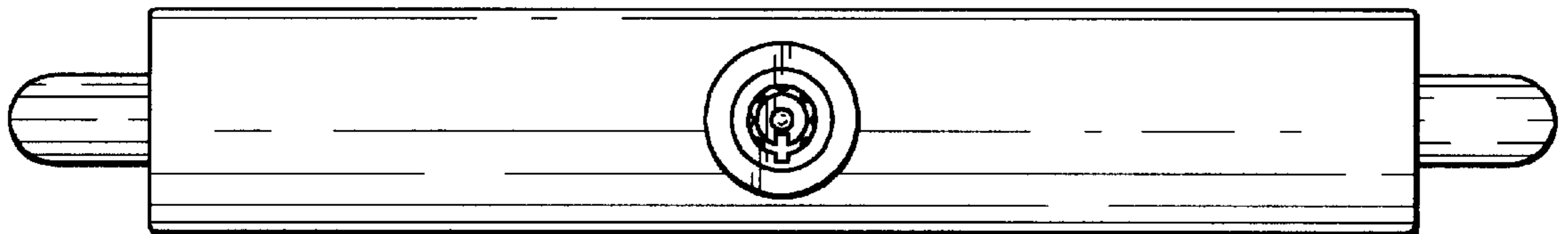
**FIG. 1**



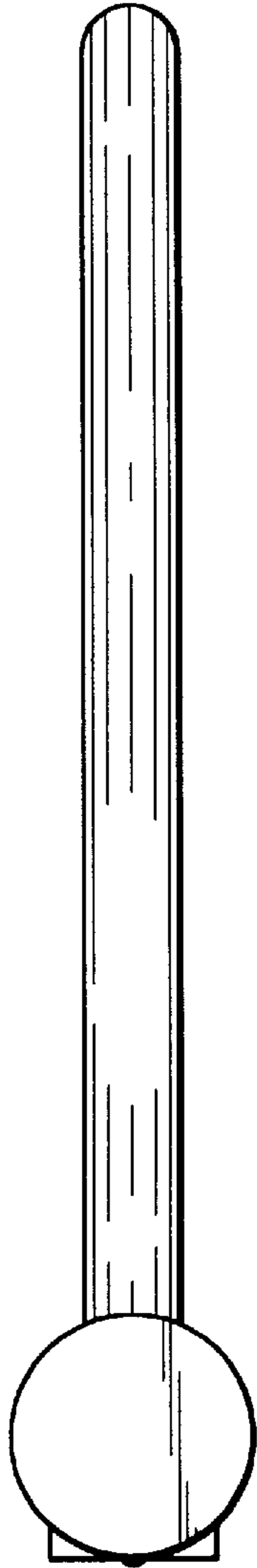
**FIG. 2**



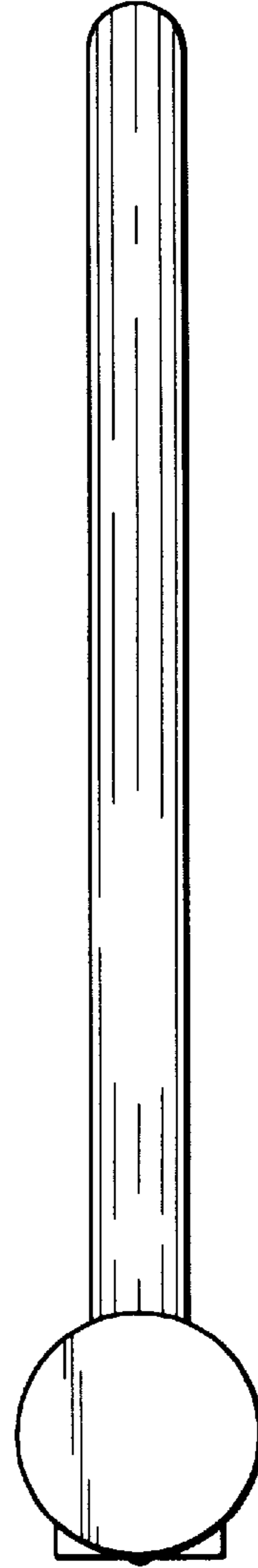
**FIG. 3**



**FIG. 4**



**FIG. 5**



**FIG. 6**