



US00D397924S

United States Patent [19]
Galchutt, Jr.

[11] **Patent Number: Des. 397,924**

[45] **Date of Patent: **Sep. 8, 1998**

[54] **DRILL HOLDER**

[76] Inventor: **Donald G. Galchutt, Jr.**, 1021 Meadowbend Dr., Cedar Hill, Tex. 75104

[**] Term: **14 Years**

[21] Appl. No.: **74,432**

[22] Filed: **Aug. 7, 1997**

[51] **LOC (6) Cl.** **08-05**

[52] **U.S. Cl.** **D8/71**

[58] **Field of Search** D8/71; D6/567; 248/311.2, 314; D28/73

[56] **References Cited**

U.S. PATENT DOCUMENTS

D. 240,703 7/1976 Russell D8/71

D. 374,312 10/1996 Edgar D6/567 X
2,876,276 3/1959 Melton 248/314 X
3,229,947 1/1966 White 248/314
4,431,038 2/1984 Rome 248/314 X

Primary Examiner—Terry A. Wallace

[57] **CLAIM**

The ornamental design for a drill holder, as shown.

DESCRIPTION

FIG. 1 is a front elevation view of a drill holder showing my new design;
FIG. 2 is a rear elevation view thereof;
FIG. 3 is a left side elevation view thereof;
FIG. 4 is a right side elevation view thereof;
FIG. 5 is a top plan view thereof; and,
FIG. 6 is a bottom plan view thereof.

1 Claim, 3 Drawing Sheets


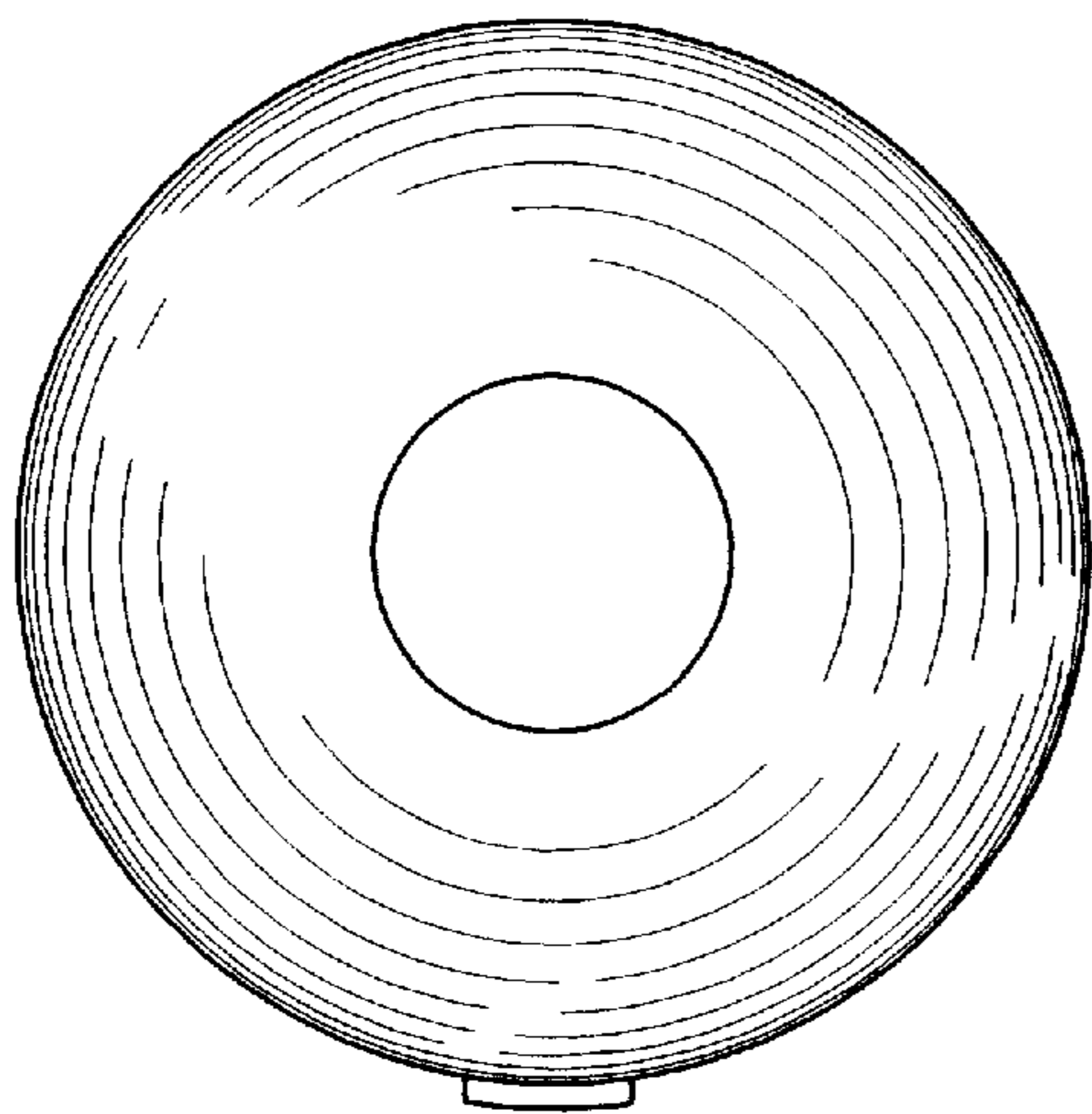


FIG. 1




FIG. 2




FIG. 3




FIG. 4

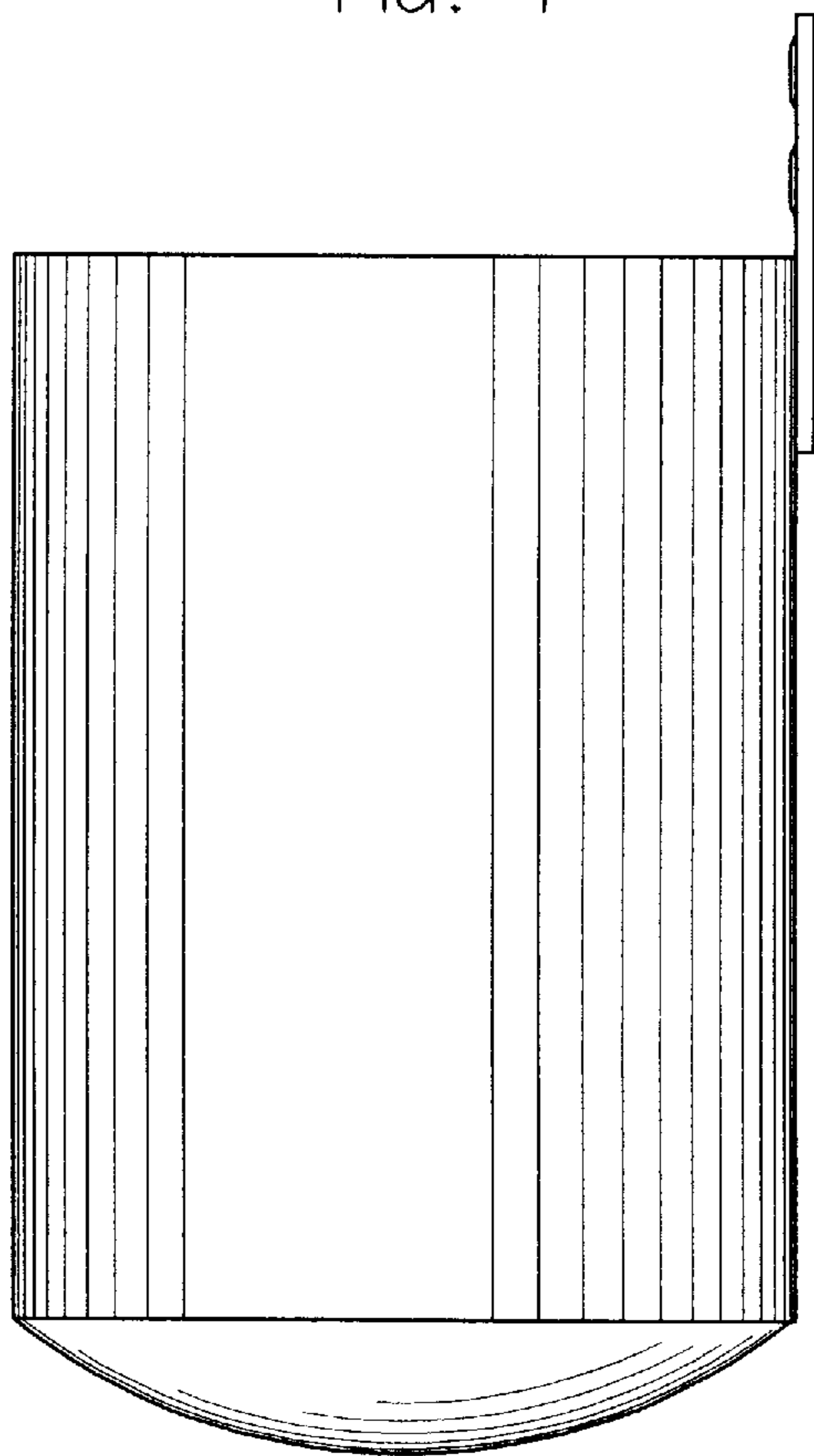


FIG. 5

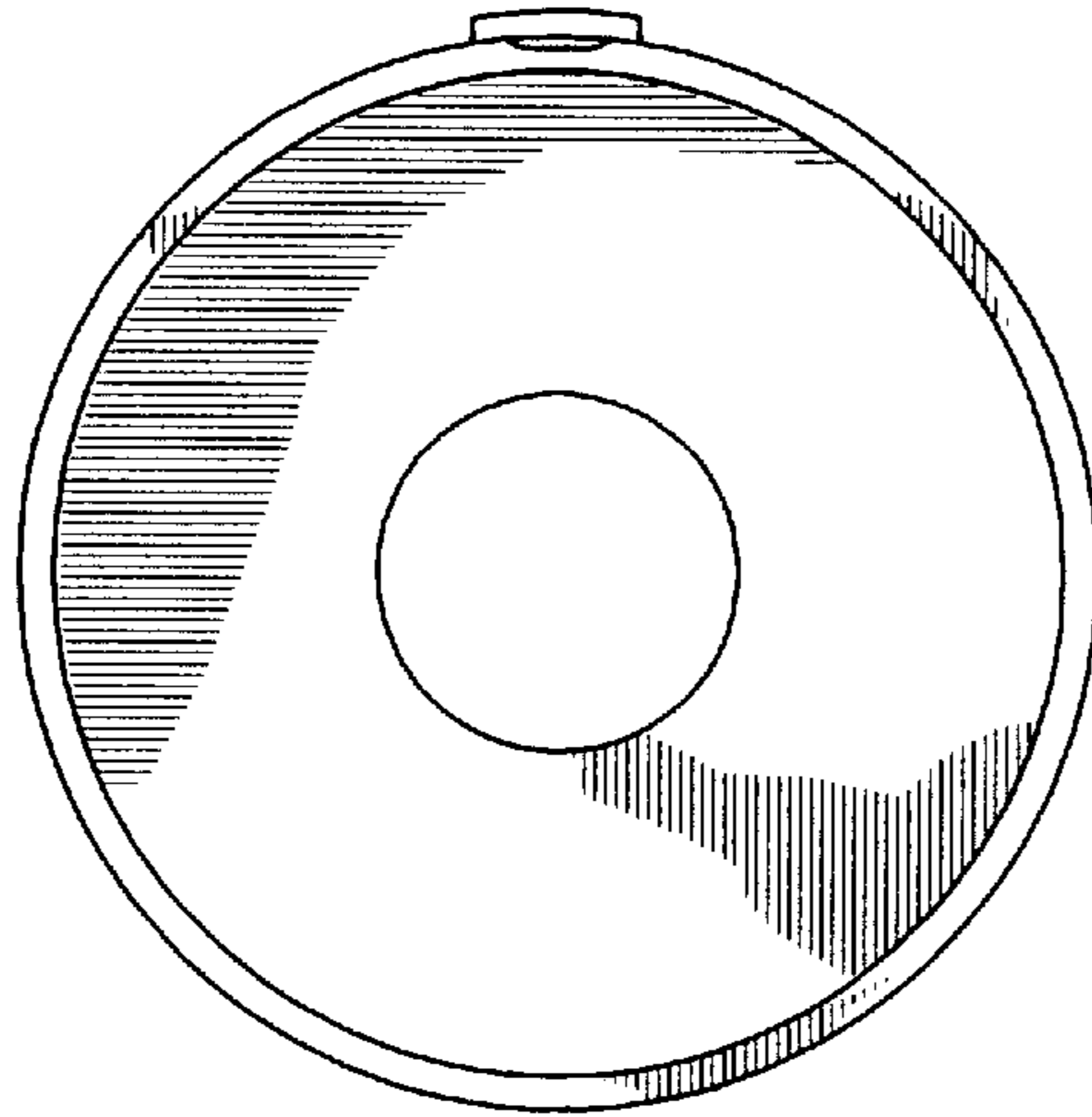


FIG. 6

