



US00D397920S

United States Patent [19]
Lillelund et al.

[11] **Patent Number: Des. 397,920**
[45] **Date of Patent: **Sep. 8, 1998**

[54] **PADDLE SCRAPER**

[75] Inventors: **Stig Lillelund**, Gentofte; **Jakob Heiberg**, Charlottenlund; **Hanne Dalsgaard Jeppesen**, Holte, all of Denmark

[73] Assignee: **Dart Industries Inc.**, Orlando, Fla.

[**] Term: **14 Years**

[21] Appl. No.: **73,484**

[22] Filed: **Jul. 14, 1997**

[51] **LOC (6) Cl.** **07-02**

[52] **U.S. Cl.** **D7/688**

[58] **Field of Search** D7/682-696, 649, D7/669; 15/236.07, 245; 30/115, 355

[56] **References Cited**

U.S. PATENT DOCUMENTS

- D. 30,291 2/1899 Merrill .
- D. 188,593 8/1960 Tegarty .
- D. 191,526 10/1961 Marcus .
- D. 191,716 11/1961 Hvale D7/688

- D. 215,472 10/1969 Potts D7/688
- D. 266,476 10/1982 Thomasson .
- D. 354,204 1/1995 McNaughton .
- D. 360,561 7/1995 Littledeer .
- 400,537 4/1889 Barry 30/115
- 433,276 7/1890 Decker .
- 2,789,349 4/1957 Lee .
- 5,590,472 1/1997 Yaakov .

Primary Examiner—Terry A. Wallace
Attorney, Agent, or Firm—John A. Doninger

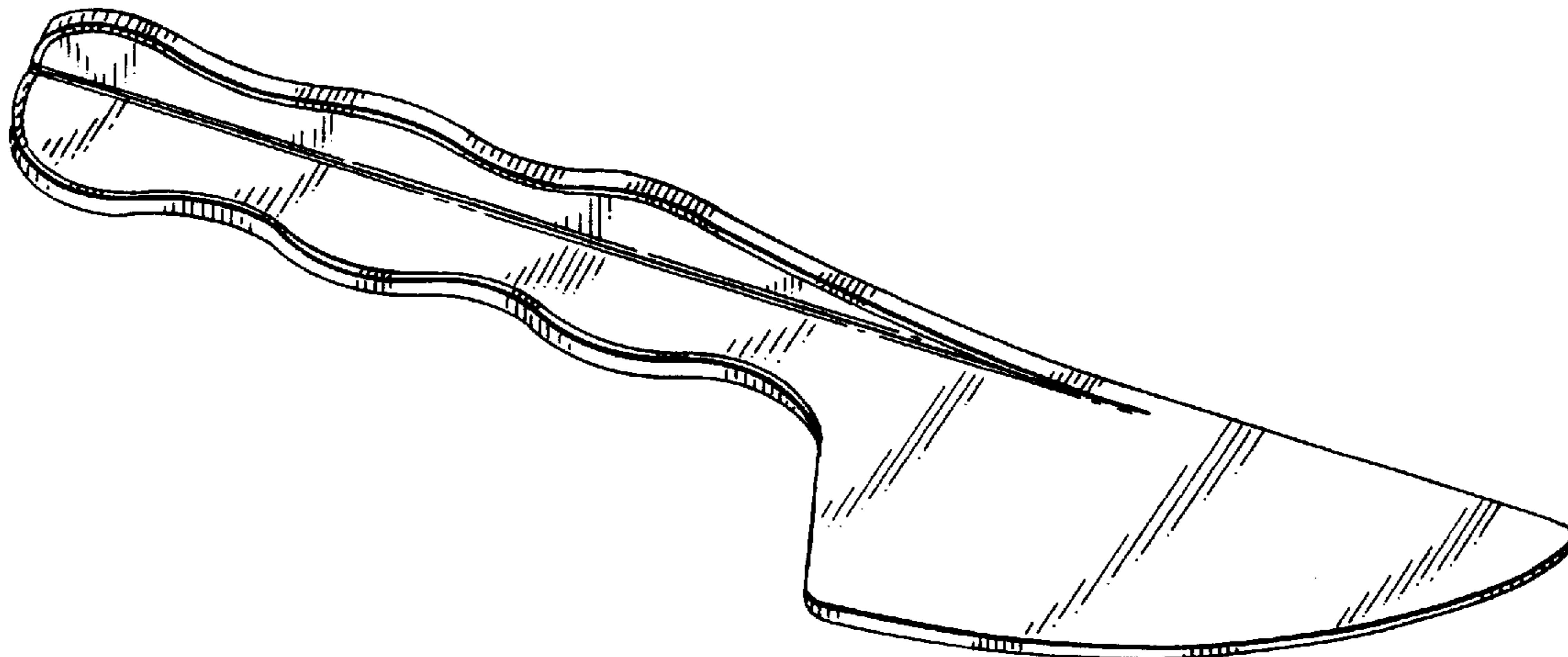
[57] **CLAIM**

The ornamental design for a paddle scraper, as shown and described.

DESCRIPTION

FIG. 1 is a top, front and end perspective view of a paddle scraper showing our new design; FIG. 2 is a top plan view thereof; FIG. 3 is a bottom plan view thereof; FIG. 4 is a front elevation view thereof; FIG. 5 is a rear elevation view thereof; FIG. 6 is a left end elevation view thereof; and, FIG. 7 is a right end elevation view thereof.

1 Claim, 2 Drawing Sheets



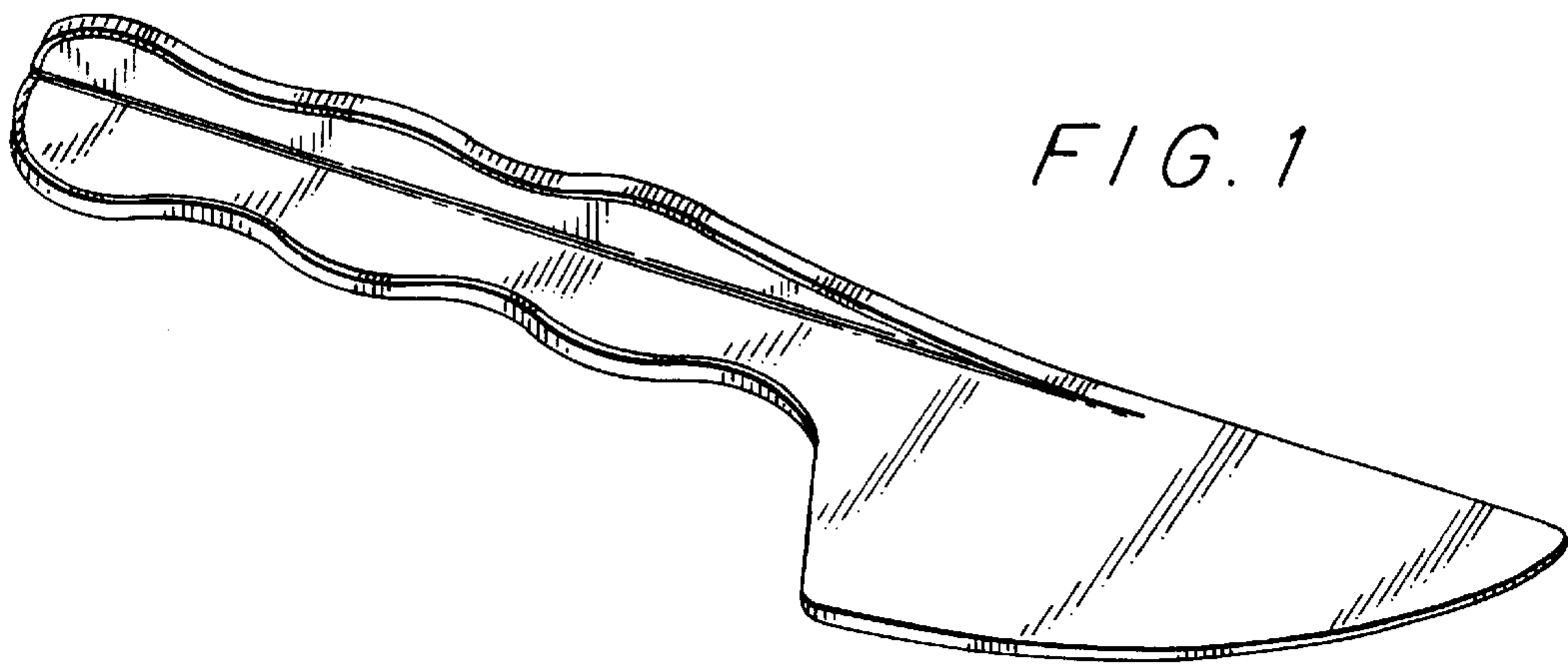


FIG. 1

FIG. 2

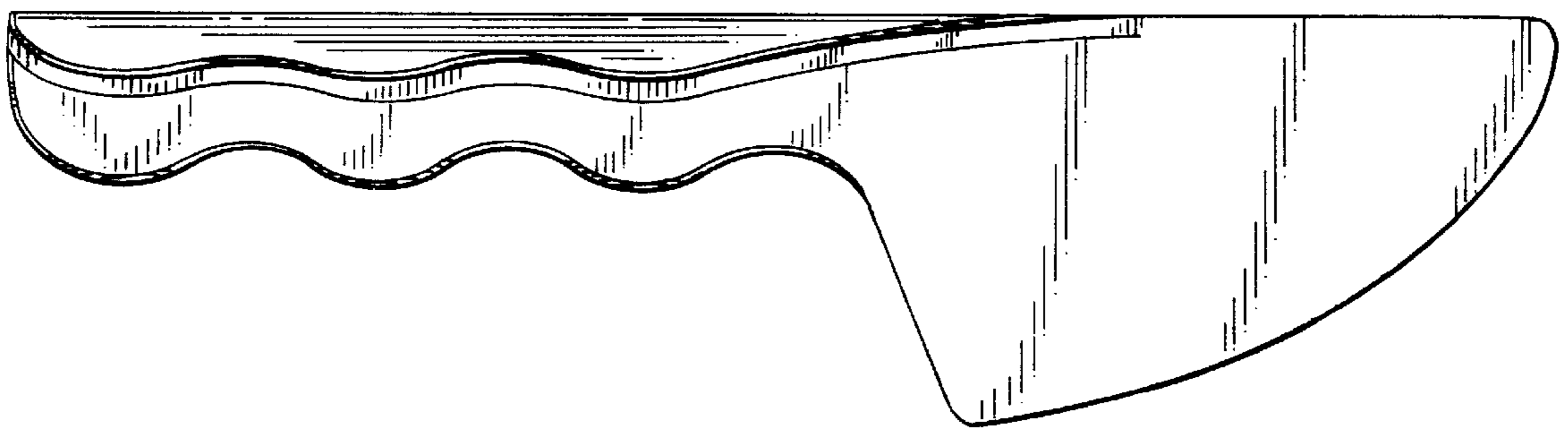


FIG. 3

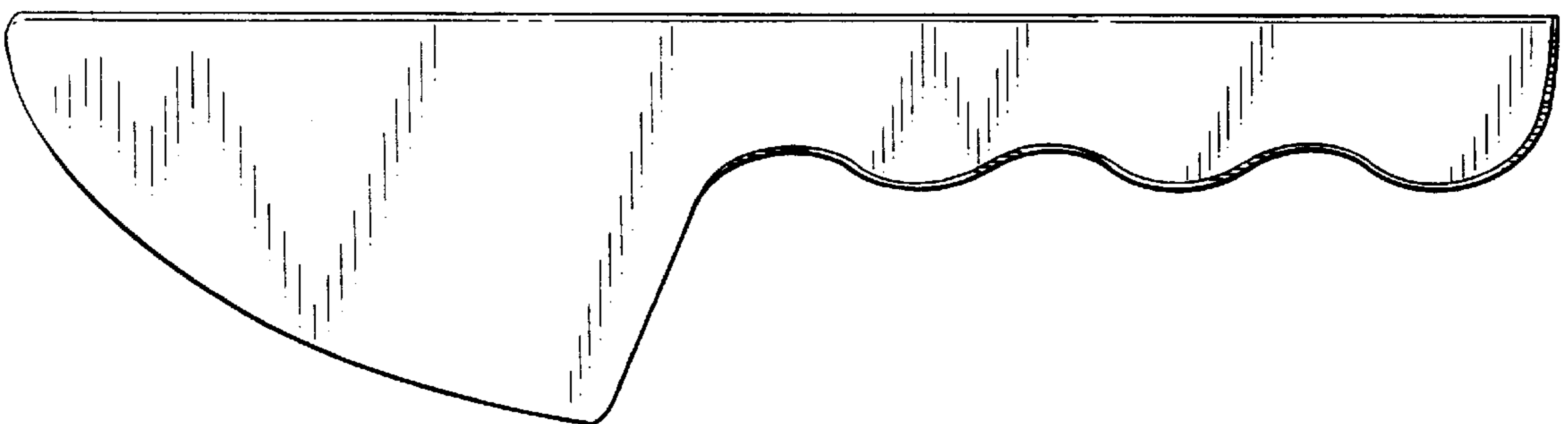


FIG. 4



FIG. 5

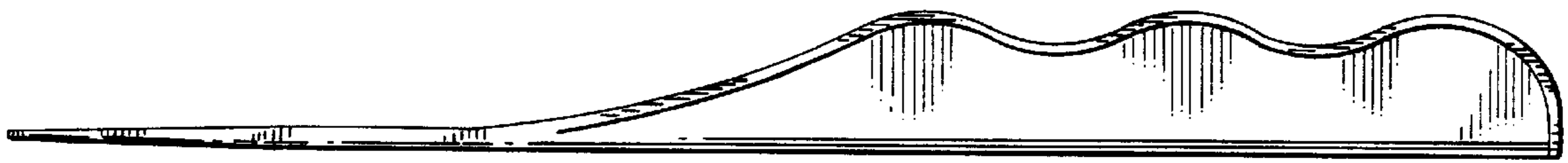


FIG. 6



FIG. 7

