



US00D397908S

United States Patent [19]
Dodane

[11] **Patent Number: Des. 397,908**

[45] **Date of Patent: **Sep. 8, 1998**

[54] **REMOVABLE HANDLE**

[75] Inventor: **Paul Dodane**, Fesches-Le-Chatel,
France

[73] Assignee: **DJA Cristel**, France

[**] Term: **14 Years**

[21] Appl. No.: **72,338**

[22] Filed: **Jun. 17, 1997**

[30] **Foreign Application Priority Data**

Dec. 18, 1996 [WO] WIPO DM/038559

[51] **LOC (6) Cl.** **07-02**

[52] **U.S. Cl.** **D7/395**

[58] **Field of Search** D7/354-361, 393-395;
D8/107; 16/110 A, 110 R, 114 A, 114 R

[56] **References Cited**

U.S. PATENT DOCUMENTS

- D. 157,677 3/1950 Hess D7/395
- D. 226,816 5/1973 Press D7/361
- D. 297,902 10/1988 Ryan D7/395

Primary Examiner—Caron D. Veynar

Attorney, Agent, or Firm—Burns, Doane, Swecker &
Mathis, L.L.P.

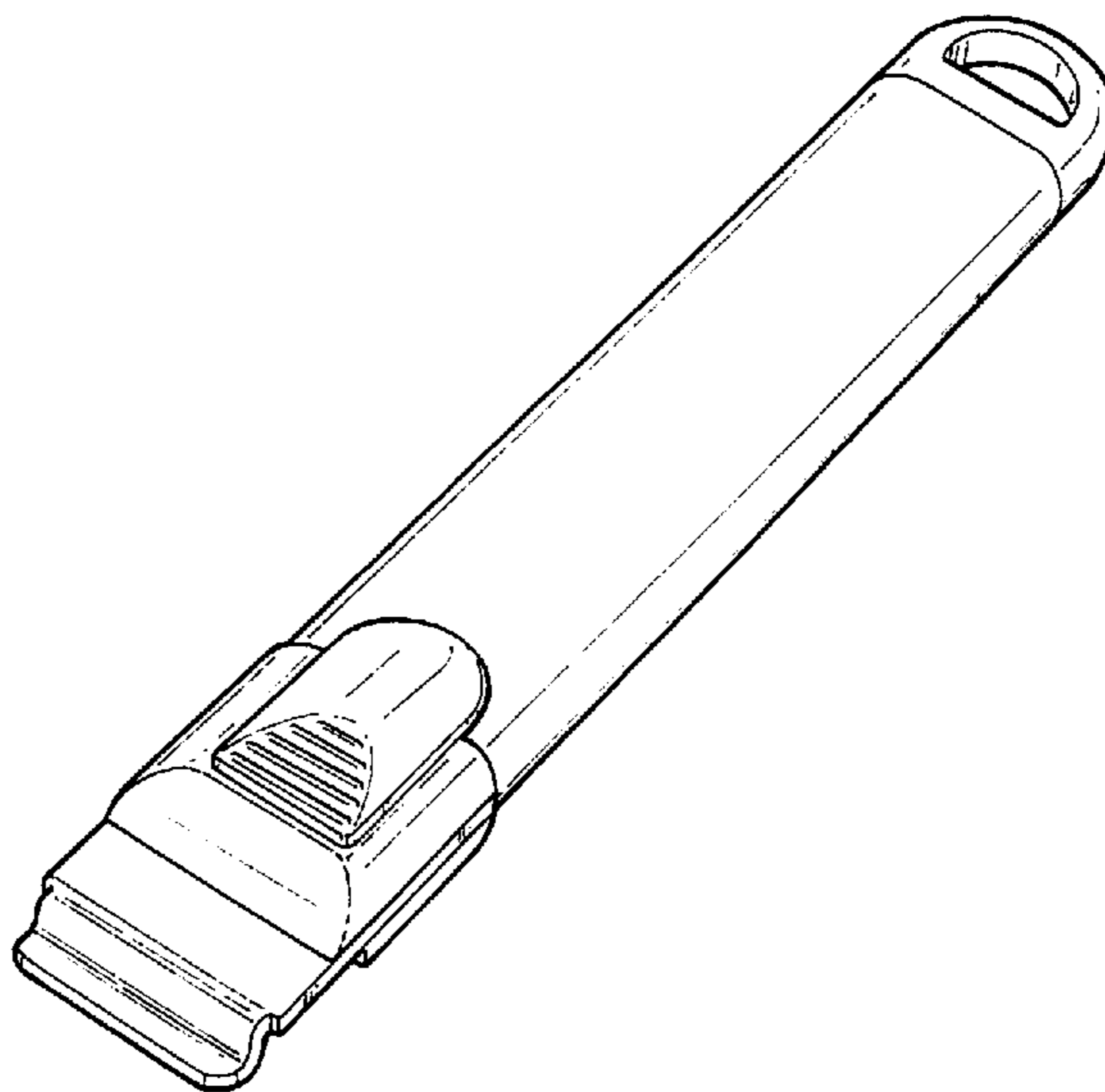
[57] **CLAIM**

The ornamental design for removable handle, as shown and described.

DESCRIPTION

FIG. 1 is a top view of a removable handle showing my design;
 FIG. 2 is a perspective view;
 FIG. 3 is a side elevation taken from the left of FIG. 1;
 FIG. 4 is a bottom view;
 FIG. 5 is a front elevation view drawn on an enlarged scale;
 and,
 FIG. 6 is a rear elevation view drawn on an enlarged scale.
 The attached drawings (FIGS. 1-6) show a number of features not within the scope of the claimed design. FIG. 1 includes writing that is not within the scope of the claimed design; FIG. 2 similarly shows writing not within the scope of the claimed design; FIG. 4 includes writing and mechanical elements such as screws that are not within the scope of the claimed design; and FIG. 6 includes a star nut that is not within the scope of the claimed design.

1 Claim, 4 Drawing Sheets






Figure 1




Figure 4

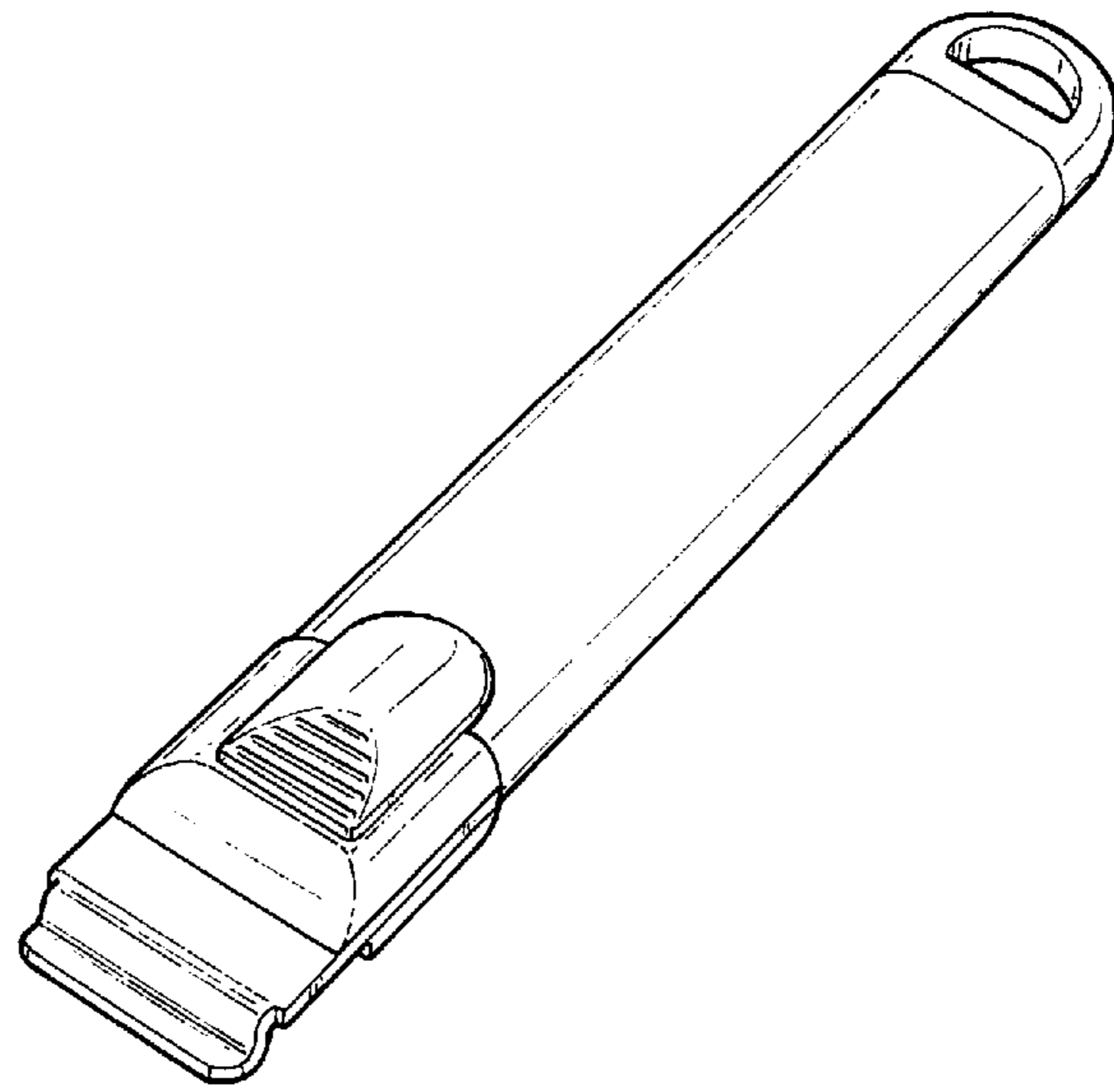


Figure 2




Figure 3

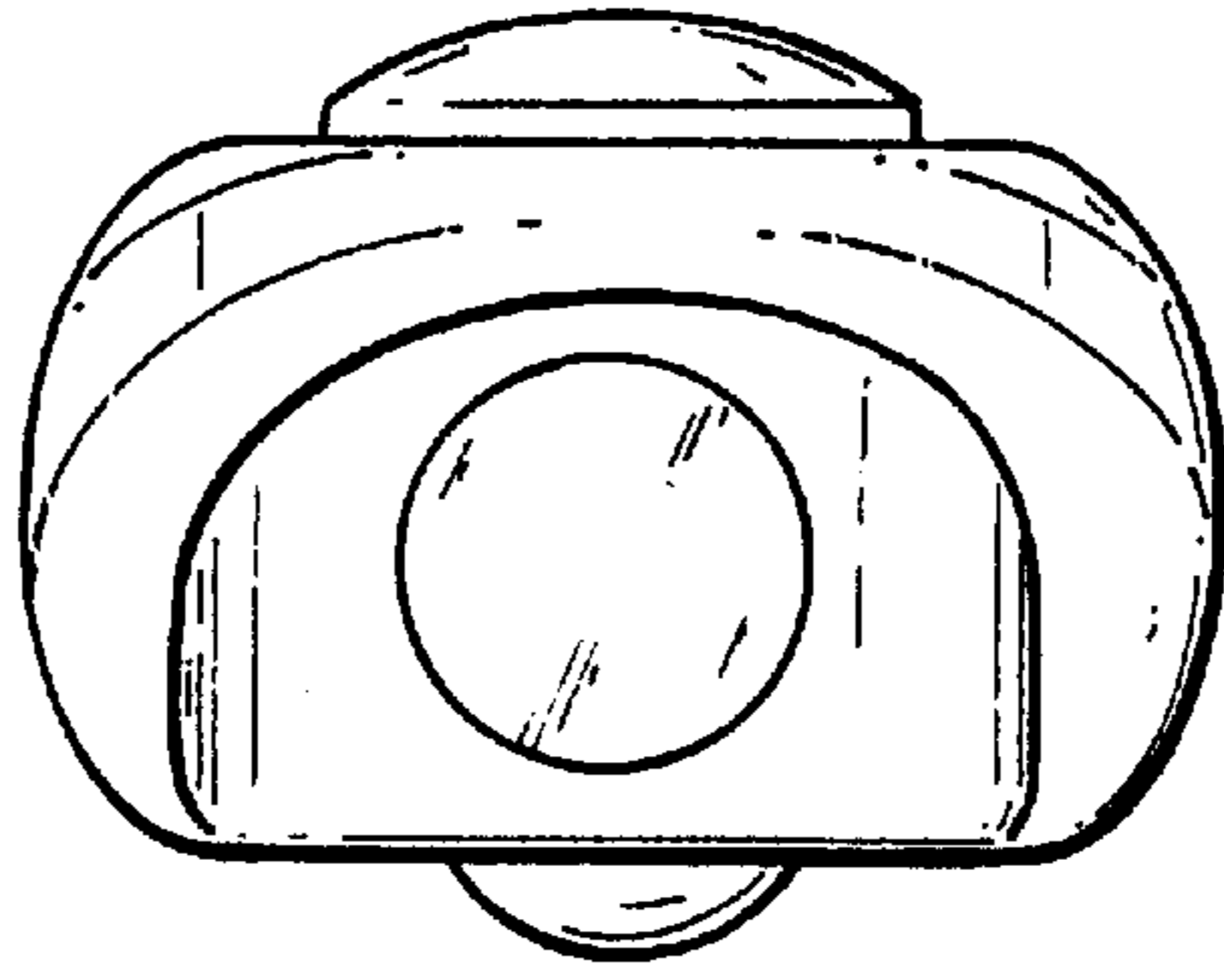


Figure 6

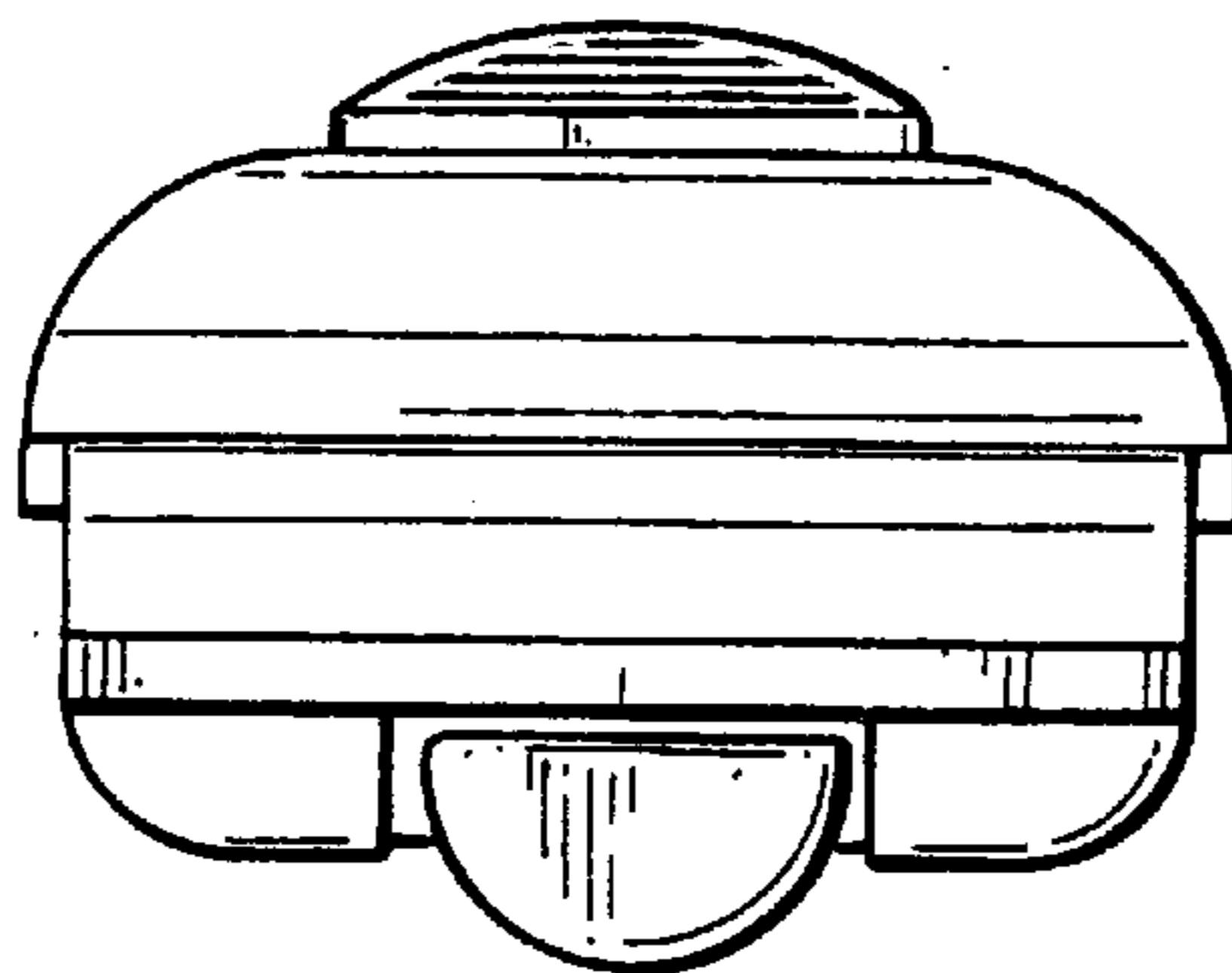


Figure 5