

US00D397886S

United States Patent [19] Powell

[11] Patent Number: **Des. 397,886**

[45] Date of Patent: ****Sep. 8, 1998**

[54] VANITY WITH JEWELRY STORAGE

[75] Inventor: **Lawrence Powell**, Culver City, Calif.

[73] Assignee: **L. Powell Co., Inc.**, Culver City, Calif.

[**] Term: **14 Years**

[21] Appl. No.: **69,348**

[22] Filed: **Apr. 3, 1997**

[51] LOC (6) Cl. **06-04**

[52] U.S. Cl. **D6/444; D6/422**

[58] Field of Search D6/430, 425, 440,
D6/426, 422, 432, 439, 444-448; 312/204,
224-226, 309, 311, 322, 290, 286, 329

[56] **References Cited**

U.S. PATENT DOCUMENTS

| | | | | |
|------------|---------|---------------|-------|----------|
| D. 63,661 | 12/1923 | Schmitt | | D6/426 |
| D. 118,943 | 2/1940 | Krick | | D6/426 |
| D. 157,304 | 2/1950 | Thede | | D6/426 |
| D. 163,353 | 5/1951 | Belanger | | D6/444 X |
| D. 200,475 | 3/1965 | Fortson | | D6/440 |
| D. 303,593 | 9/1989 | Keller et al. | | D6/444 |
| D. 308,308 | 6/1990 | Keller | | D6/444 |
| D. 311,832 | 11/1990 | Keller | | D6/444 |
| D. 316,194 | 4/1991 | Powell | | D6/440 |
| D. 322,525 | 12/1991 | Powell | | D6/446 X |
| D. 361,445 | 8/1995 | Mohundro | | D6/440 |

OTHER PUBLICATIONS

Burlington "Michelle" Chest top mirror No. 540-121, p. 18, 1981.

Old Colony Furniture Vanity with Attached Mirror #C3664-665, p. 45, Jul. 15, 1940.

Old Colony Furniture, Vanity #C3664, p. 44, Jul. 15, 1940.

Primary Examiner—James Gandy

Assistant Examiner—Linda Brooks

Attorney, Agent, or Firm—Wagner, Middlebrook & Kimbell, LLP

[57] **CLAIM**

The ornamental design for a vanity with jewelry storage, as shown and described.

DESCRIPTION

FIG. 1 is a top left perspective view of a first embodiment of a vanity for jewelry storage, with the side door thereof being in its closed position, showing my design;

FIG. 2 is a front top perspective view of the vanity for jewelry storage of FIG. 1, with the side door thereof being in its open position;

FIG. 3 is a left side elevation view of the vanity for jewelry storage of FIG. 1;

FIG. 4 is a right side elevation view of the vanity for jewelry storage of FIG. 1;

FIG. 5 is a rear elevation view of the vanity for jewelry storage of FIG. 1;

FIG. 6 is a top left perspective view of a second embodiment of the vanity for jewelry storage, with the left side door thereof being in its closed position, showing my design, the only difference between the first and second embodiments being the removal of the mirror and the mirror holder in the second embodiment; and,

FIG. 7 is a front top perspective view of the vanity for jewelry storage of FIG. 6, with the side door thereof being in its open position.

The rear and right side of the second embodiment are the same as the first embodiment shown in FIGS. 4 and 5.

The structures and elements shown in broken lines in FIGS. 1-7 are for illustrative purposes only and form no part of the claimed design.

1 Claim, 6 Drawing Sheets




FIG. 1

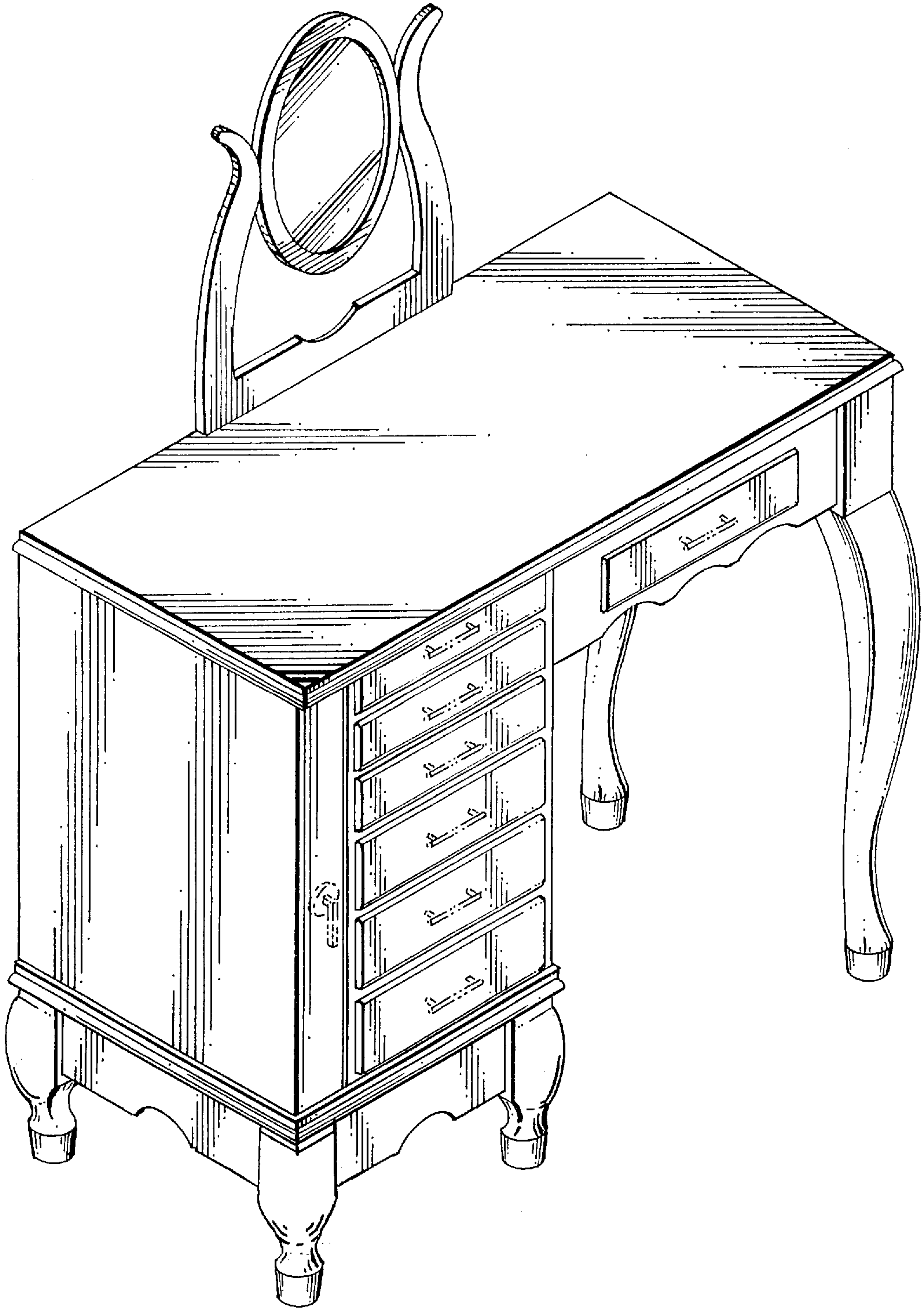


FIG. 2

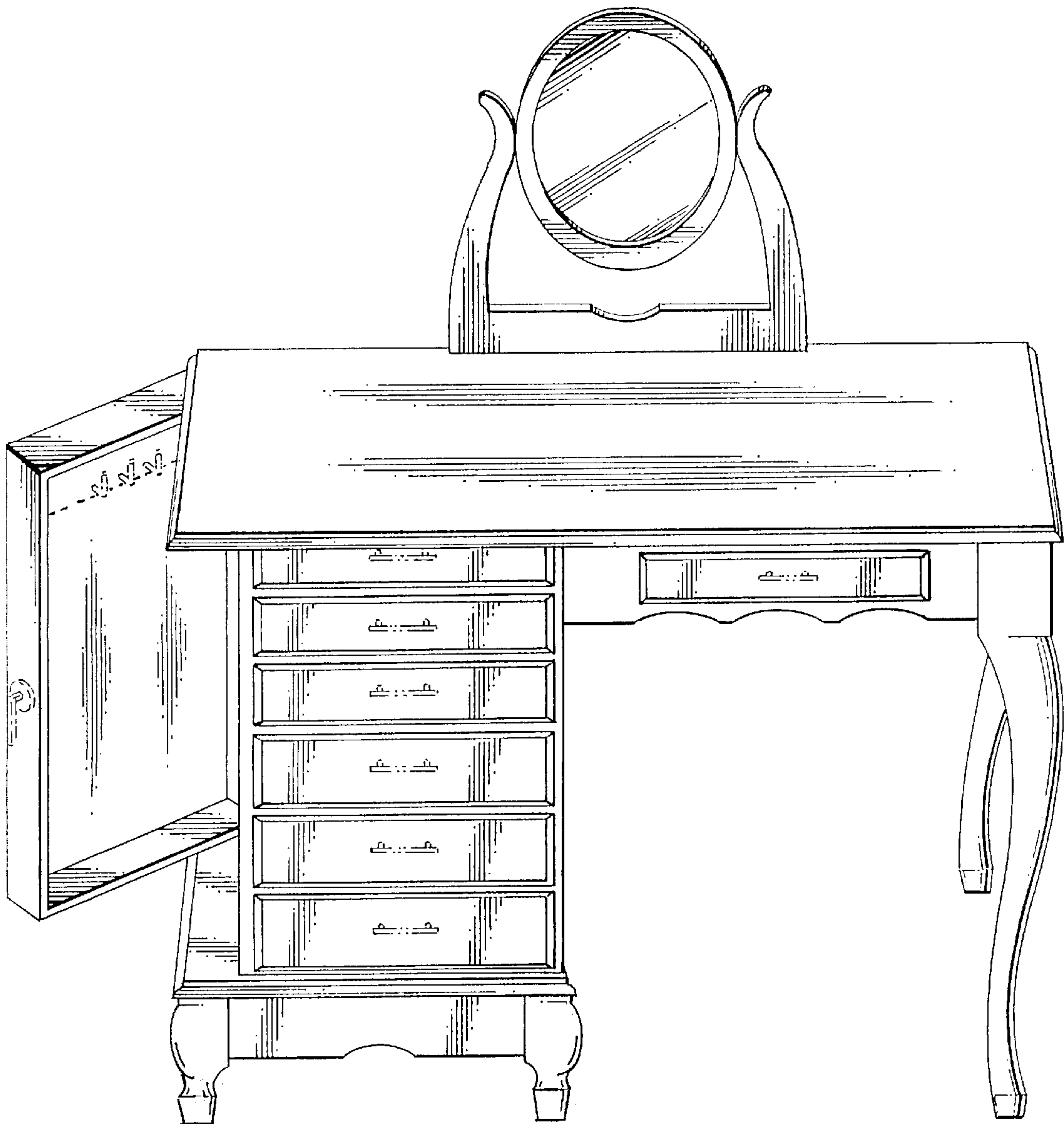


FIG. 3

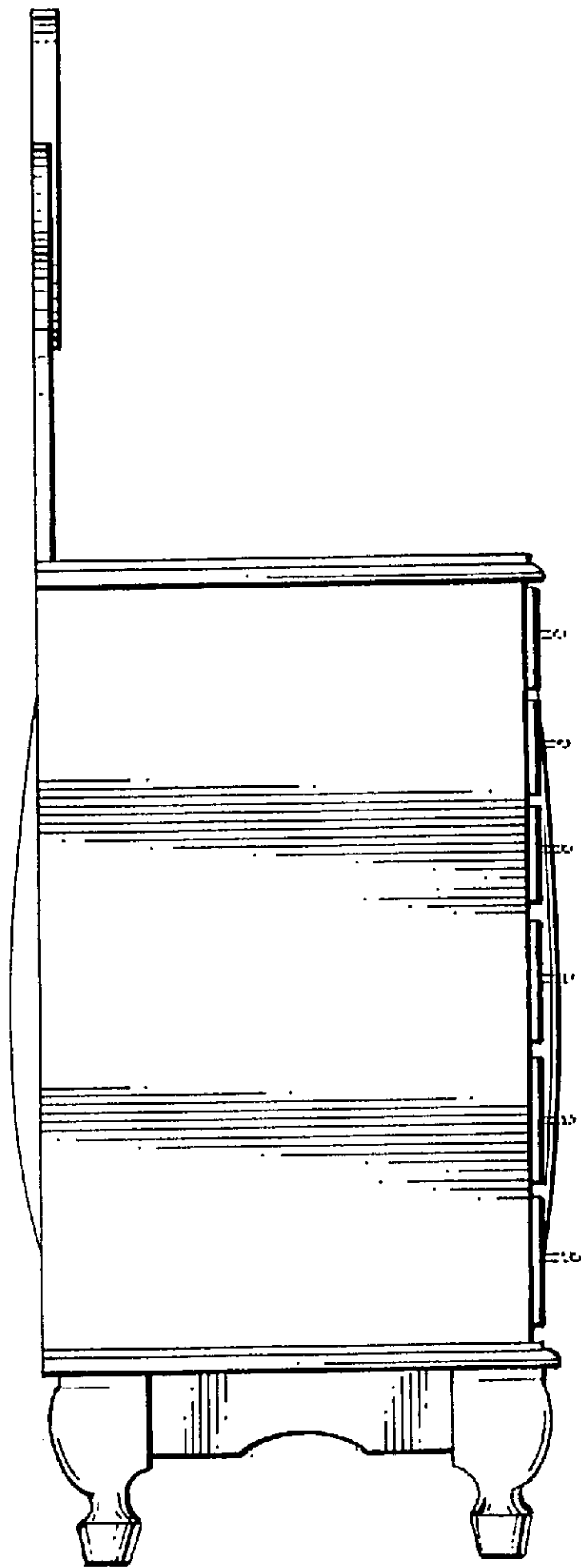


FIG. 4

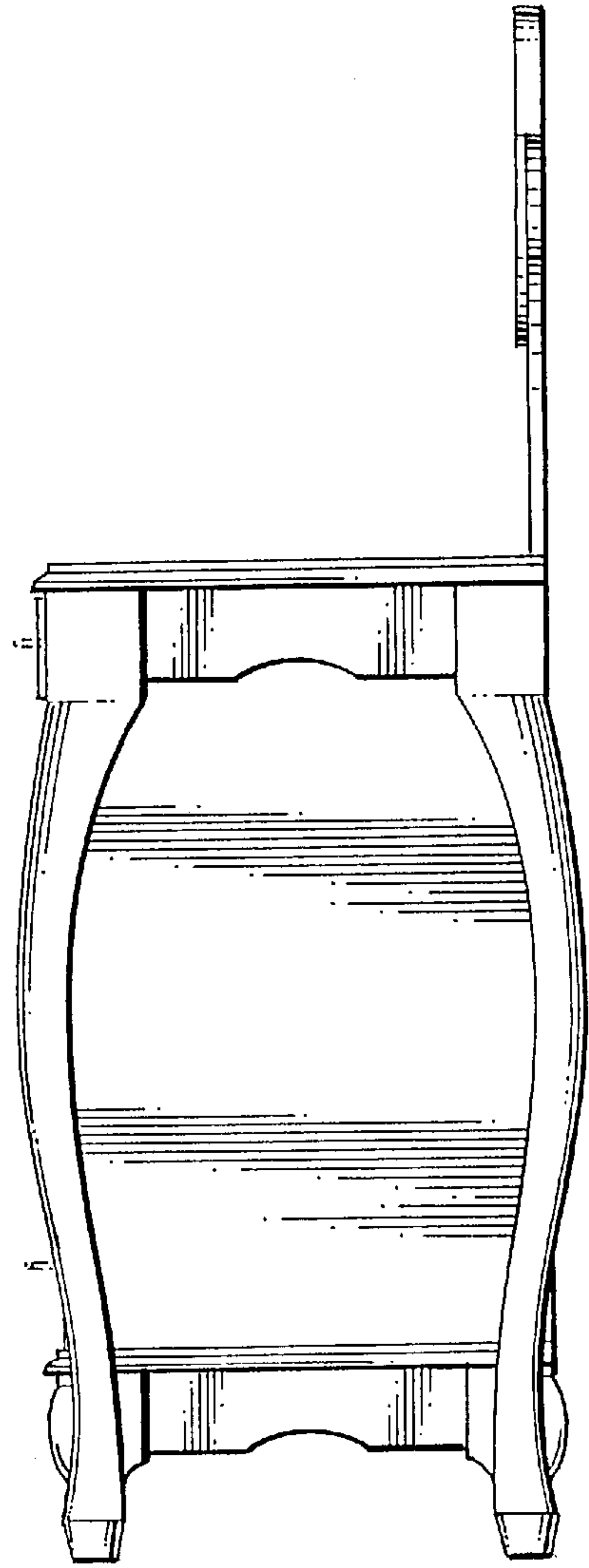


FIG. 5

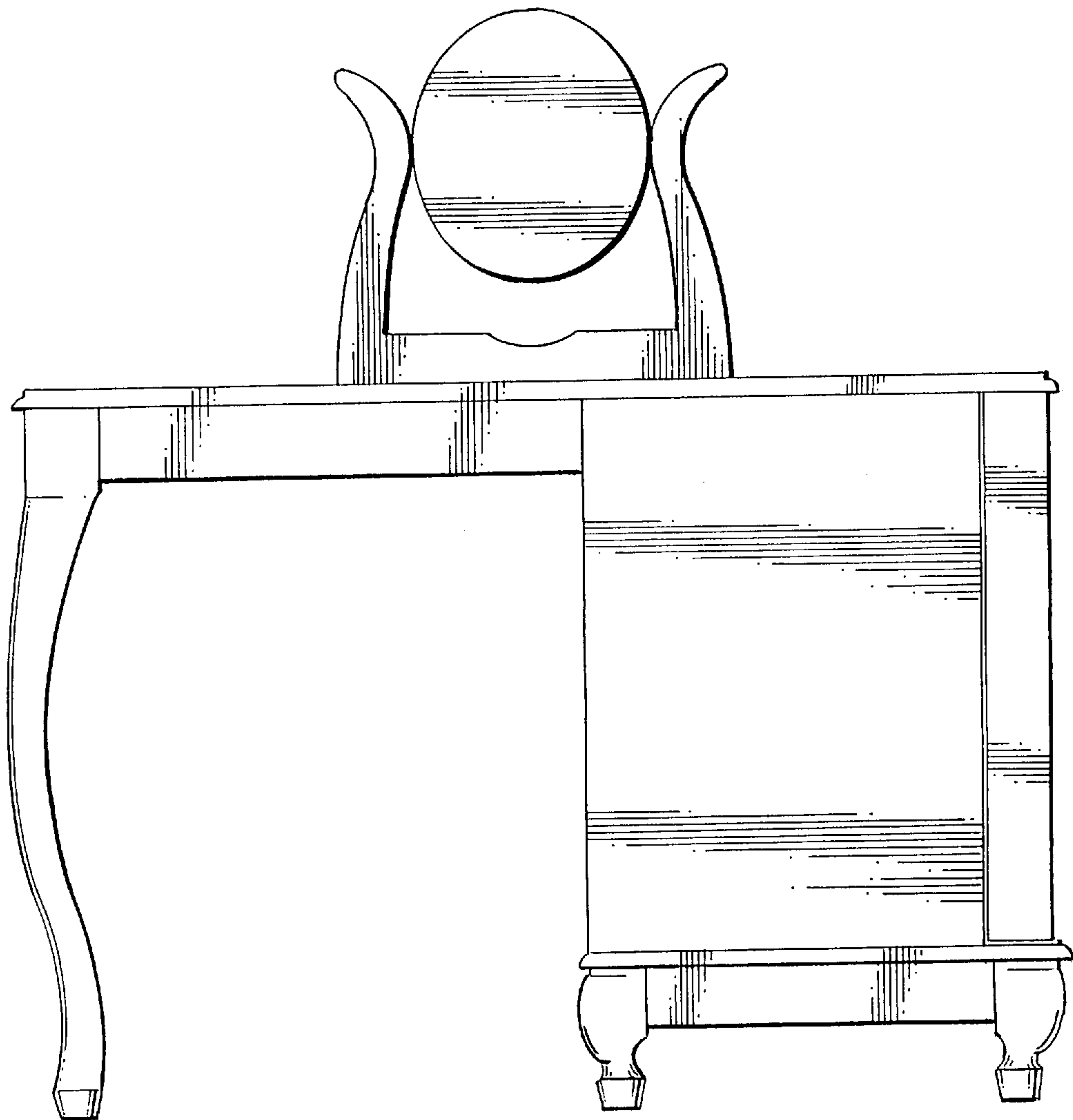


FIG. 6

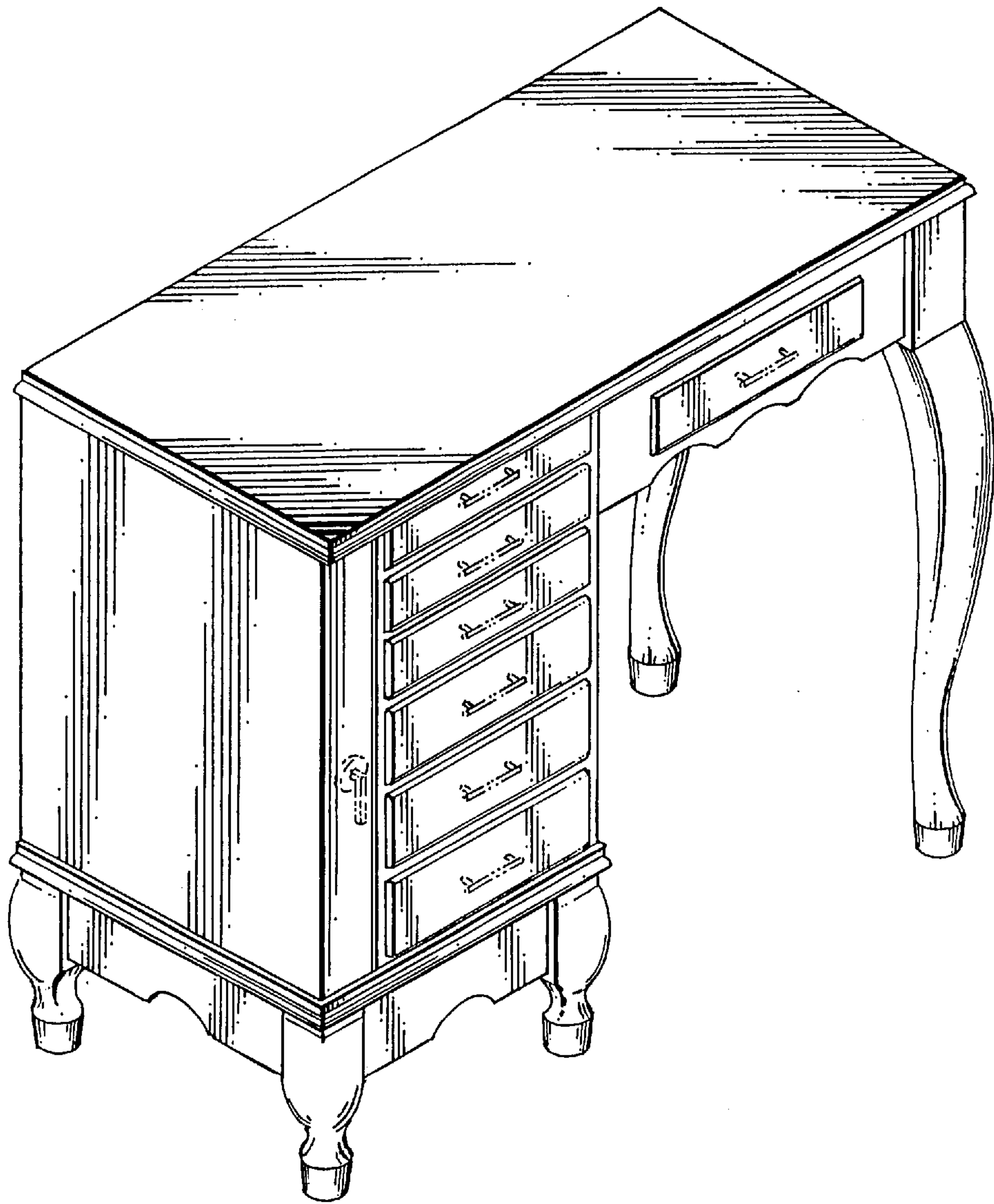


FIG. 7

