



US00D397877S

United States Patent [19]
Kilpatrick

[11] **Patent Number: Des. 397,877**

[45] **Date of Patent: **Sep. 8, 1998**

[54] **WALL-MOUNTED DISPLAY FOR TICKET STUBS**

D. 265,485 7/1982 Liptak D20/10
D. 377,420 1/1997 Slyh et al. D6/300
4,541,028 9/1985 Johnson 40/765 X

[76] Inventor: **Katherine Kilpatrick**, P.O. Box 424,
Goldston, N.C. 27252

Primary Examiner—Janice E. Seeger
Attorney, Agent, or Firm—Rhodes, Coats & Bennett, L.L.P.

[**] Term: **14 Years**

[57] **CLAIM**

[21] Appl. No.: **63,173**

The ornamental design for a wall-mounted display for ticket stubs, as shown and described.

[22] Filed: **Nov. 29, 1996**

DESCRIPTION

[51] **LOC (6) Cl.** **06-07**

[52] **U.S. Cl.** **D6/303; D6/300**

[58] **Field of Search** D6/300-303, 308-314,
D6/470; D20/10, 40, 29; 40/700, 711, 721-724,
757, 765, 780, 790, 798, 768, 777

FIG. 1 is a front elevation view of the wall-mounted display for ticket stubs;

FIG. 2 is an elevation of the top end of the display, wherein the elevation of the bottom end is a mirror image of FIG. 2; FIG. 3 is an elevation view of the left side thereof, wherein the right side elevation is a mirror image of FIG. 3; and, FIG. 4 is a rear elevation view thereof.

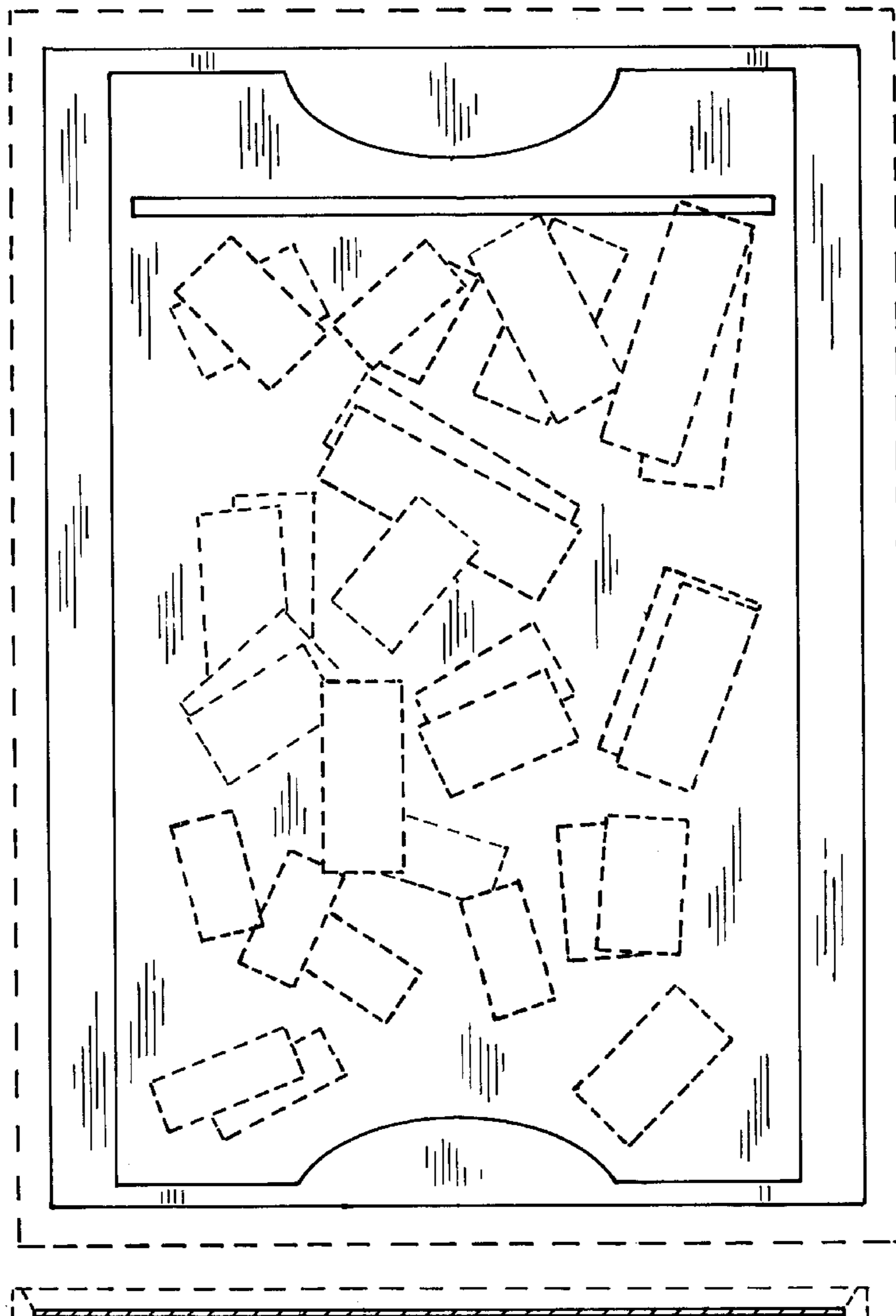
[56] **References Cited**

The broken lines are for environmental purposes only and form no part of the claimed design.

U.S. PATENT DOCUMENTS

D. 166,228 3/1952 Salmon D6/314
D. 172,363 6/1954 Rosenbaum D6/341
D. 209,035 10/1967 Robert D6/314

1 Claim, 3 Drawing Sheets



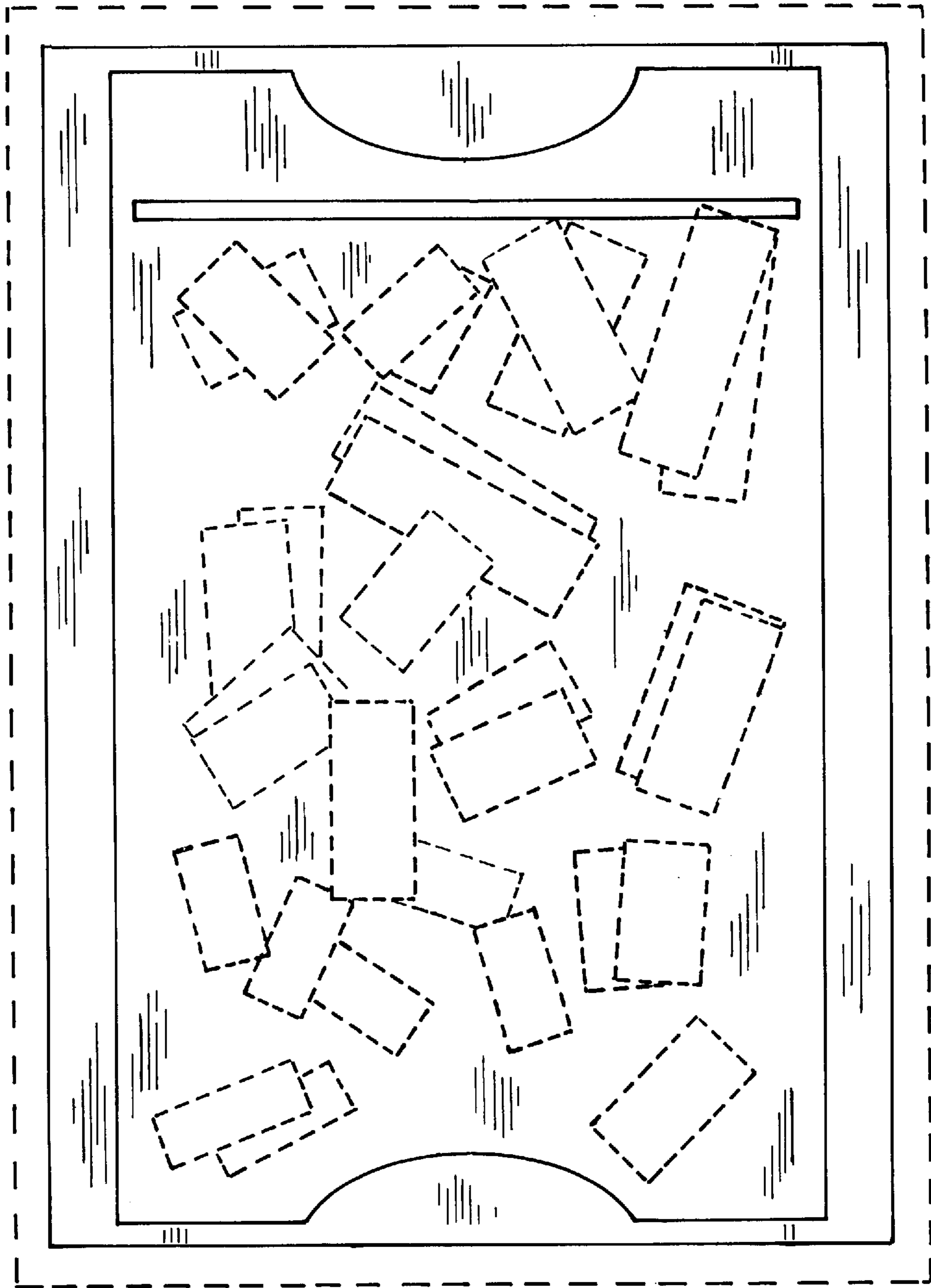


Fig.1

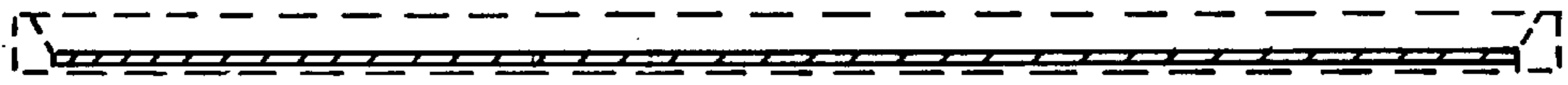


FIG. 2



FIG. 3




FIG. 4