



US00D397870S

United States Patent [19]
De Winter

[11] **Patent Number: Des. 397,870**
[45] **Date of Patent: **Sep. 8, 1998**

[54] **CARRYING CASE**

[75] Inventor: **Koen De Winter**, Beaconfield, Canada

[73] Assignee: **Innovations PI 4 Inc.**, Vaudreail, Canada

[**] Term: **14 Years**

[21] Appl. No.: **64,872**

[22] Filed: **Jan. 13, 1997**

[51] **LOC (6) Cl.** **03-01**

[52] **U.S. Cl.** **D3/294; D3/900; D28/83**

[58] **Field of Search** D3/276, 281, 282,
D3/294, 900; D28/78, 79, 80, 81, 82, 83;
190/100, 110, 111, 112, 113, 114, 115

[56] **References Cited**

U.S. PATENT DOCUMENTS

D. 153,658	5/1949	Arbib	D3/900
D. 155,410	10/1949	Flato	D28/83
D. 263,004	2/1982	Gross	D28/83
D. 278,276	4/1985	Bakic	D28/83
D. 281,827	12/1985	Bakic	D28/83
D. 285,177	8/1986	Goetz	D28/83
D. 285,414	9/1986	Goetz et al.	D28/83
D. 290,297	6/1987	Schemmer	D28/83

D. 304,099	10/1989	Bakic	D28/83
D. 326,226	5/1992	Gerhart	D28/78
D. 340,133	10/1993	Hayes-Pankurst	D3/900
D. 346,404	4/1994	Ros	D3/900
D. 352,601	11/1994	Dallaire	D28/78
D. 353,713	12/1994	Kumashiro	D3/900
4,418,805	12/1983	Wolff	190/901
5,394,913	3/1995	Zeza, Jr. et al.	190/901

Primary Examiner—Philip S. Hyder
Attorney, Agent, or Firm—Darby & Darby

[57] **CLAIM**

The ornamental design for a carrying case, as shown and described.

DESCRIPTION

FIG. 1 is a perspective view of my new design in the open position;
FIG. 2 is a front elevation view thereof in the closed position;
FIG. 3 is a right side elevation view thereof in the closed position, the left side being a mirror image thereof;
FIG. 4 is a rear elevation view thereof in the closed position;
and,
FIG. 5 is a top plan view thereof in the closed position, the bottom plan being a mirror image thereof.

1 Claim, 3 Drawing Sheets

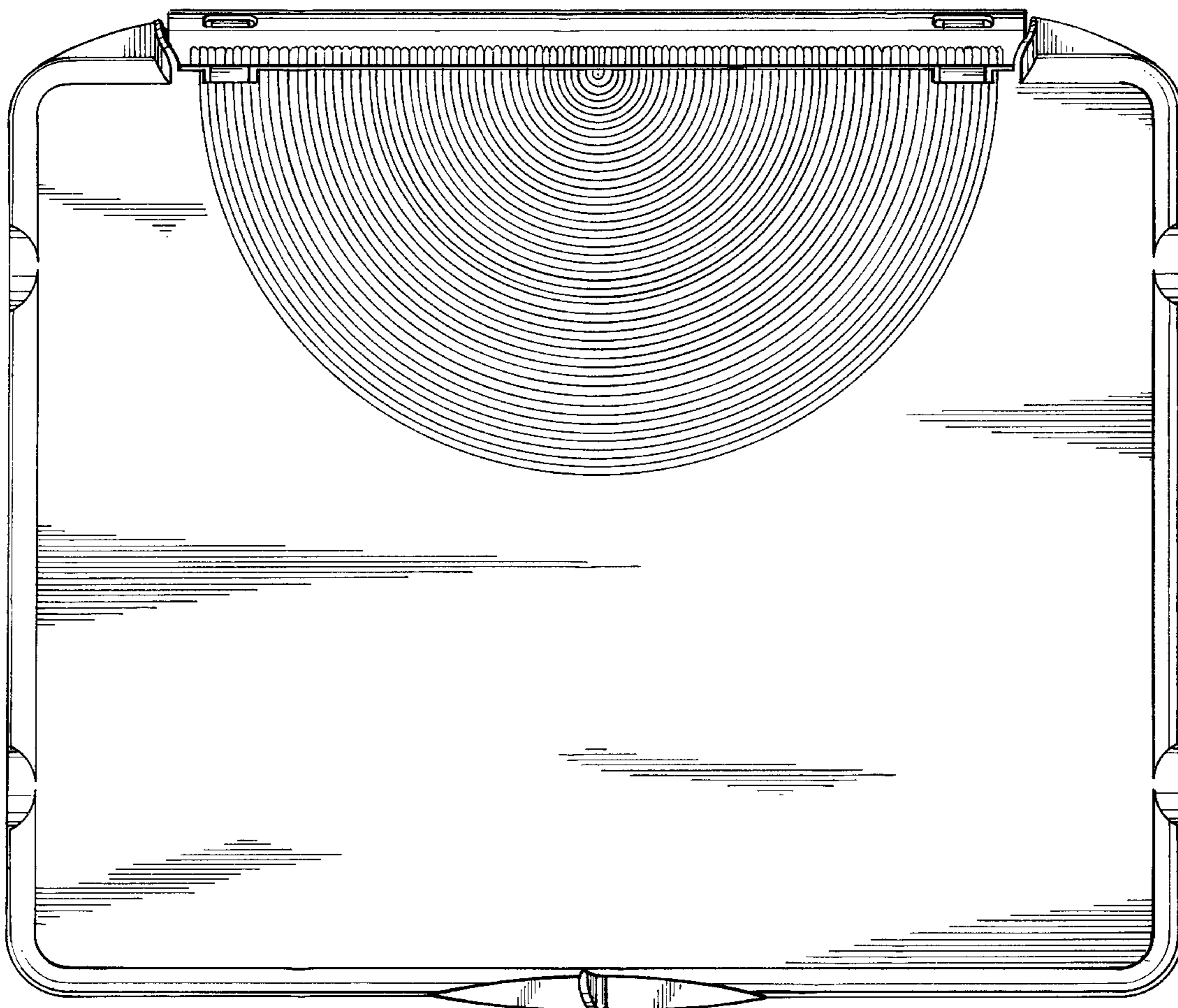


FIG. 1

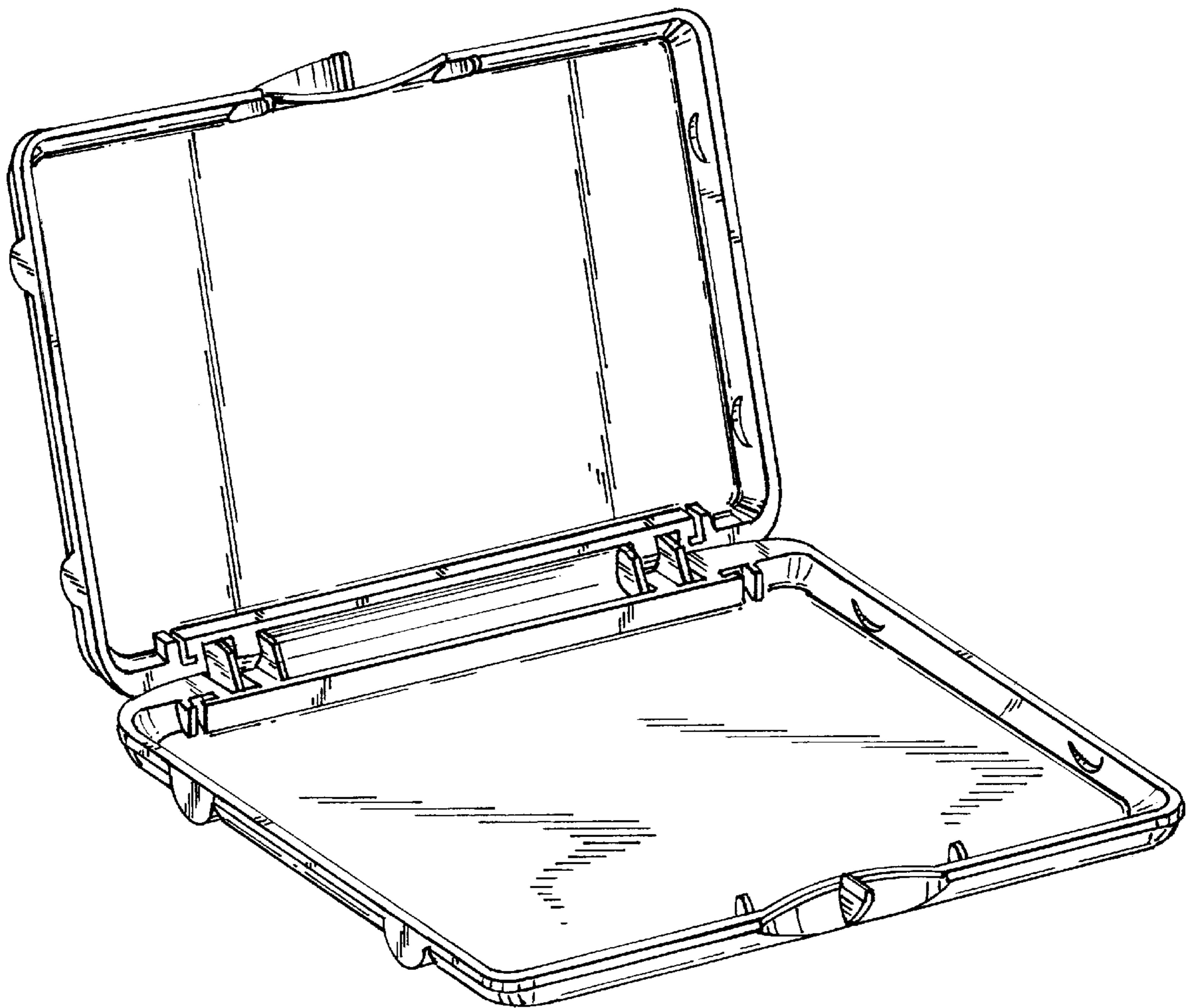


FIG. 2

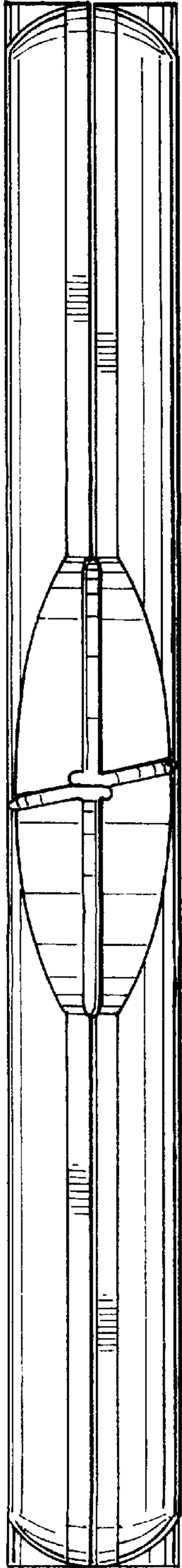


FIG. 3

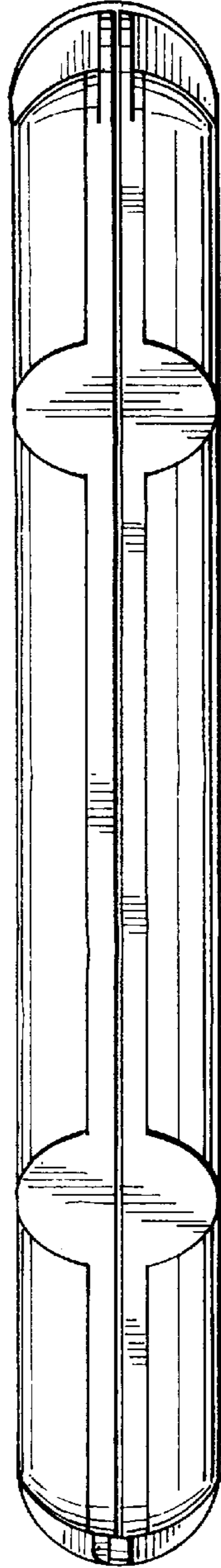
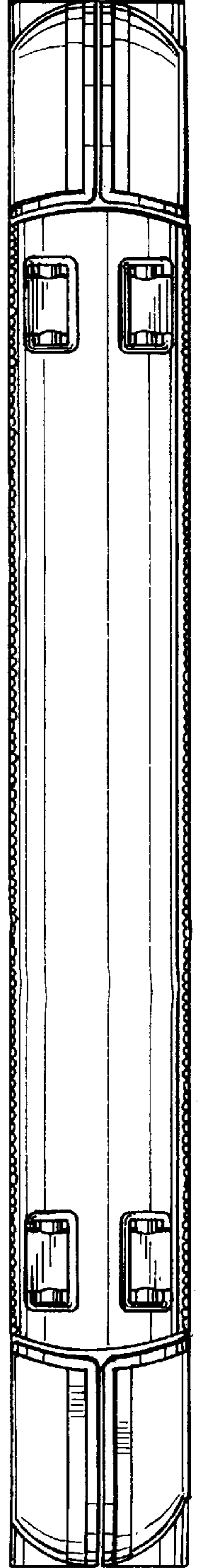


FIG. 4






FIG. 5