



US00D397851S

United States Patent [19]
Greenberg

[11] **Patent Number:** **Des. 397,851**

[45] **Date of Patent:** ****Sep. 8, 1998**

[54] **SHOE OUTSOLE**

[75] **Inventor:** **Robert Y. Greenberg**, Manhattan Beach, Calif.

[73] **Assignee:** **Skechers, U.S.A., Inc.**, Manhattan Beach, Calif.

[**] **Term:** **14 Years**

[21] **Appl. No.:** **65,562**

[22] **Filed:** **Jan. 29, 1997**

[51] **LOC (6) Cl.** **02-04**

[52] **U.S. Cl.** **D2/960**

[58] **Field of Search** D2/947-960; 36/25 R, 36/28, 30 R, 31, 32 R, 32 A, 83, 114, 59 C

[56] **References Cited**

U.S. PATENT DOCUMENTS

- D. 242,091 11/1976 Tornero D2/960
- D. 245,734 9/1977 Jacobs D2/959
- D. 285,984 10/1986 Tong et al. D2/955

- D. 295,459 5/1988 Zuidema et al. D2/954
- D. 331,490 12/1992 Bramani D2/960
- D. 379,861 6/1997 Wunsch D2/947

Primary Examiner—Doris V. Coles
Attorney, Agent, or Firm—Marshall A. Lerner; Marvin H. Kleinberg

[57] **CLAIM**

The ornamental design for a shoe outsole, as shown and described.

DESCRIPTION

FIG. 1 is a right-side elevational view of the shoe outsole showing my new design;

The broken line showing a shoe upper is for environmental purposes only and forms no part of the claimed invention;

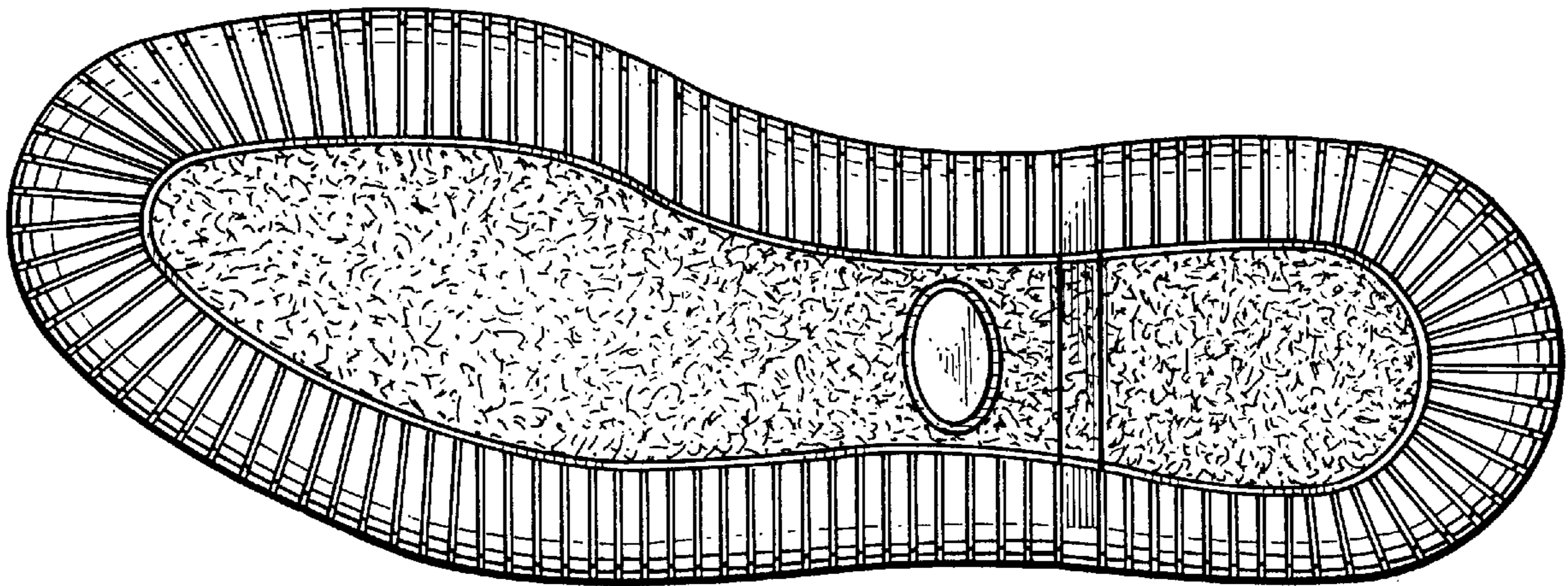
FIG. 2 is a bottom plan view of the shoe outsole;

FIG. 3 is a front elevational view thereof;

FIG. 4 is a rear elevational view thereof; and,

FIG. 5 is a left side elevational view thereof.

1 Claim, 2 Drawing Sheets



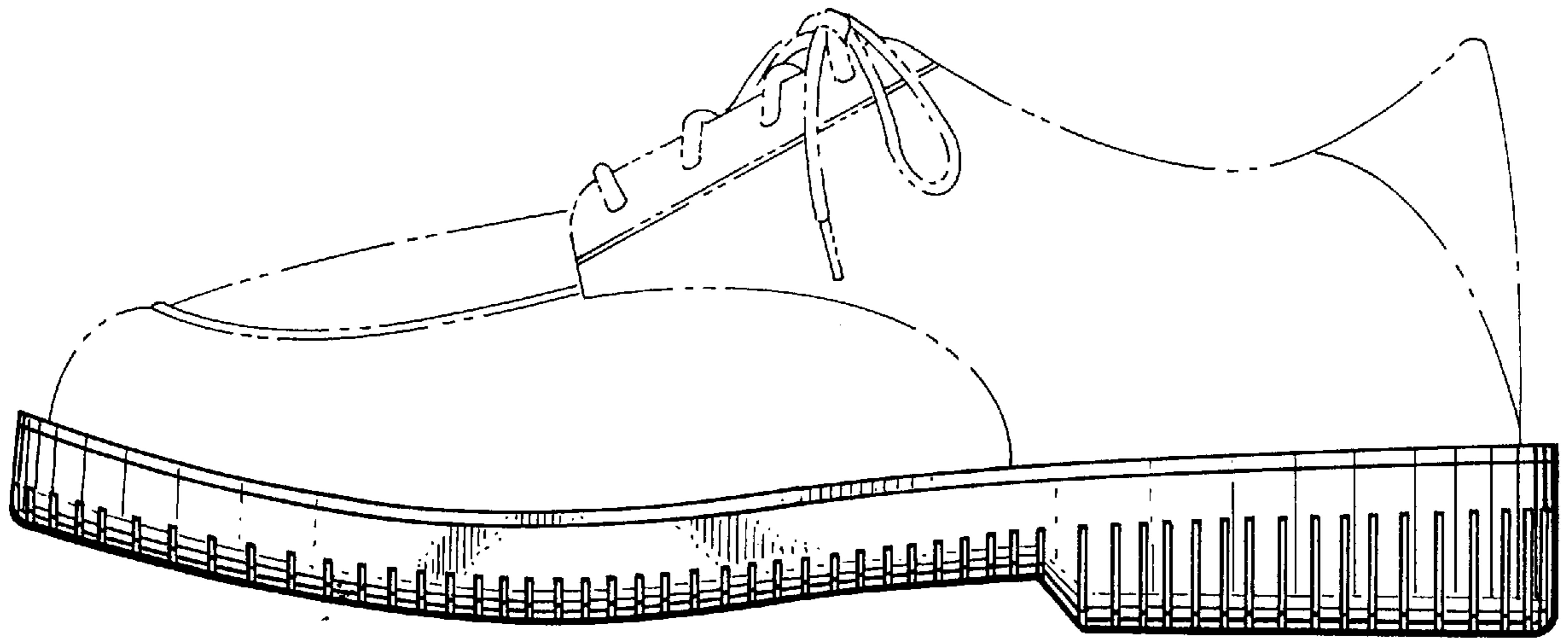


Fig. 1.

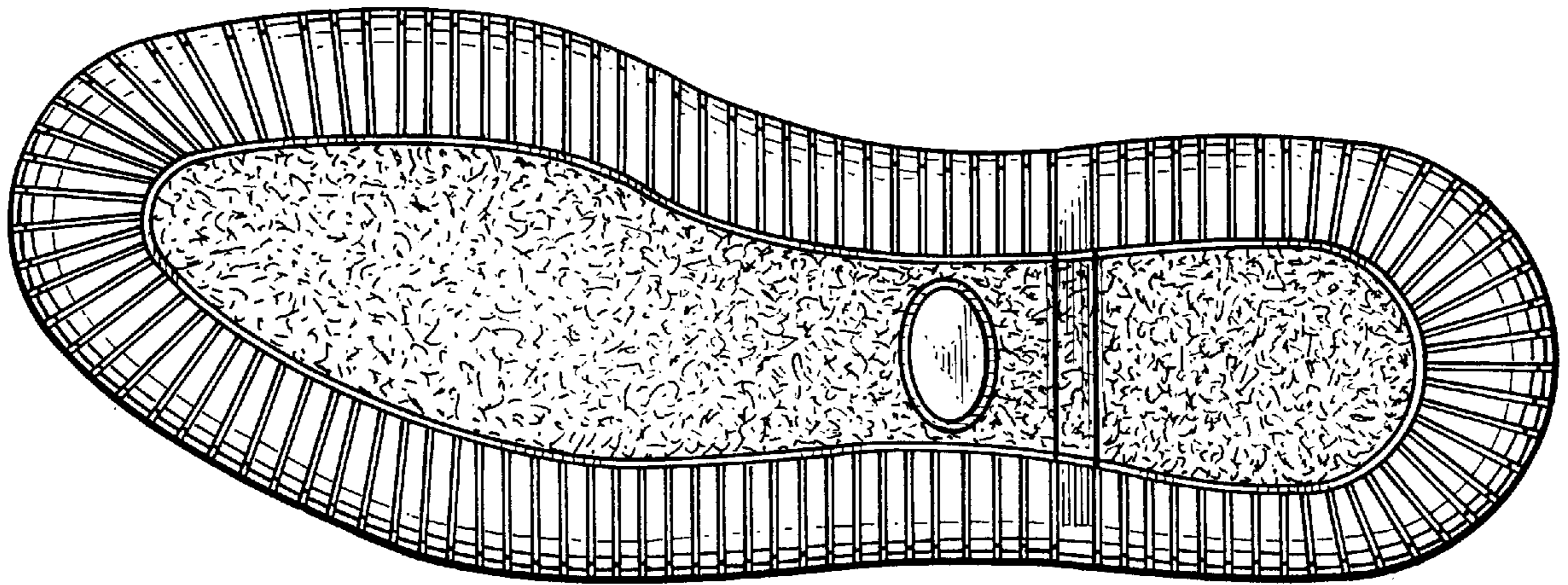


Fig. 2.

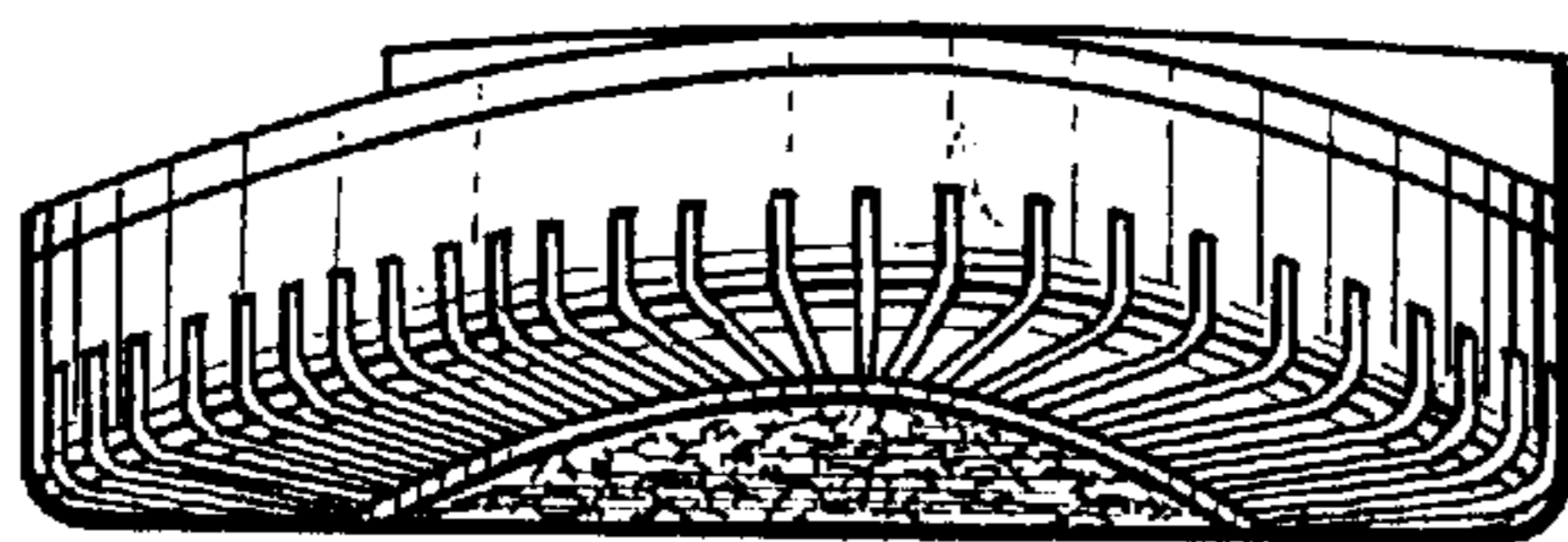


Fig. 3.

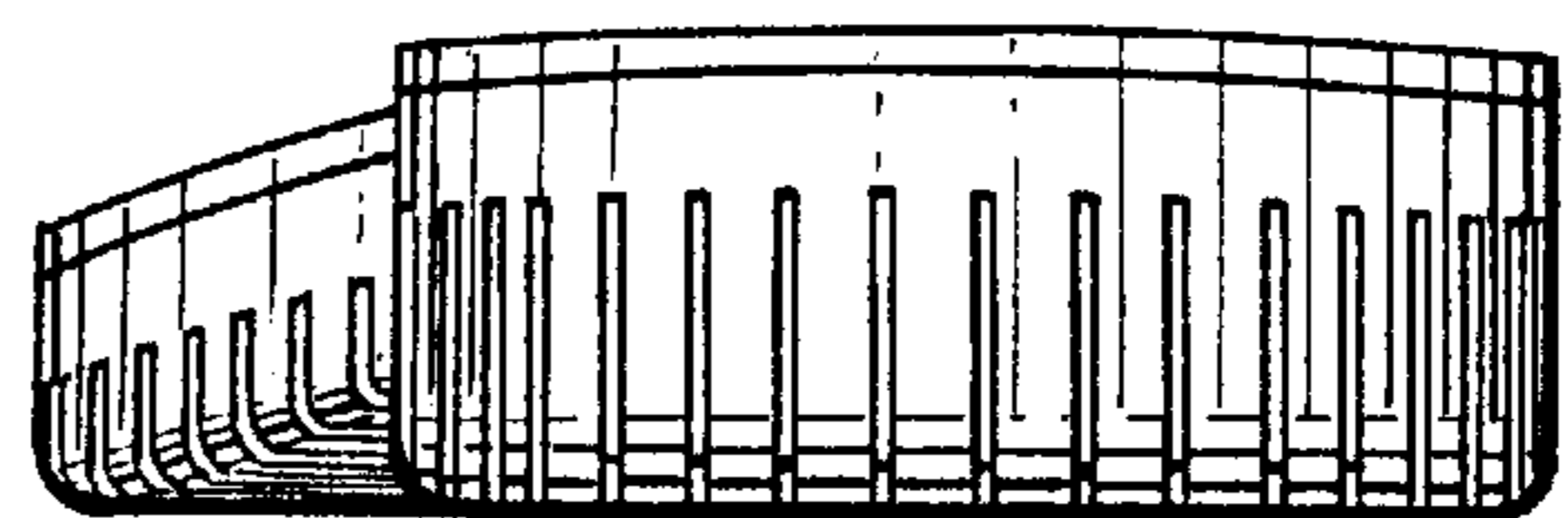


Fig. 4.

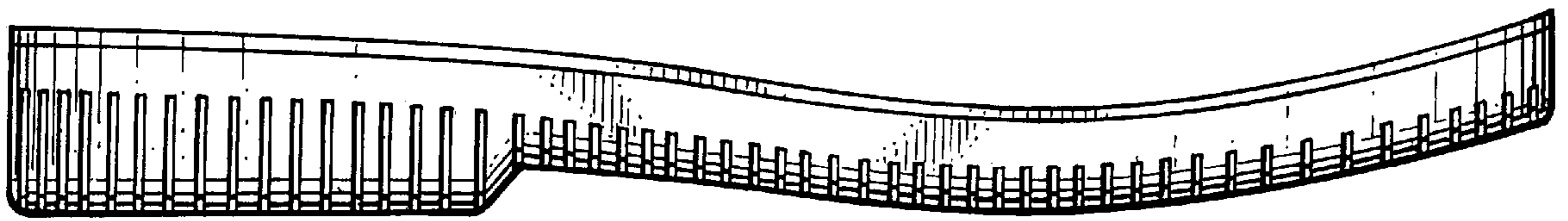


Fig. 5.