



US00D397850S

United States Patent [19]

Harada et al.

[11] Patent Number: **Des. 397,850**

[45] Date of Patent: ****Sep. 8, 1998**

[54] **SHOE SOLE**

[75] Inventors: **Junko Harada; Shinichi Saito; Seiichi Goto; Yasunori Kaneko**, all of Osaka, Japan

[73] Assignee: **Mizuno Corporation**, Osaka, Japan

[**] Term: **14 Years**

[21] Appl. No.: **76,828**

[22] Filed: **Sep. 23, 1997**

[51] **LOC (6) Cl.** **02-04**

[52] **U.S. Cl.** **D2/959**

[58] **Field of Search** D2/947-960, 962;
36/126-130, 134, 67 A, 67 B, 67 C, 67 D,
59 C, 59 R

[56] **References Cited**

U.S. PATENT DOCUMENTS

- D. 272,390 1/1984 Muller-Feigelstock D2/955
- D. 290,903 7/1987 Inohara et al. D2/962
- D. 291,743 9/1987 Inohara et al. D2/957

- D. 313,112 12/1990 Eisenbach D2/954
- D. 368,360 4/1996 Wolfe D2/962
- D. 387,892 12/1997 Briant D2/962
- 4,590,693 5/1986 Kawashima et al. 36/126
- 4,667,425 5/1987 Effler et al. 36/126
- 5,461,801 10/1995 Anderton 36/128

Primary Examiner—Doris V. Coles
Attorney, Agent, or Firm—Sidley & Austin; Hugh A. Abrams

[57] **CLAIM**

The ornamental design for a shoe sole, as shown.

DESCRIPTION

FIG. 1 is a front elevational view of a shoe sole showing our new design;
FIG. 2 is a rear elevational view thereof;
FIG. 3 is a top plan view thereof;
FIG. 4 is a bottom plan view thereof;
FIG. 5 is a left side elevational view thereof;
FIG. 6 is a right side elevational view thereof; and,
FIG. 7 is a perspective view thereof.

1 Claim, 4 Drawing Sheets

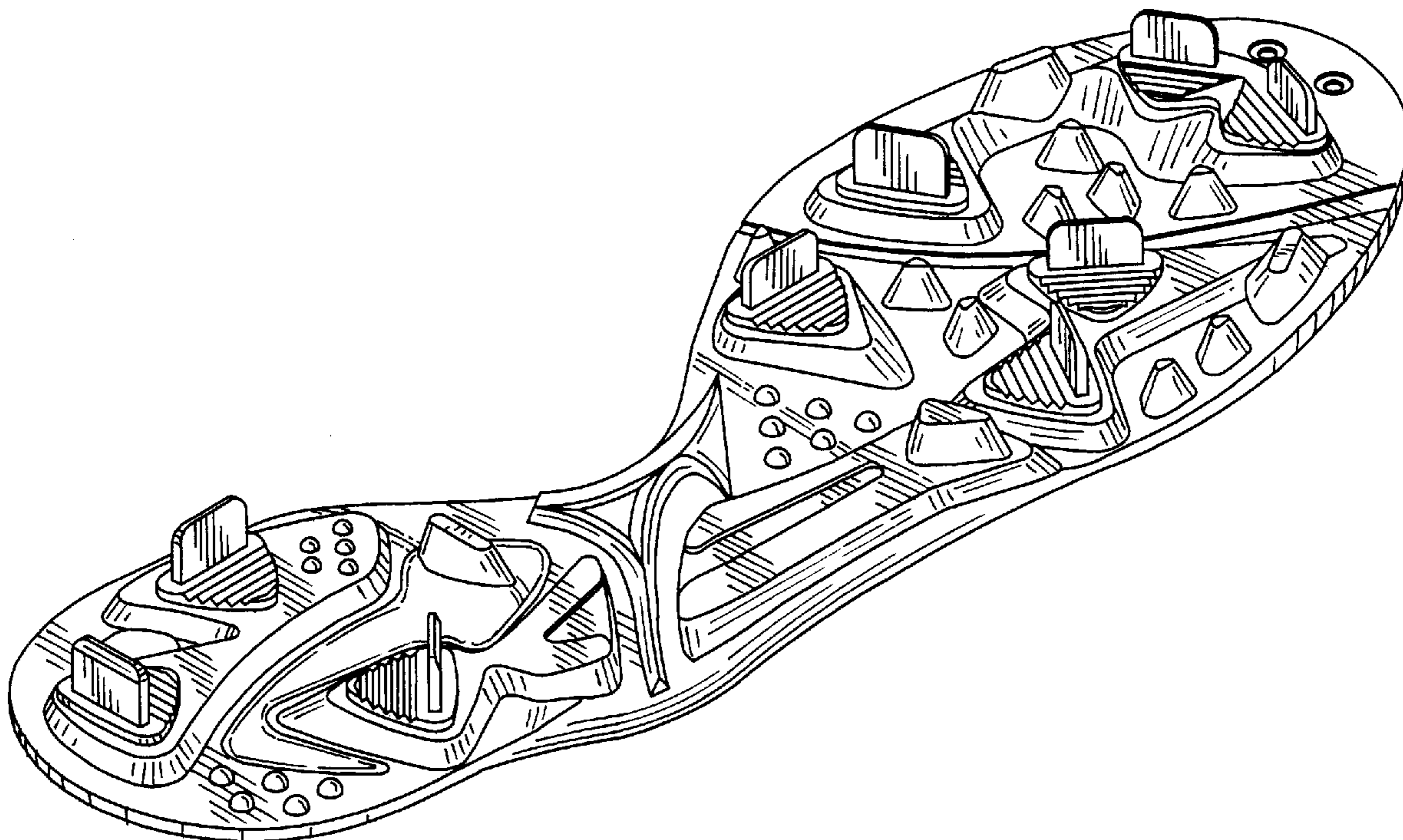


FIG. 1

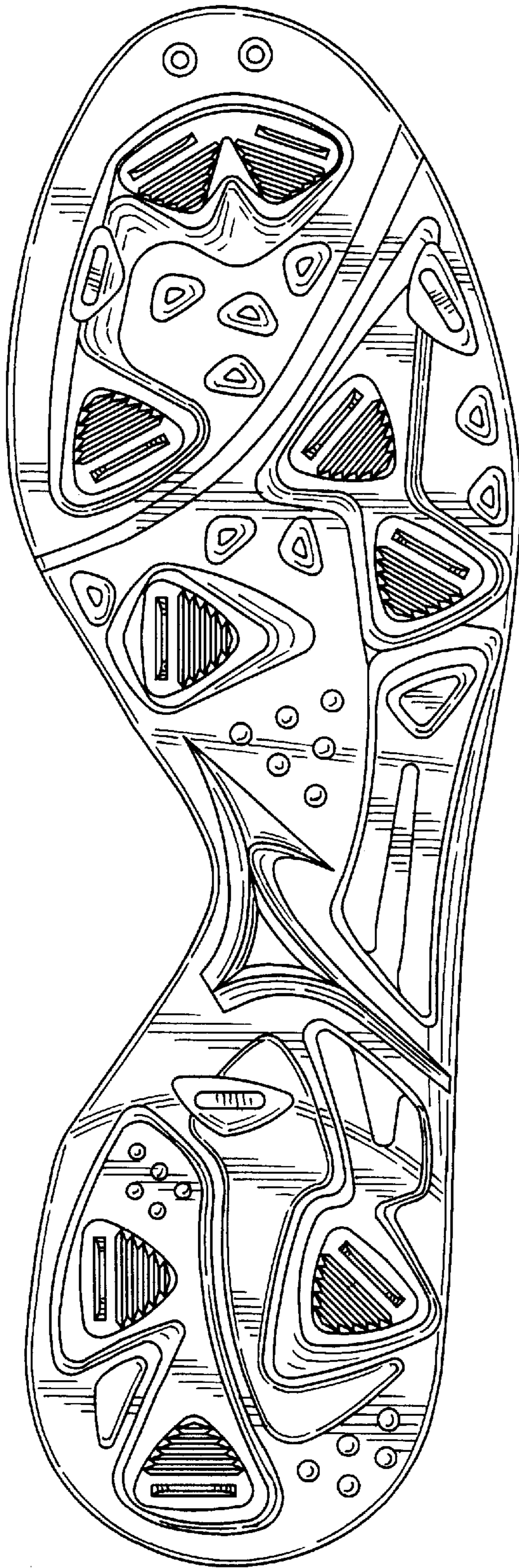
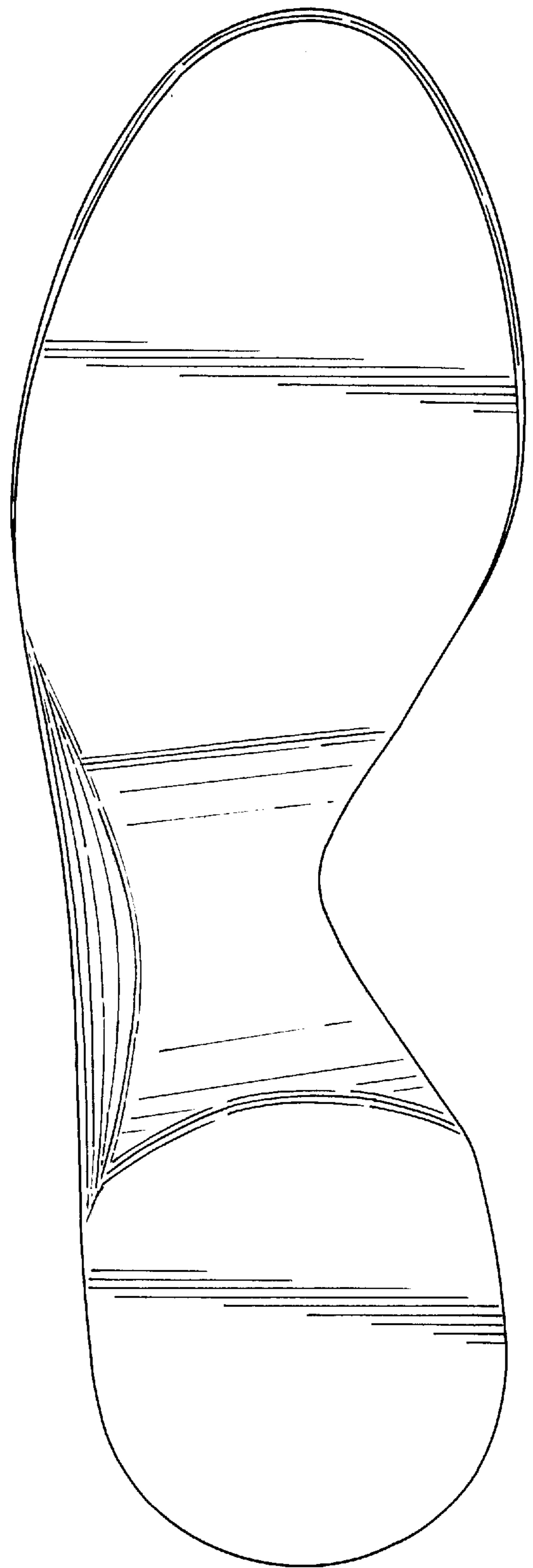
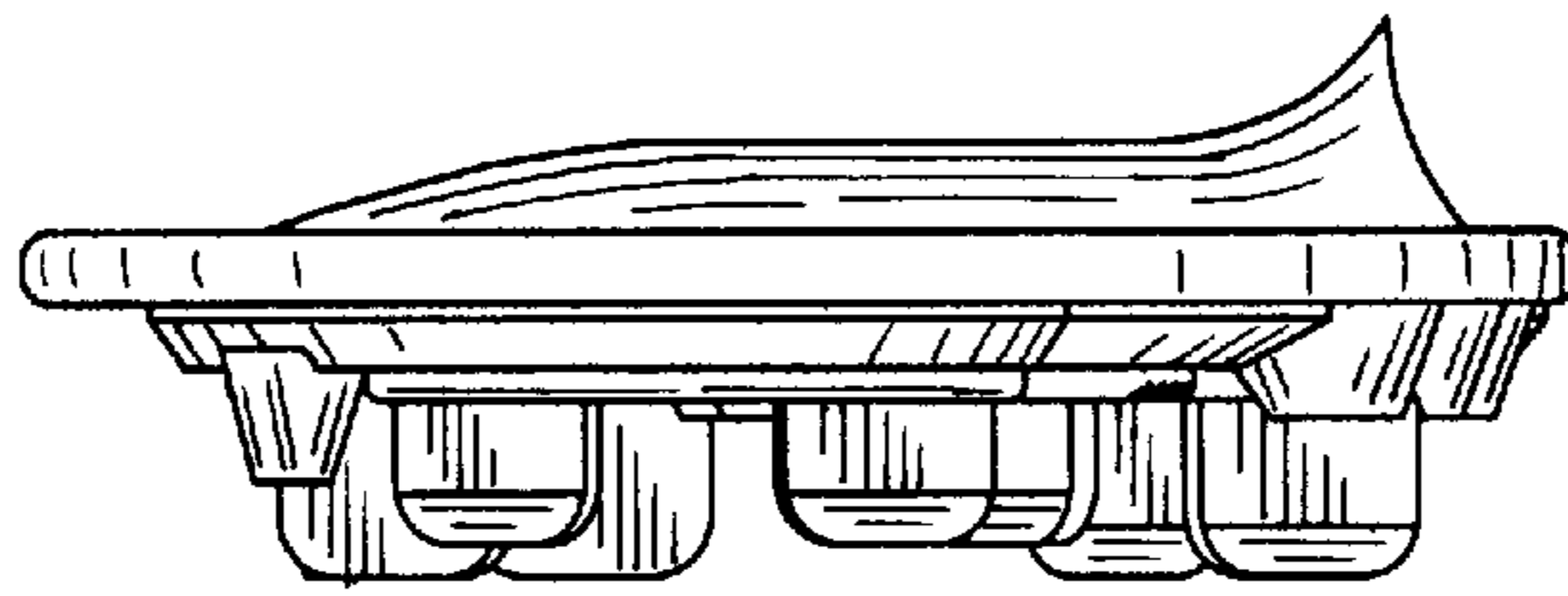


FIG. 2



F I G . 3



F I G . 4

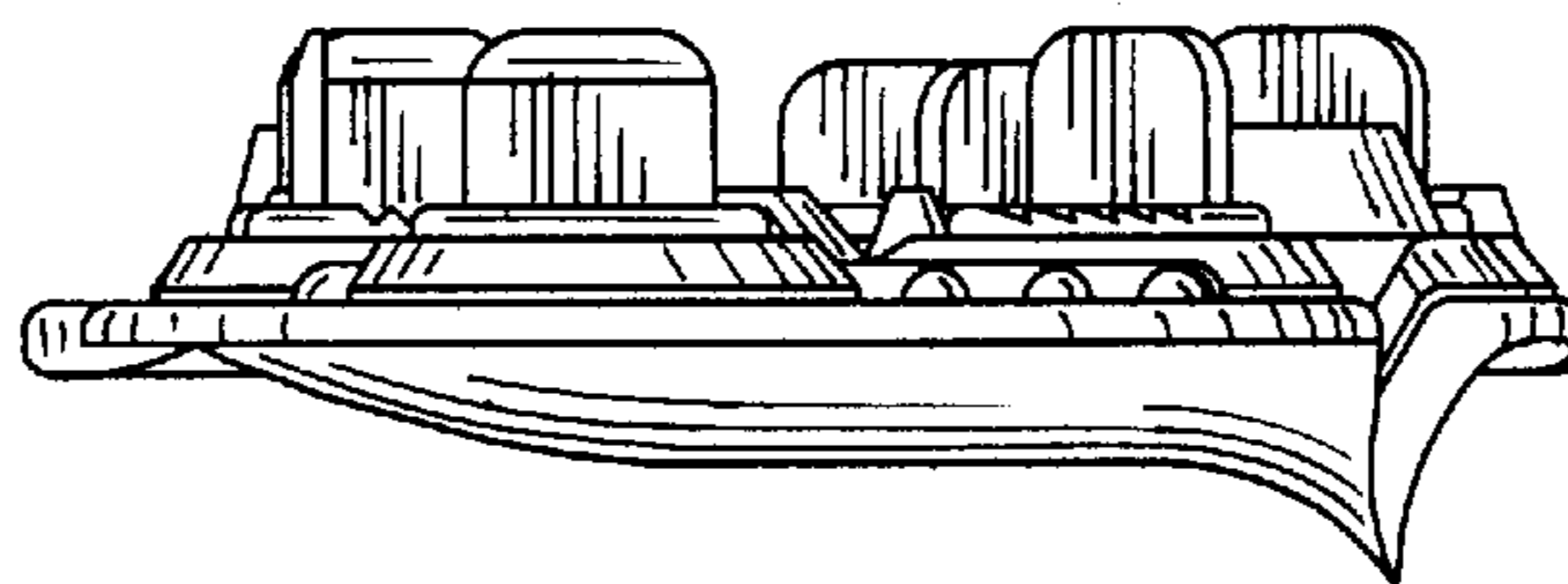


FIG. 5

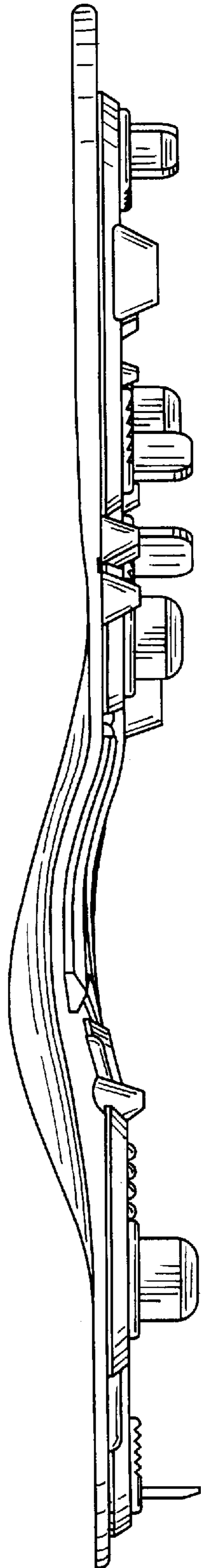


FIG. 6

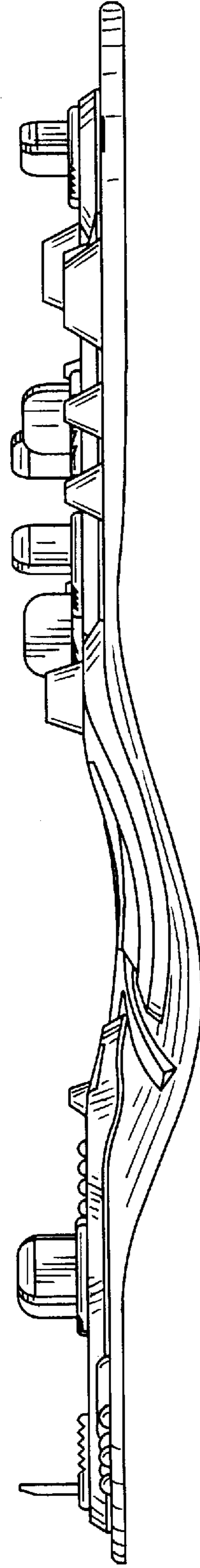


FIG. 7

