



US00D397845S

United States Patent [19]
Cass

[11] **Patent Number: Des. 397,845**

[45] **Date of Patent: **Sep. 8, 1998**

[54] **PORTION OF A SHOE SOLE**

[75] Inventor: **William J. Cass**, Hillsboro, Oreg.

[73] Assignee: **Nike, Inc.**, Beaverton, Oreg.

[**] Term: **14 Years**

[21] Appl. No.: **78,940**

[22] Filed: **Oct. 27, 1997**

[51] **LOC (6) Cl.** **02-99**

[52] **U.S. Cl.** **D2/947; D2/972**

[58] **Field of Search** D2/896, 902, 906,
D2/907, 972, 973, 947, 961; 36/83, 113,
114, 45, 48, 50.1, 25 R, 28, 29, 30 R, 32 R

[56] **References Cited**

U.S. PATENT DOCUMENTS

- D. 311,989 11/1990 Parker et al. .
- D. 324,940 3/1992 Claveria D2/947
- D. 341,478 11/1993 Forland et al. .
- D. 341,700 11/1993 Avar .
- D. 342,601 12/1993 Kilgore et al. .
- D. 366,756 2/1996 Forland et al. .
- D. 368,795 4/1996 Tanaka et al. .
- D. 383,299 9/1997 Yun .
- D. 383,593 9/1997 Lozano .
- D. 385,103 10/1997 Teague .
- D. 386,590 11/1997 Cass D2/947
- D. 386,591 11/1997 Kuerbis D2/947
- D. 393,339 4/1998 Fogg D2/947
- D. 393,340 4/1998 Doxey D2/947
- 5,628,128 5/1997 Miller et al. .

OTHER PUBLICATIONS

- Nike Footwear Catalog, Late Spring 1998, pp. 10, 93, 180 and 215, Published Sep. 1997.
- Nike Footwear Catalog, Spring 1998, pp. 37, 42, 150 and 162, Published Jun. 1997.
- Nike Footwear Catalog, Spring 1997, pp. 53, 121 and 171, Published Jun. 1996.
- Nike Footwear Catalog, Holiday 1997, p. 44, Published Mar. 1997.
- Nike Footwear Catalog, Fall 1997, pp. 29 and 40, Published Dec. 1996.
- Nike Footwear Catalog, Fall 1996, p. 43, Published Dec. 1995.

Primary Examiner—Dominic Simone
Attorney, Agent, or Firm—Banner & Witcoff

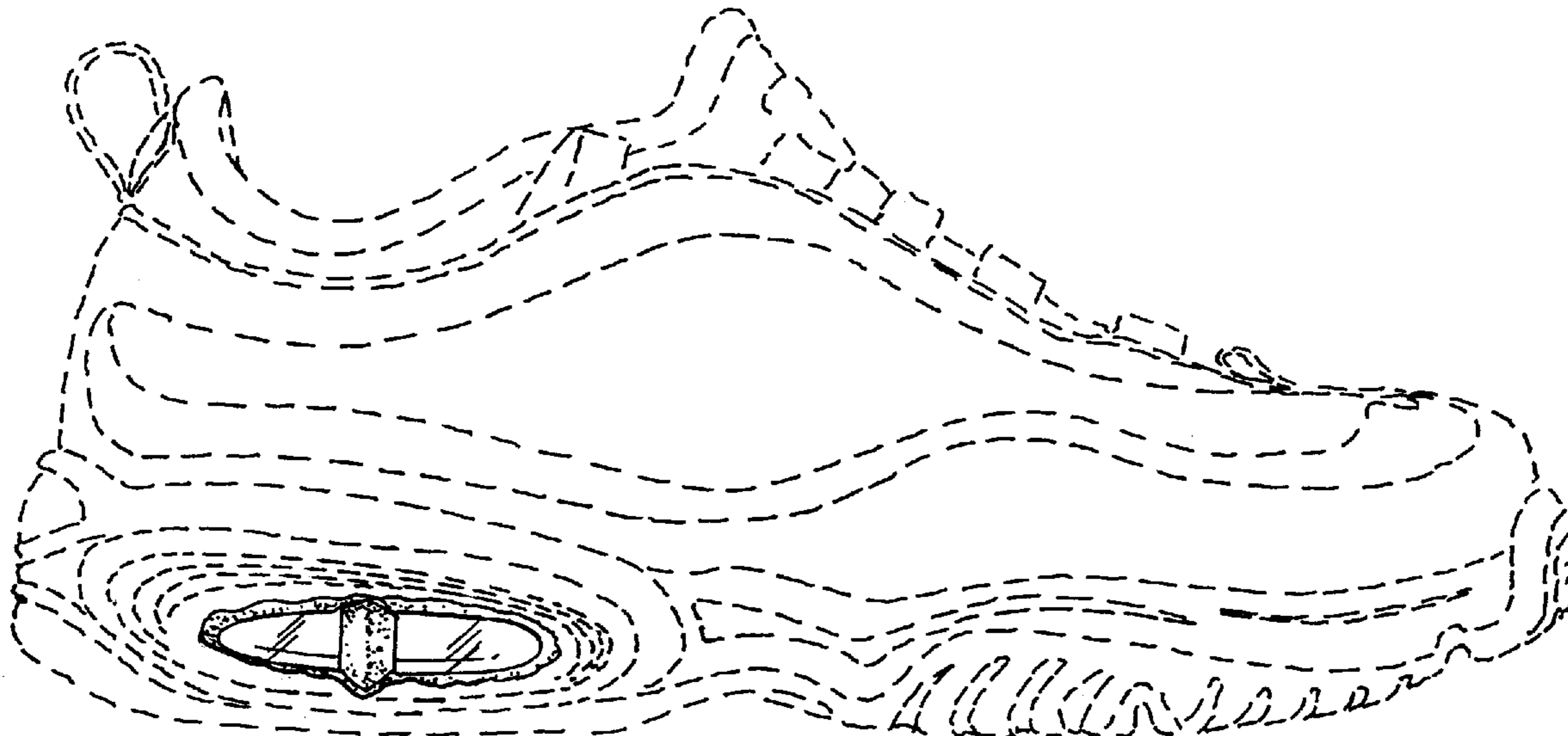
[57] **CLAIM**

The ornamental design for a portion of a shoe sole, as shown and described.

DESCRIPTION

FIG. 1 is a perspective view of a portion of a shoe sole showing my new design; FIG. 2 is a side elevational view thereof; FIG. 3 is a front elevational view thereof; FIG. 4 is a rear elevational view thereof; and, FIG. 5 is a top plan view thereof. The broken line showing of a shoe upper and the remaining portion of the shoe sole in FIGS. 1-5 is for illustrative purposes only and forms no part of the claimed design.

1 Claim, 2 Drawing Sheets



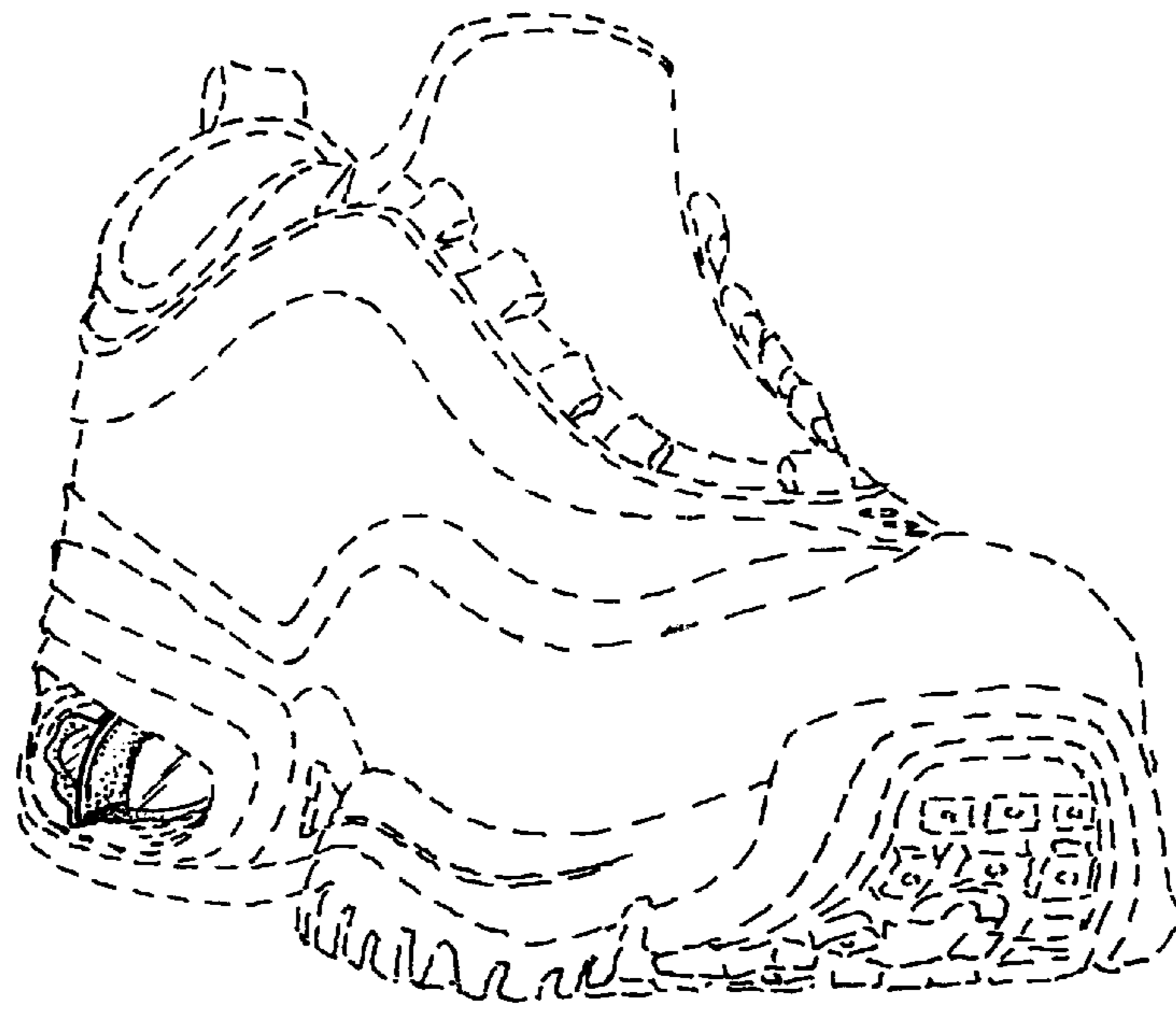


FIG. 1

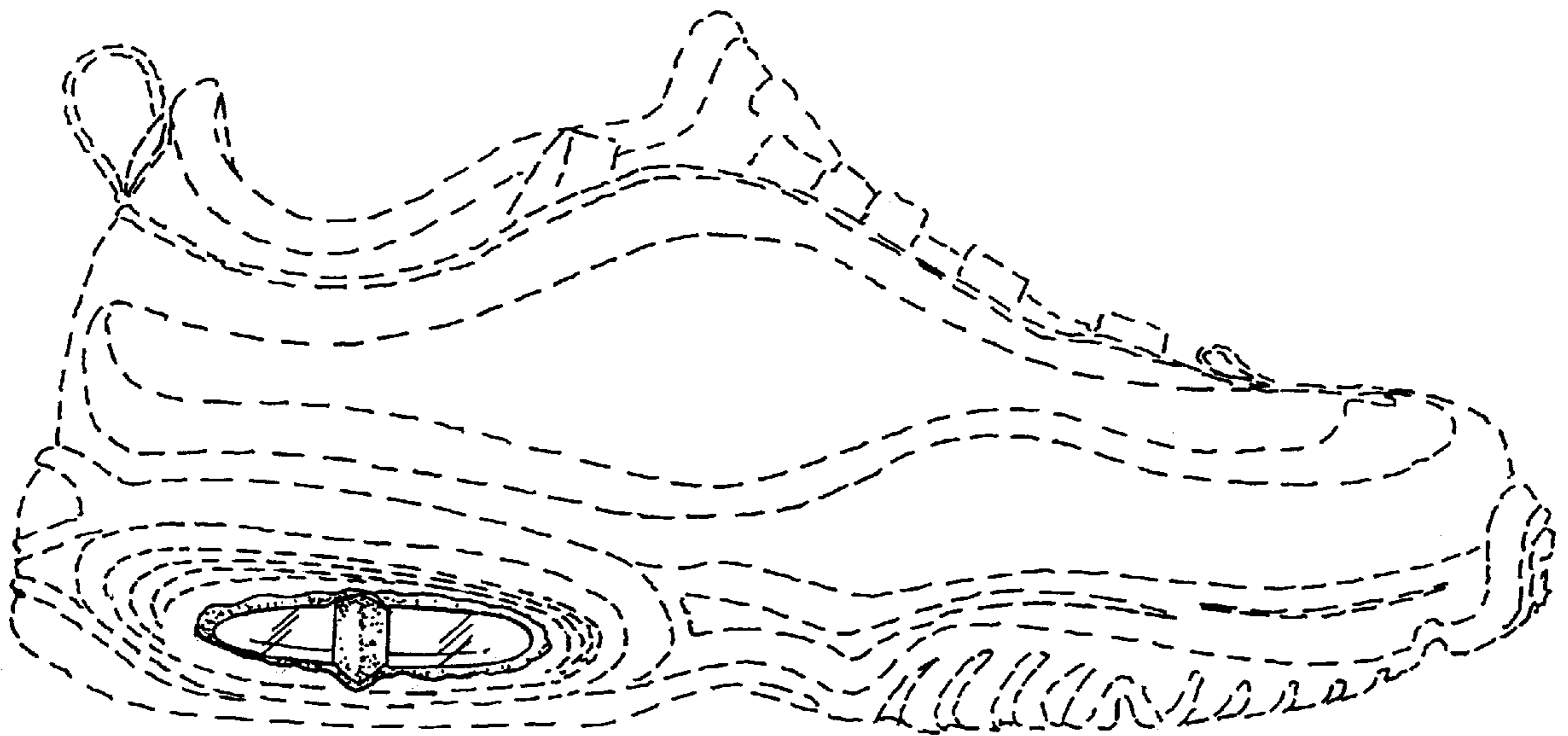


FIG. 2

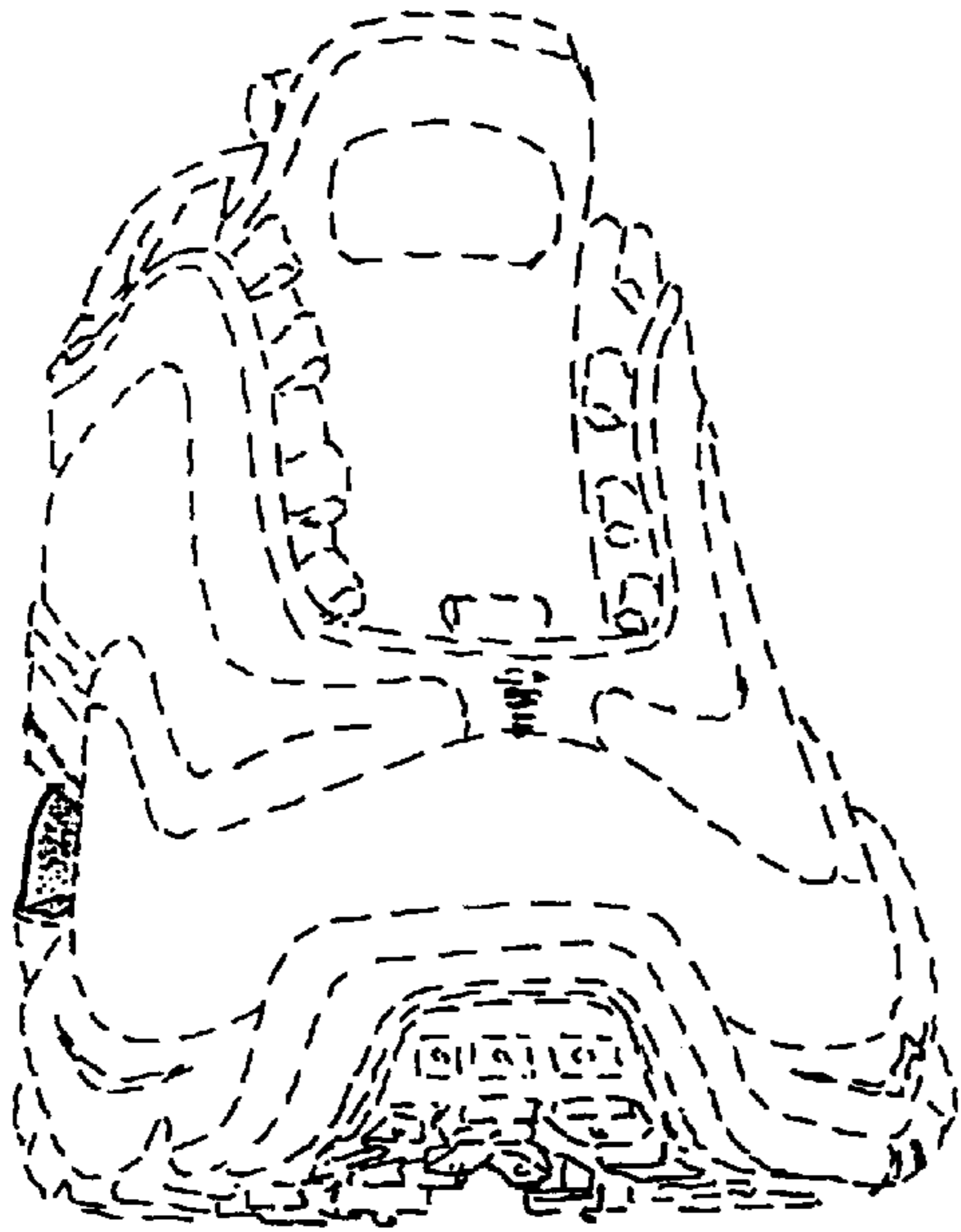


FIG. 3

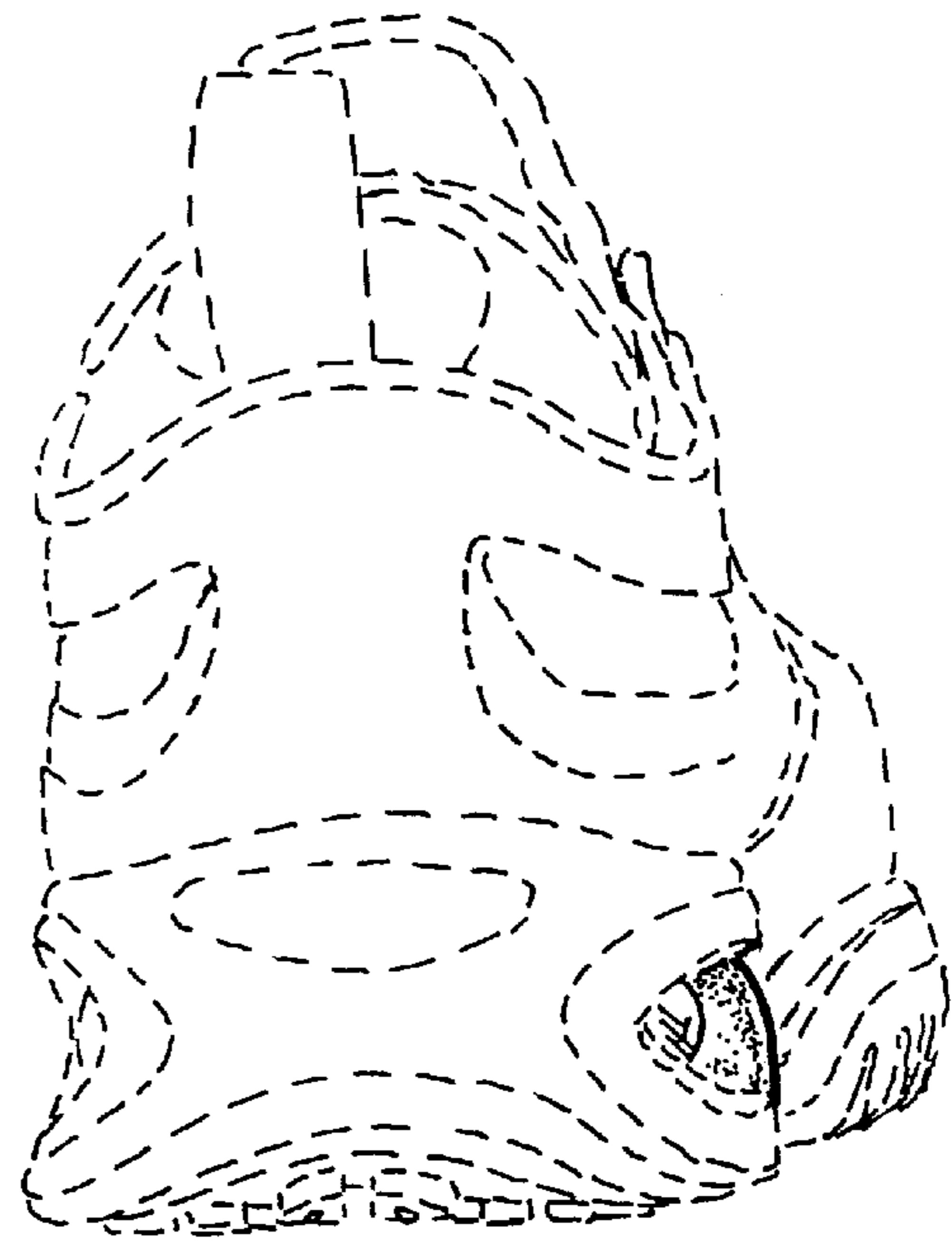


FIG. 4

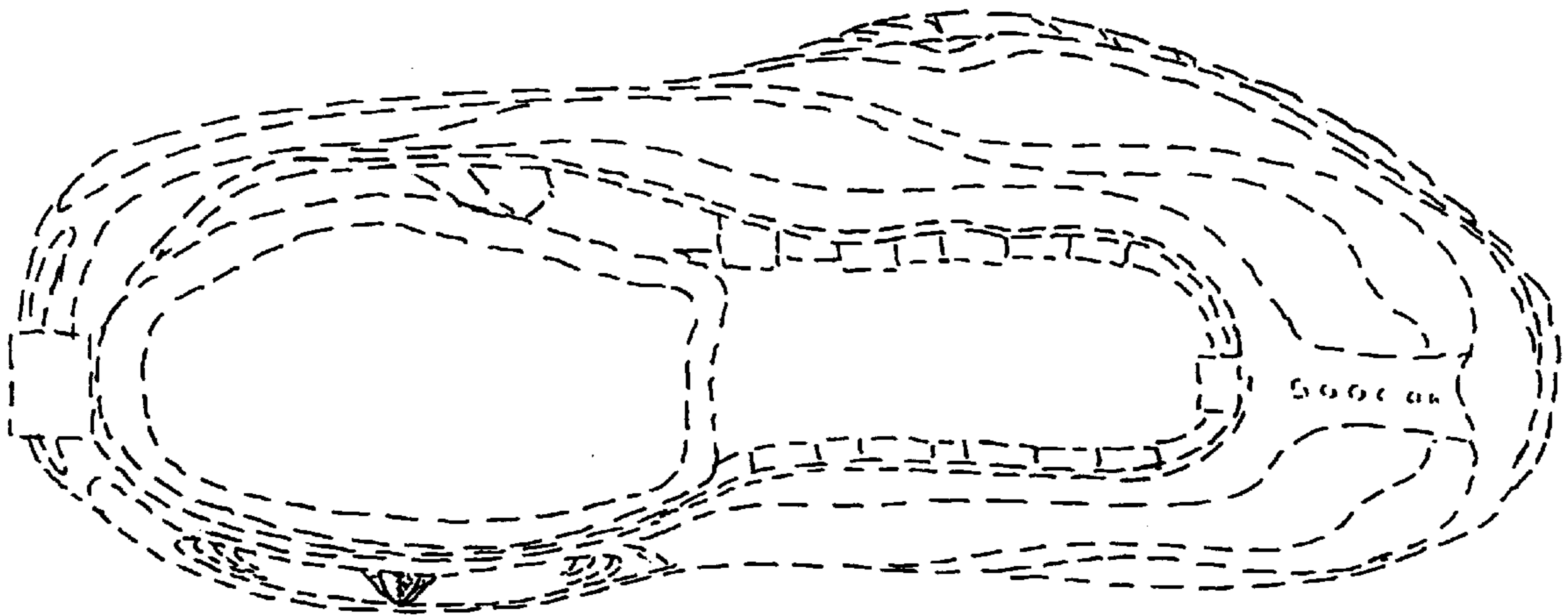


FIG. 5