



US00D397843S

United States Patent [19]

[11] Patent Number: **Des. 397,843**

LeRoy

[45] Date of Patent: ****Sep. 8, 1998**

[54] SHOELACE-MOUNTED CONTAINER

[76] Inventor: **Matthew C. LeRoy**, 10020 Casanes Ave., Downey, Calif. 90240

[**] Term: **14 Years**

[21] Appl. No.: **66,085**

[22] Filed: **Feb. 3, 1997**

[51] LOC (6) Cl. **02-04**

[52] U.S. Cl. **D2/946**

[58] Field of Search D2/946; D3/215;
36/136, 100, 50.1; 40/636, 640; 24/712.2,
712.6, 712.3

[56] **References Cited**

U.S. PATENT DOCUMENTS

948,460	2/1910	Partridge	24/712.6
2,418,733	12/1947	Tyrrell, Sr. et al.	24/712.2
2,841,849	7/1958	Rice et al.	24/712.3
3,106,003	10/1963	Herdman	24/712.3
3,141,258	7/1964	Mayer	D22/144
3,345,707	10/1967	Rita	24/712.2
3,908,238	9/1975	Panicci	24/712.3
4,327,512	5/1982	Oliver	40/636
4,897,947	2/1990	Kass-Pious	D2/946 X
5,029,371	7/1991	Rosenblood et al.	24/712.3 X
5,042,119	8/1991	Williams	24/712.3

Primary Examiner—Doris V. Coles
Attorney, Agent, or Firm—Kolisch, Hartwell, Dickinson,
McCormack & Heuser

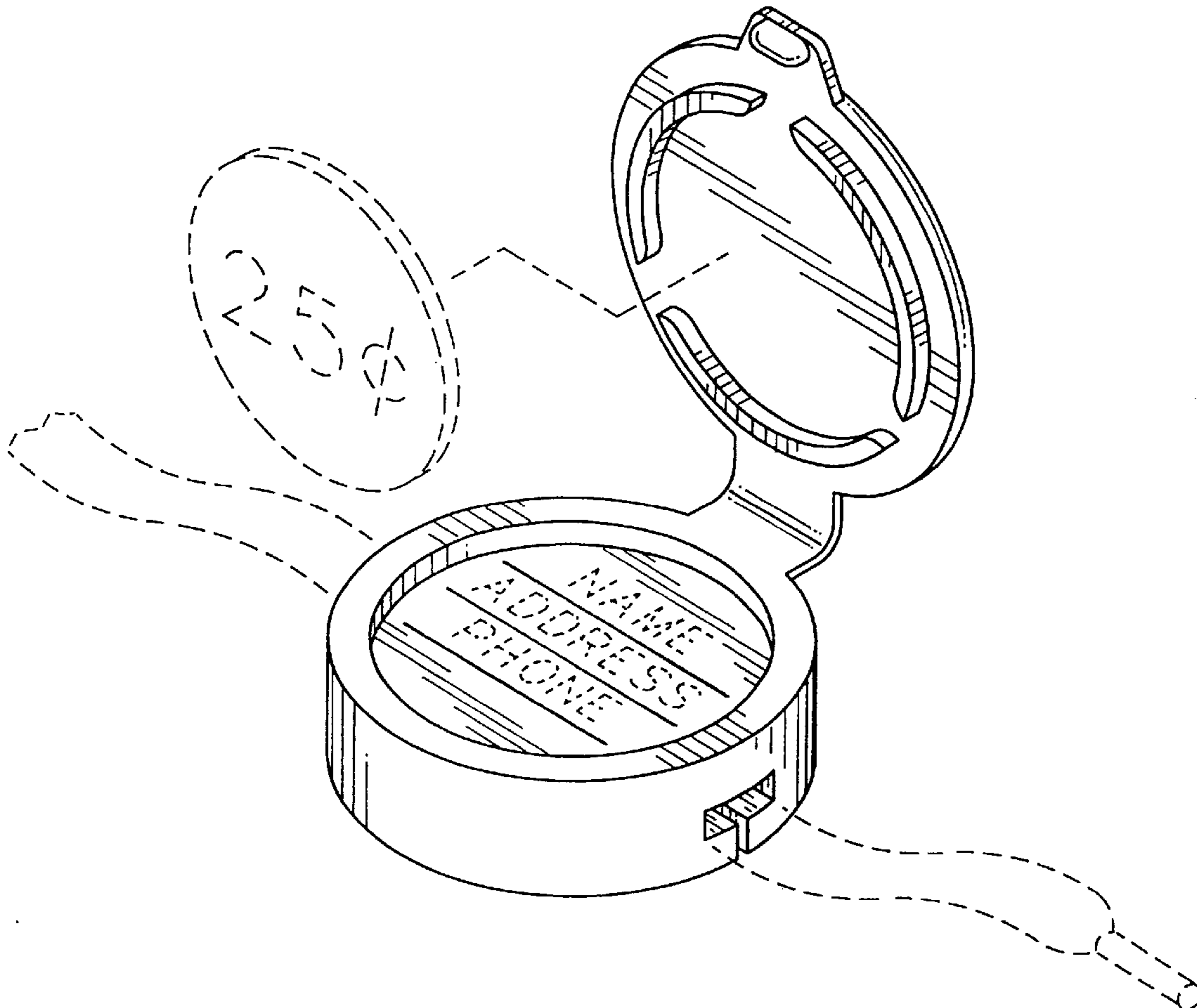
[57] **CLAIM**

The ornamental design for a shoelace-mounted container, as shown and described.

DESCRIPTION

FIG. 1 is a perspective view of a shoelace-mounted container, showing my new design;
 FIG. 2 is a top plan view thereof;
 FIG. 3 is a bottom plan view thereof;
 FIG. 4 is a front elevational view thereof;
 FIG. 5 is a rear elevational view thereof;
 FIG. 6 is a right side elevational view, the left side being a mirror image thereof;
 FIG. 7 is a right side elevational view of a second embodiment, the left side being a mirror image thereof, all other parts being the same as FIGS. 1-5; and,
 FIG. 8 is a right side elevational view of a third embodiment, the left side being a mirror image thereof, all other parts being the same as FIGS. 1-5, except for the openings through the bottom as seen in FIGS. 1 and 3.
 The broken line showing of environment in FIG. 1 is for illustrative purposes only and forms no part of the claimed design.

1 Claim, 2 Drawing Sheets



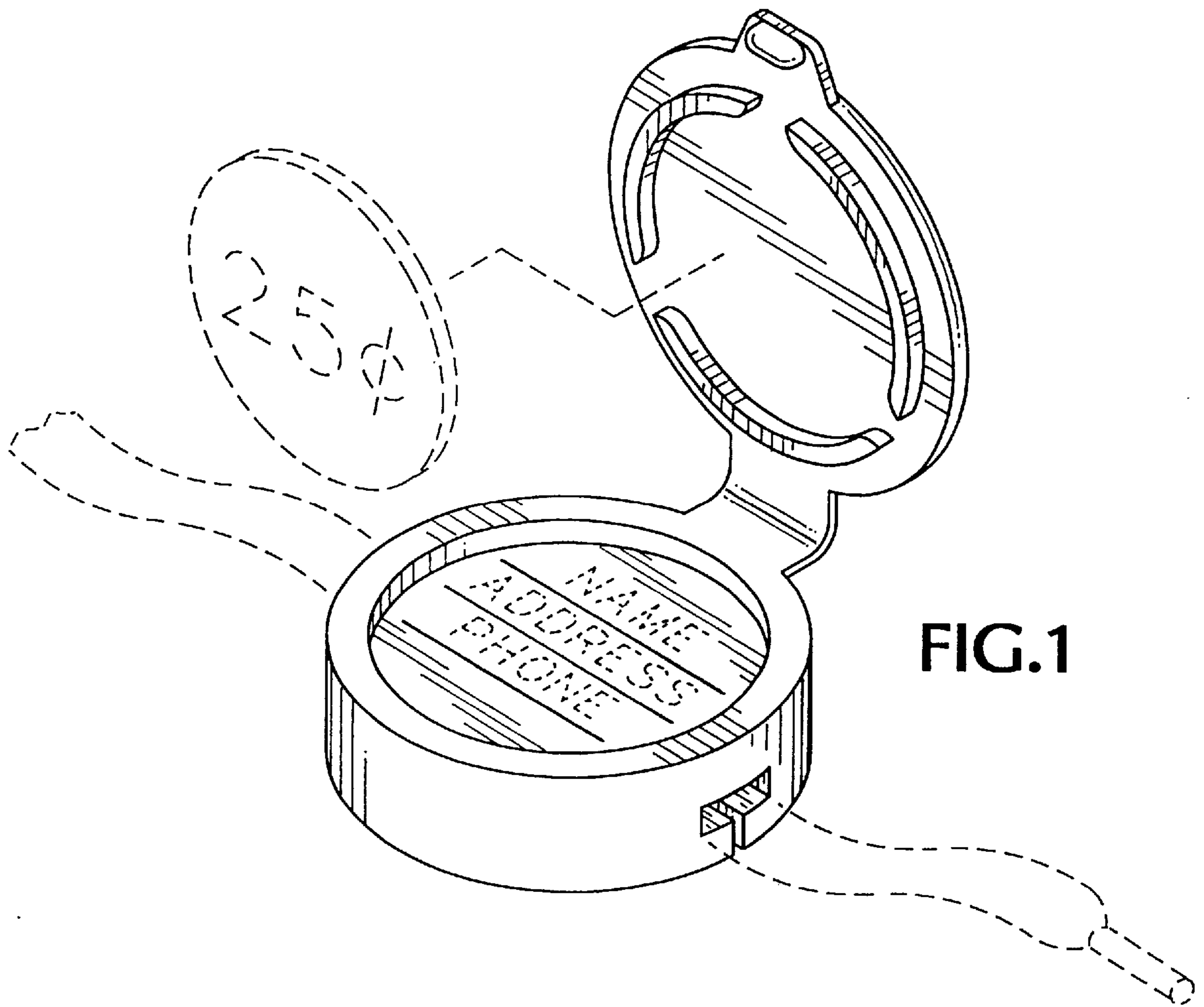


FIG.1

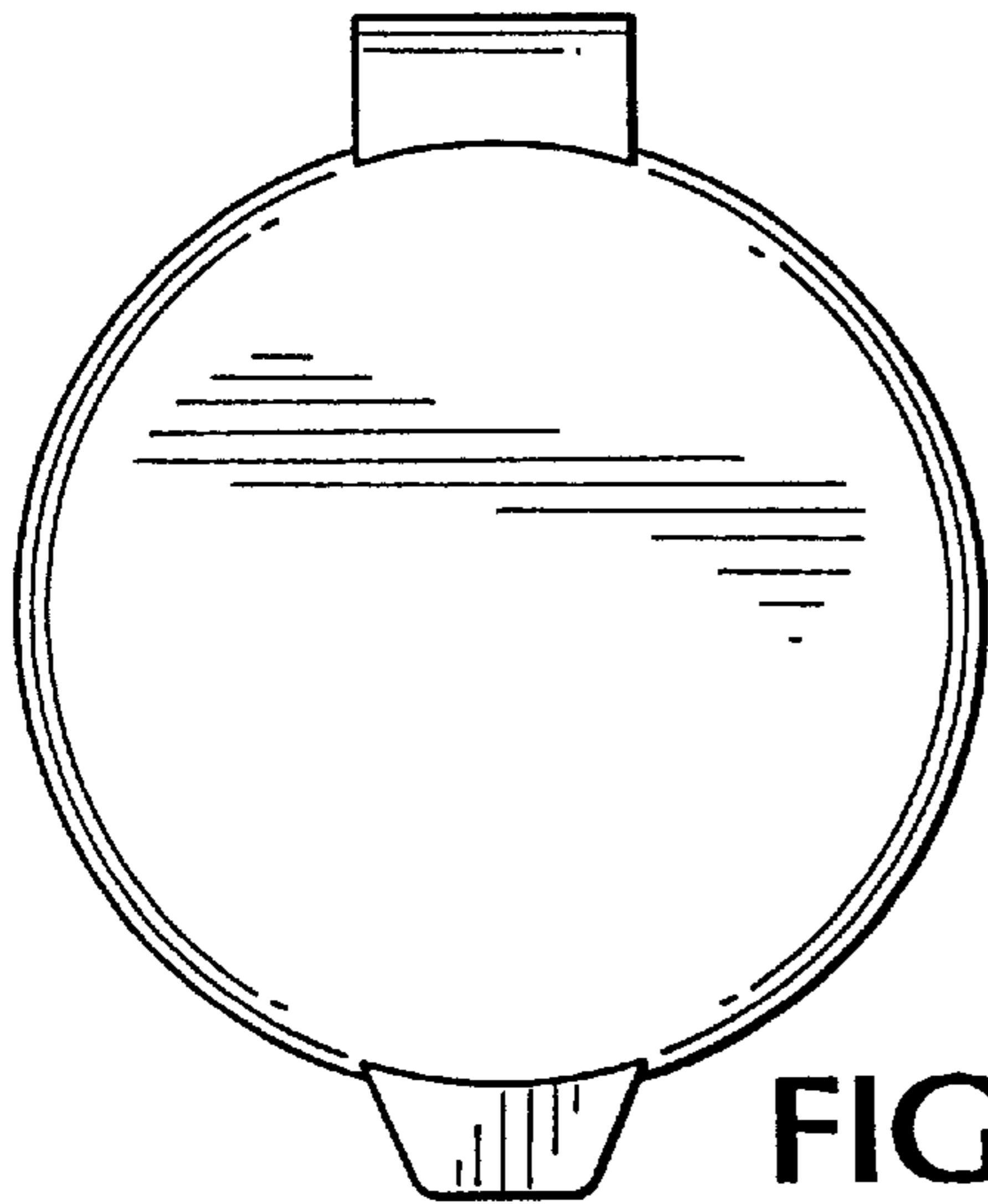


FIG. 2

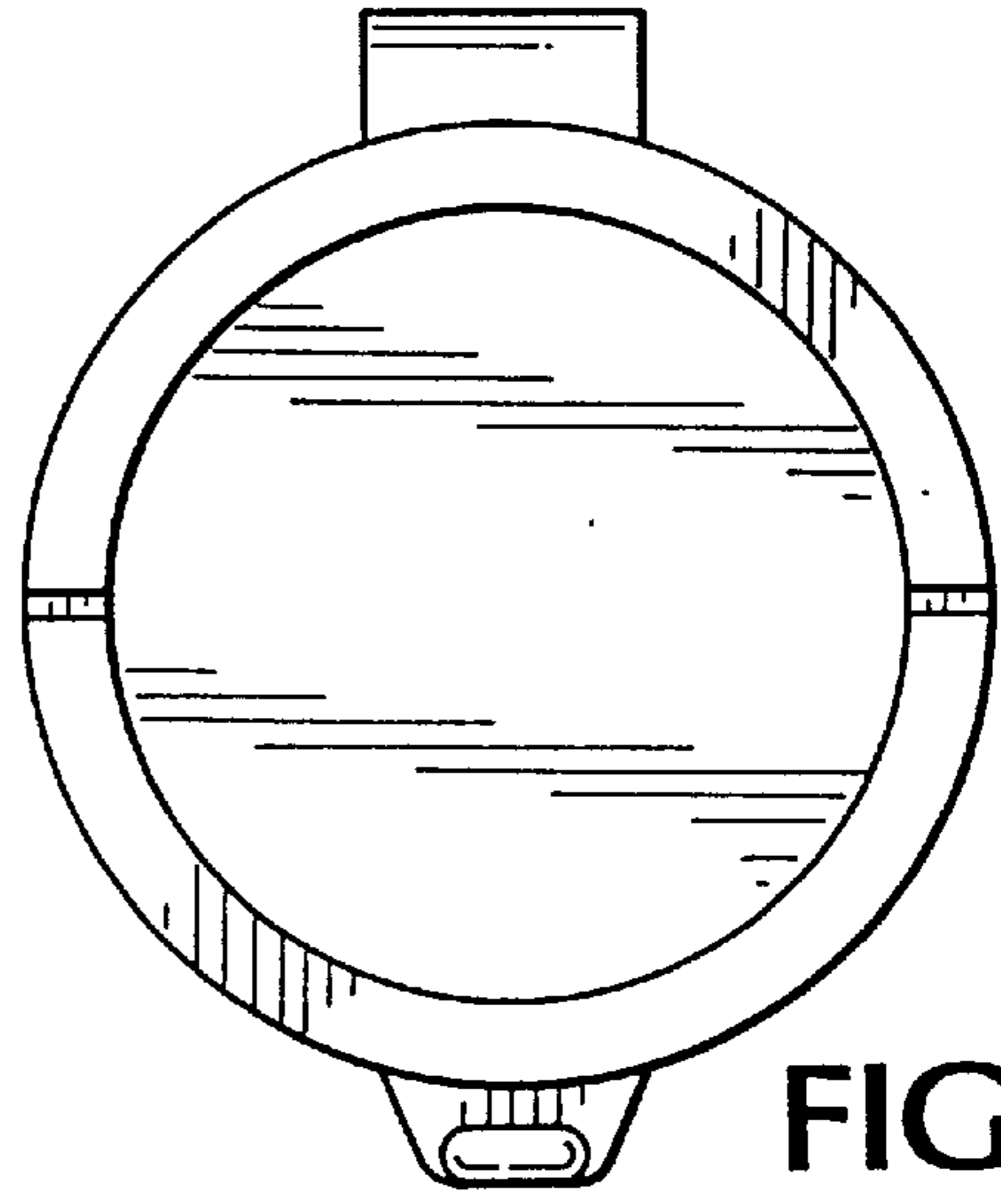


FIG. 3

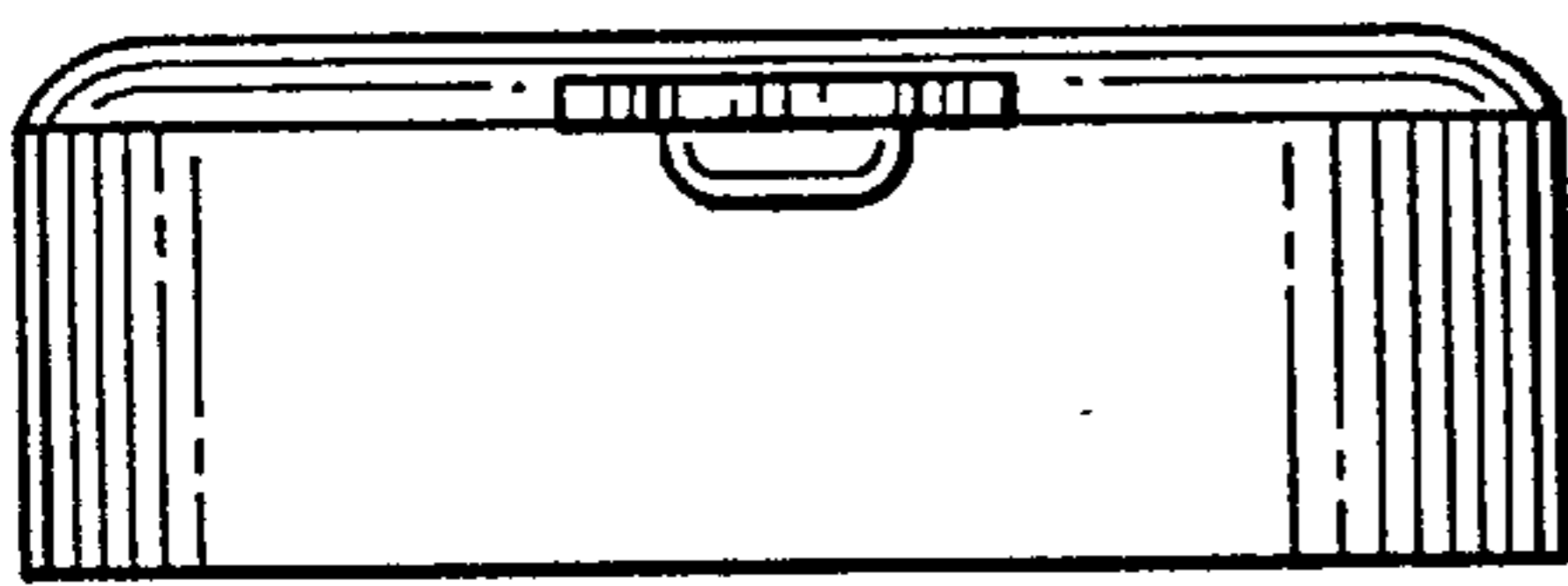


FIG. 4

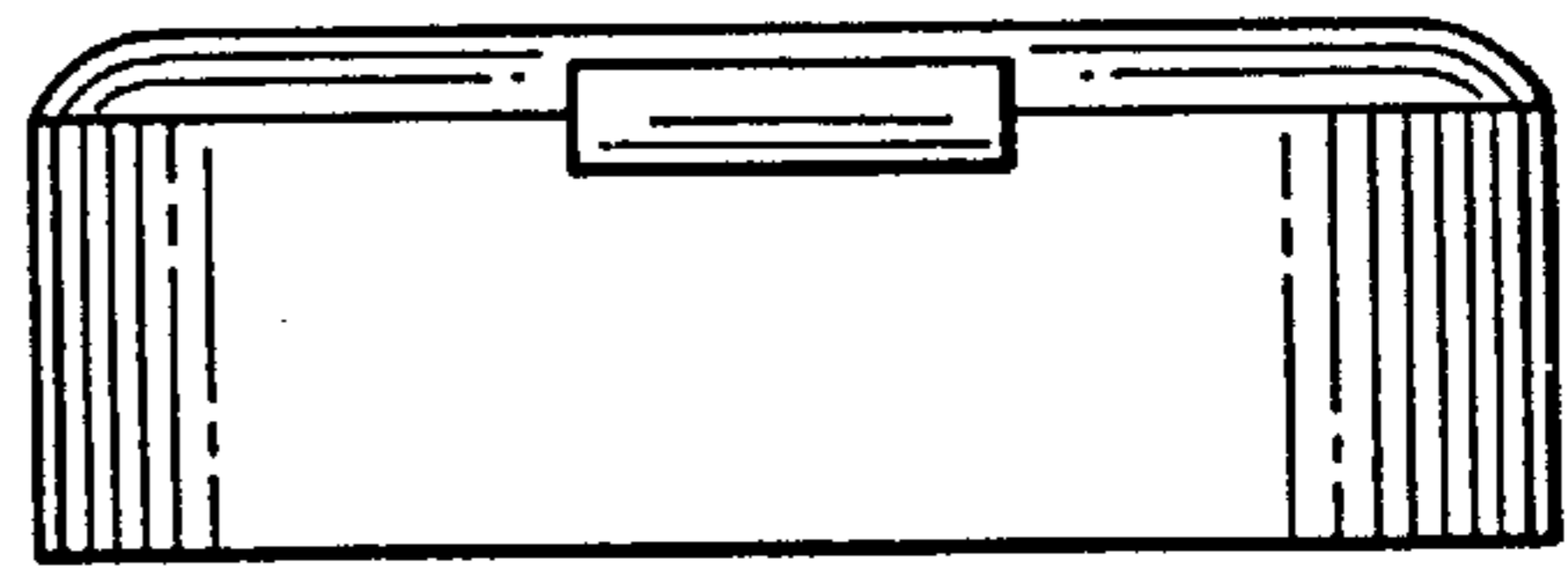


FIG. 5




FIG. 6




FIG. 8




FIG. 7