



US00D397834S

United States Patent [19]

Ho

[11] Patent Number: **Des. 397,834**

[45] Date of Patent: ****Sep. 1, 1998**

[54] **CLOTHESLINE SUPPORTING DEVICE**

3,096,884 7/1963 Leshner 211/119.15

[76] Inventor: **Wai Chau Ho**, Flat C,D & K, 2 Fl.,
Block 3 Golden Dragon Industrial
Centre, 172-180 Tai Lin Pai Road Kwai
Chung, NT Kowloon, Hong Kong

FOREIGN PATENT DOCUMENTS

273062 4/1951 Switzerland 211/119.1

[**] Term: **14 Years**

Primary Examiner—James Gandy
Assistant Examiner—Linda Brooks
Attorney, Agent, or Firm—Young & Thompson

[21] Appl. No.: **28,899**

[57] CLAIM

[22] Filed: **Sep. 26, 1994**

The ornamental design for a clothesline supporting device,
as shown and described.

[30] Foreign Application Priority Data

DESCRIPTION

Mar. 26, 1994 [GB] United Kingdom 2038029

[51] LOC (6) CL. **07-05**

[52] U.S. CL. **D32/60**

[58] Field of Search D8/358; 211/119.01,
211/119.03, 119.04, 119.15, 119.18; D32/60


FIG. 1 is a top, front and side perspective view of a
clothesline supporting device showing my new design;
FIG. 2 is a view thereof as in FIG. 1, but with the device
rotated 90° about a vertical axis;
FIG. 3 is a front perspective view thereof;
FIG. 4 is a top and front perspective view thereof;
FIG. 5 is a side and top perspective view thereof; and,
FIG. 6 is a side and bottom perspective view thereof.

[56] References Cited

U.S. PATENT DOCUMENTS

2,989,267 6/1961 Mehl 211/119.15

1 Claim, 4 Drawing Sheets






FIG. 1




FIG. 2




FIG. 3




FIG. 4

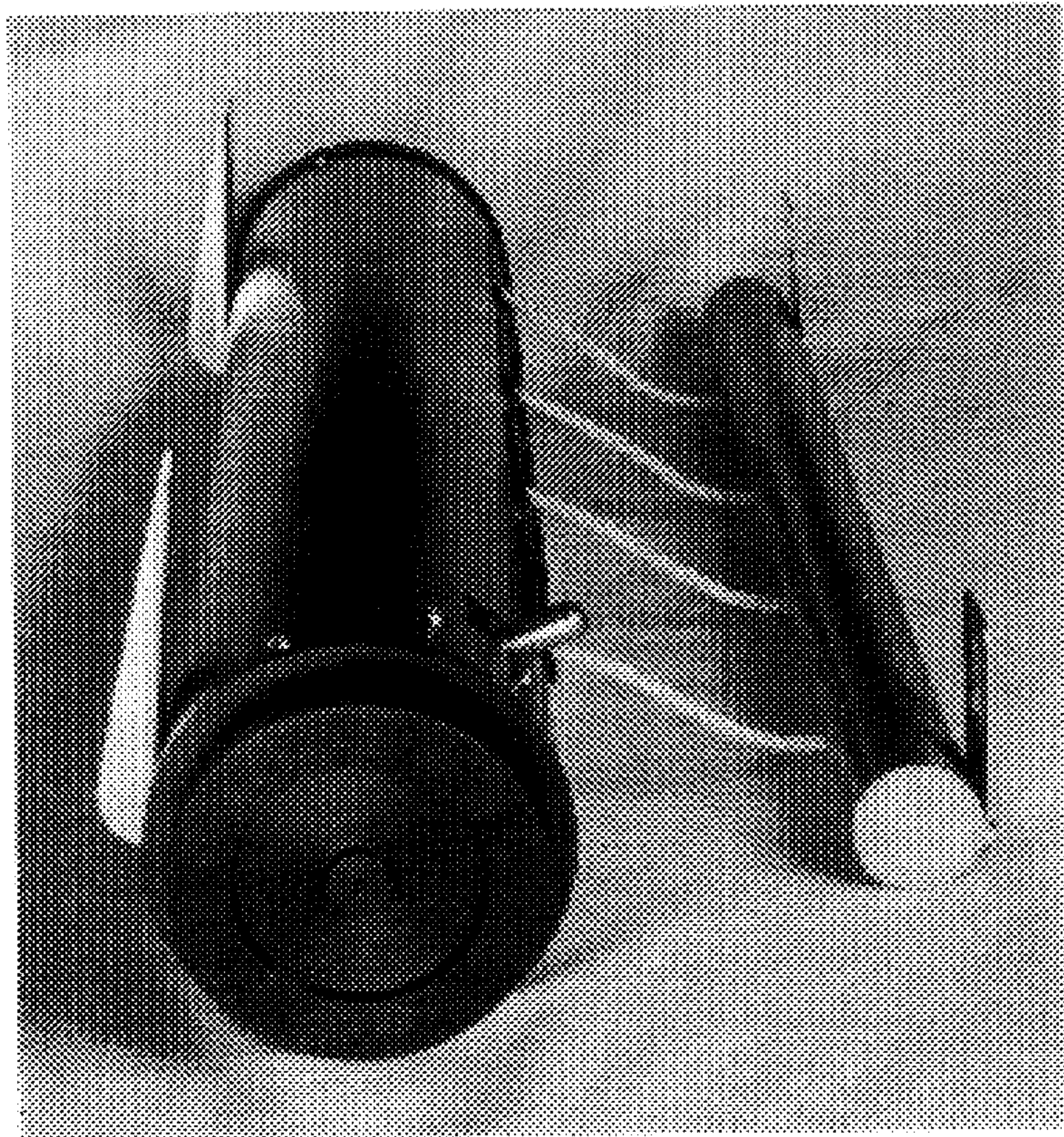


FIG. 5




FIG. 6