

US00D397830S

United States Patent [19] Gray

[11] Patent Number: Des. 397,830
[45] Date of Patent: **Sep. 1, 1998

[54] SAFETY RAZOR AND HANDLE

[75] Inventor: Michael J. Gray, Duxbury, Mass.
[73] Assignee: The Gillette Company, Boston, Mass.
[**] Term: 14 Years

[21] Appl. No.: 45,614
[22] Filed: Oct. 25, 1995

[51] LOC (6) Cl. 28-03
[52] U.S. Cl. D28/48
[58] Field of Search D28/46-48; 30/32,
30/47-51, 85

[56] References Cited

U.S. PATENT DOCUMENTS

D. 224,481	7/1972	Poisson	D28/48
D. 229,876	1/1974	Glaberson	D28/46
D. 260,191	8/1981	Chase et al.	D28/46
D. 260,944	9/1981	Gray	D28/46
D. 261,565	10/1981	Grange	D28/48
D. 269,724	7/1983	Chase et al.	D28/46
D. 270,384	8/1983	Gray	D28/48
D. 271,531	11/1983	Byrne	D28/46
D. 309,355	7/1990	Shurtleff	D28/48
D. 319,893	9/1991	Pittaway	D28/48
D. 325,689	4/1992	Gray	D28/48
D. 345,232	3/1994	Gray	D28/46
D. 345,821	4/1994	Wonderley	D28/48
D. 354,586	1/1995	Grange	D28/46
D. 355,049	1/1995	Yasui	D28/48

FOREIGN PATENT DOCUMENTS

130/94 2/1994 Sweden .
190/94 3/1994 Sweden .

Primary Examiner—Sandra L. Morris
Assistant Examiner—C. Tuttle
Attorney, Agent, or Firm—Charles P. Boukus, Jr.; Edward S. Podszus

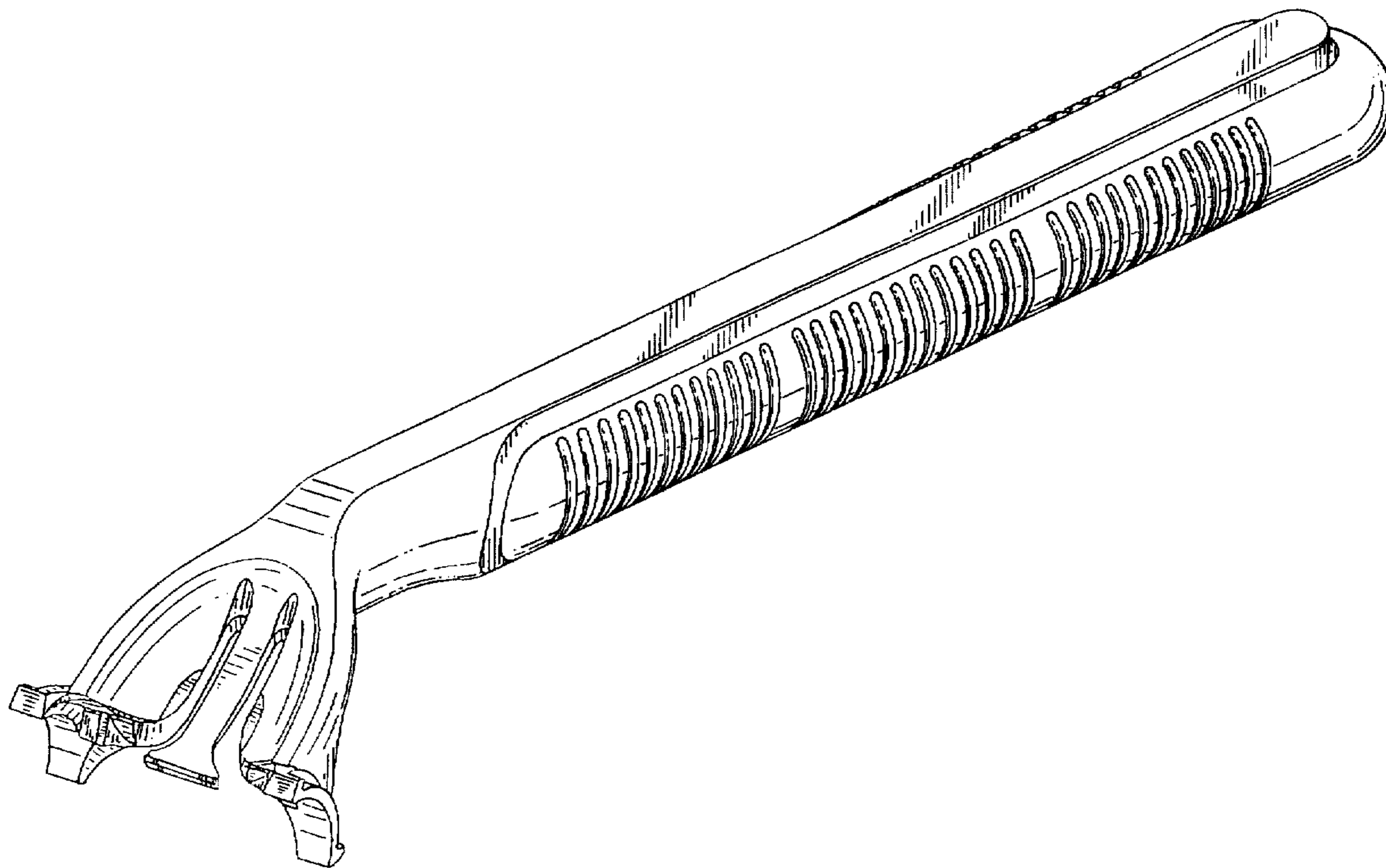
[57] CLAIM

The ornamental design for a safety razor and handle, as shown and described.

DESCRIPTION

FIG. 1 is a perspective view of a safety razor handle showing my new design as seen from the top, rear and right side; FIG. 2 is a rear elevational view shown on a reduced scale; FIG. 3 is a right side elevational view thereof, the opposite left side being a mirror image of the side shown; FIG. 4 is a front elevational view shown on an enlarged scale; FIG. 5 is a top plan view further enlarged with respect to FIG. 4; FIG. 6 is a bottom plan view thereof; and, FIG. 7 is a perspective view similar to FIG. 1, with a blade cartridge shown in phantom. The broken line showing of the razor cartridge in FIG. 7 is for illustrative purposes only and forms no part of the claimed design.

1 Claim, 4 Drawing Sheets



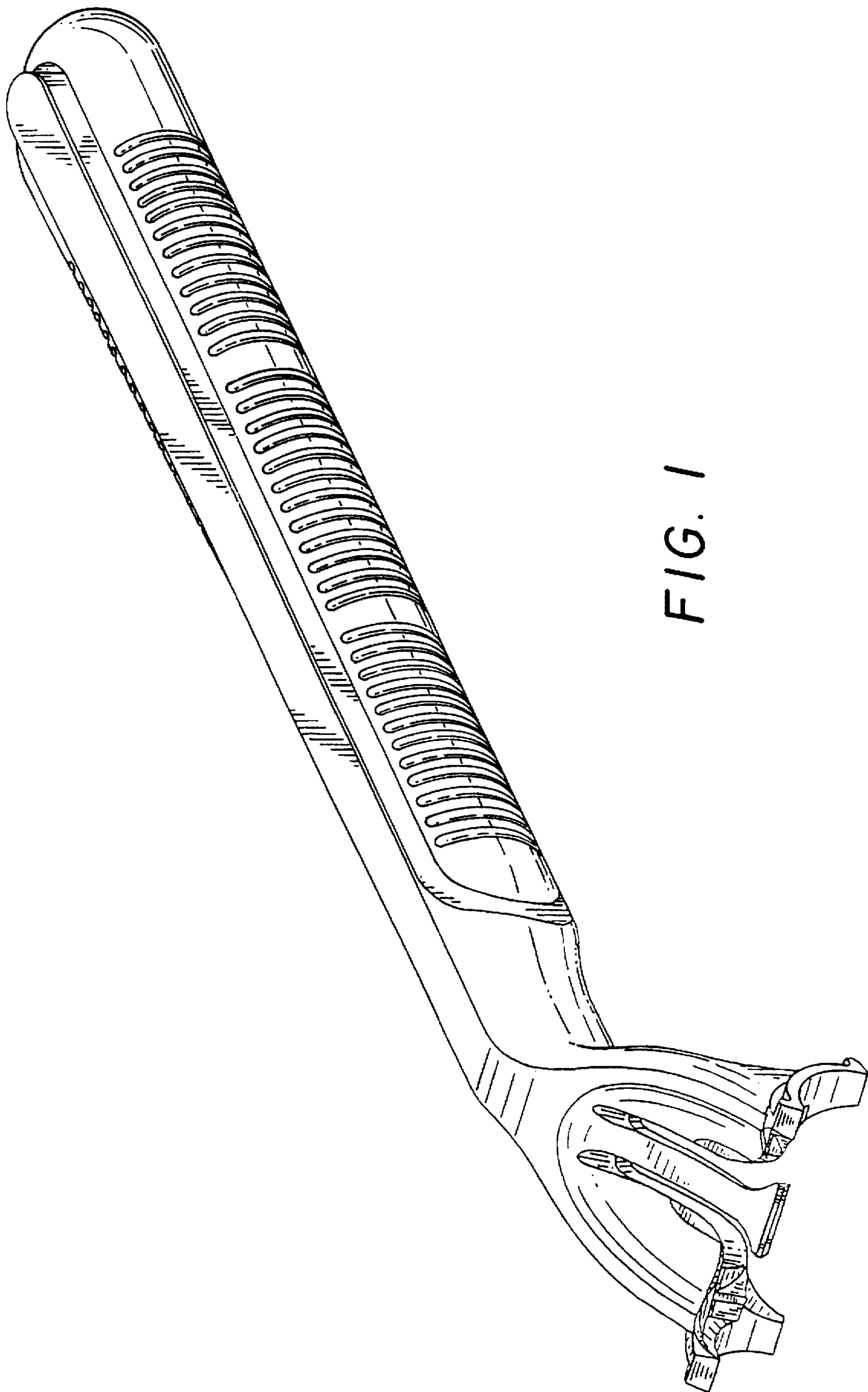


FIG. 1

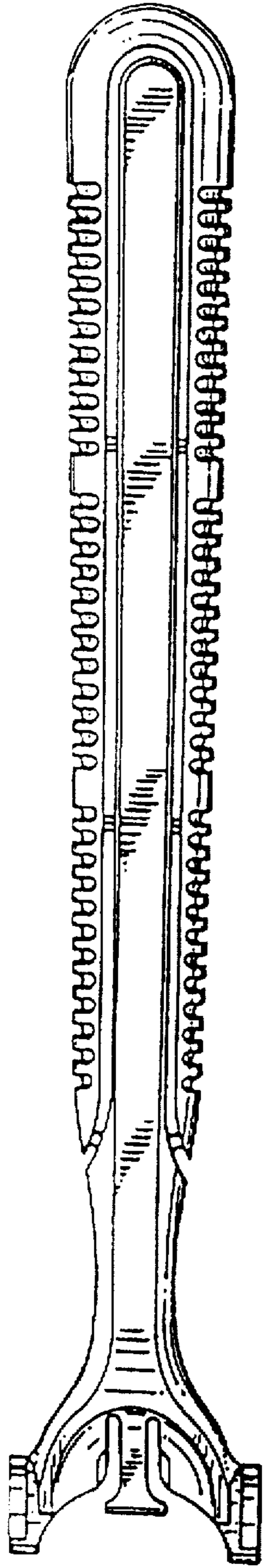


FIG. 2

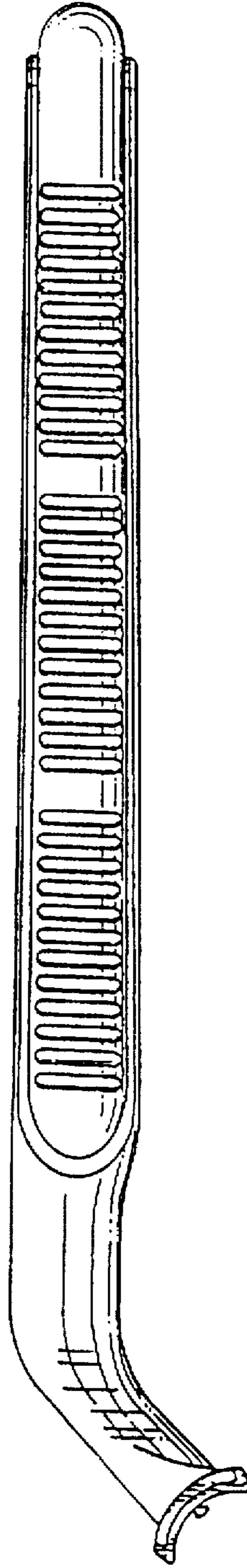


FIG. 3

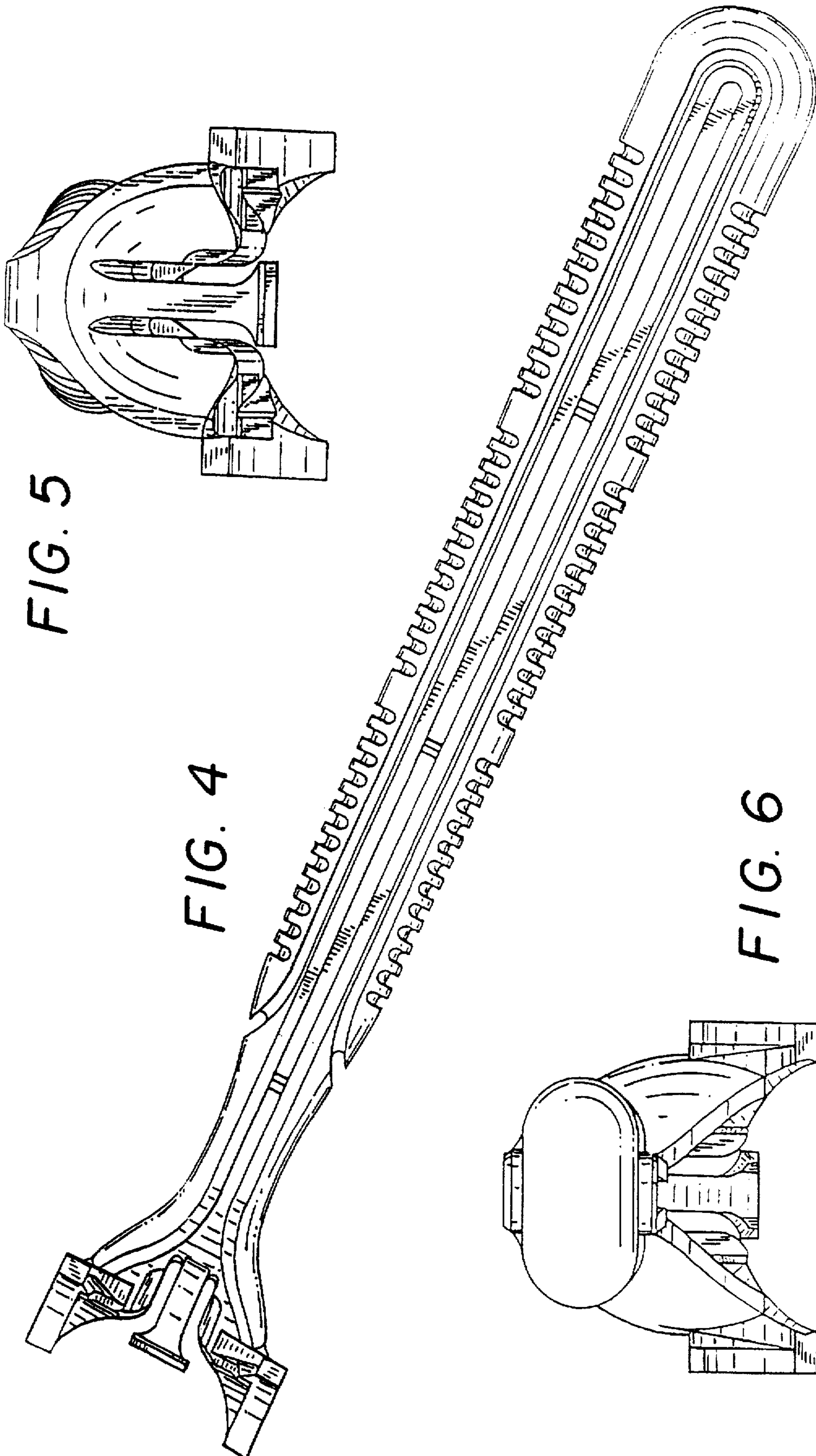


FIG. 5

FIG. 4

FIG. 6

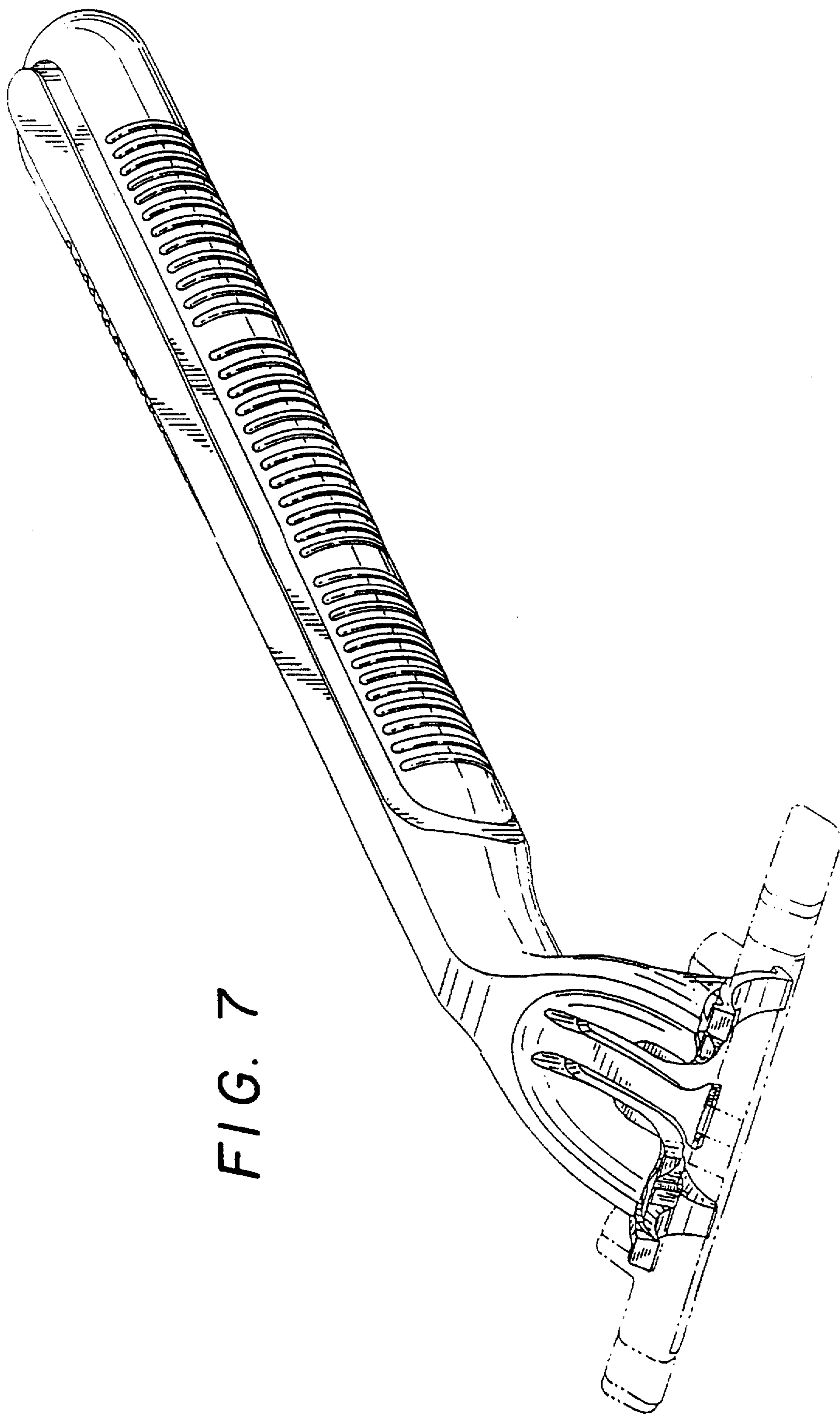


FIG. 7