



US00D397827S

United States Patent [19]
Reveley

[11] **Patent Number:** **Des. 397,827**
[45] **Date of Patent:** ****Sep. 1, 1998**

[54] **COMBINED CIGAR CUTTER AND LETTER OPENER**

[75] **Inventor:** **Aubrey Reveley**, Randallstown, Md.

[73] **Assignee:** **Creative Expressions**, Randallstown, Md.

[**] **Term:** **14 Years**

[21] **Appl. No.:** **71,295**

[22] **Filed:** **May 27, 1997**

[51] **LOC (6) Cl.** **27-06**

[52] **U.S. Cl.** **D27/195; D8/104**

[58] **Field of Search** 30/142, 337, 289,
30/109, 111, 113, 112; 7/160; D8/102, 104;
131/248, 252; D27/195

[56] **References Cited**

U.S. PATENT DOCUMENTS

| | | | | |
|------------|---------|---------|-------|---------|
| D. 333,772 | 3/1993 | Klose | | D8/102 |
| D. 375,576 | 11/1996 | Mesco | | D27/195 |
| D. 380,365 | 7/1997 | Schmidt | | D8/102 |

Primary Examiner—Susan J. Lucas
Assistant Examiner—Jennifer Rivard
Attorney, Agent, or Firm—Nikaido, Marmelstein, Murray & Oram LLP

[57] **CLAIM**

The ornamental design for a combined cigar cutter and letter opener, as shown and described.

DESCRIPTION

FIG. 1 is a front view of the combined cigar cutter and letter opener showing the new design, the rear view appearing the same as the front view;

FIG. 2 is a bottom view of the combined cigar cutter and letter opener;

FIG. 3 is a top view of the combined cigar cutter and letter opener;

FIG. 4 is a left view of the combined cigar cutter and letter opener; and,

FIG. 5 is a right view of the combined cigar cutter and letter opener.

1 Claim, 1 Drawing Sheet

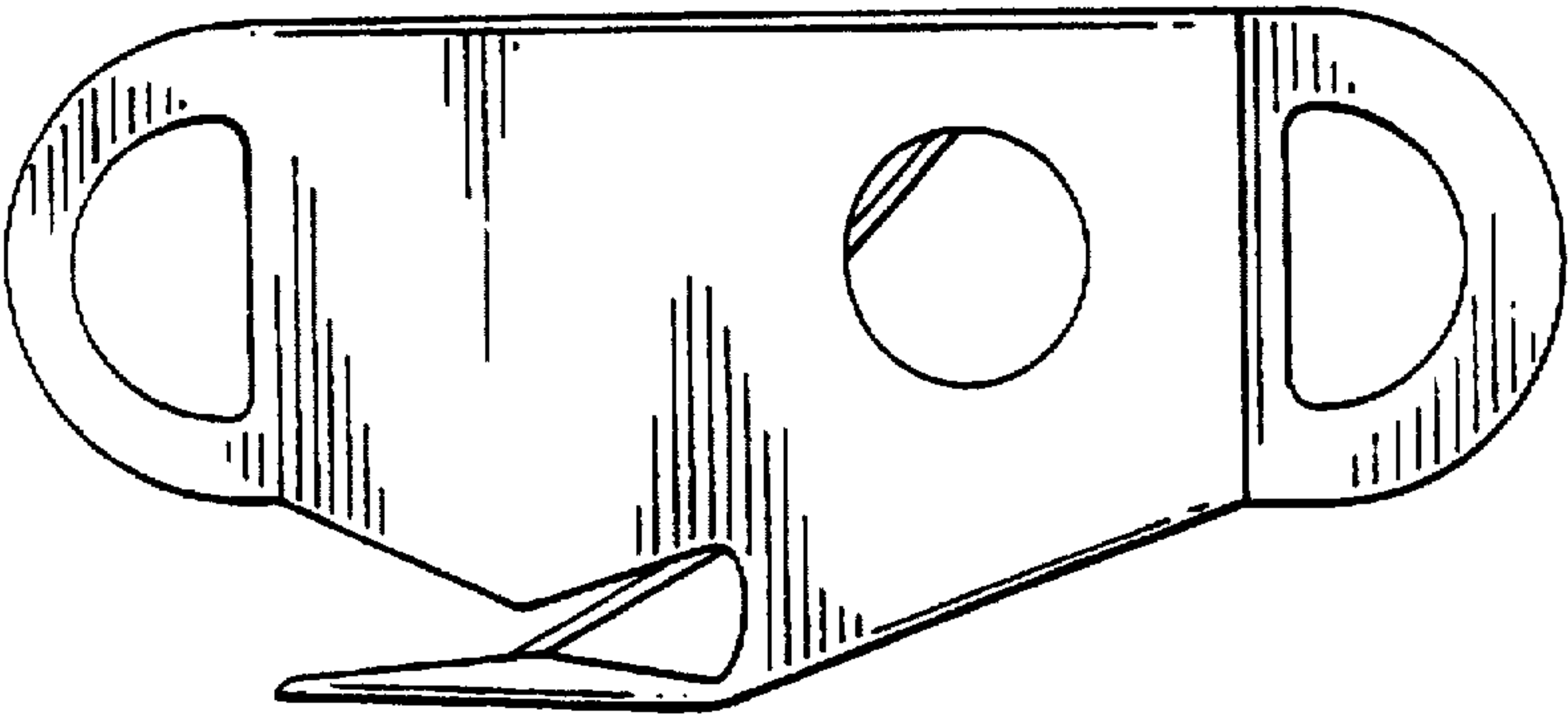


Fig. 1

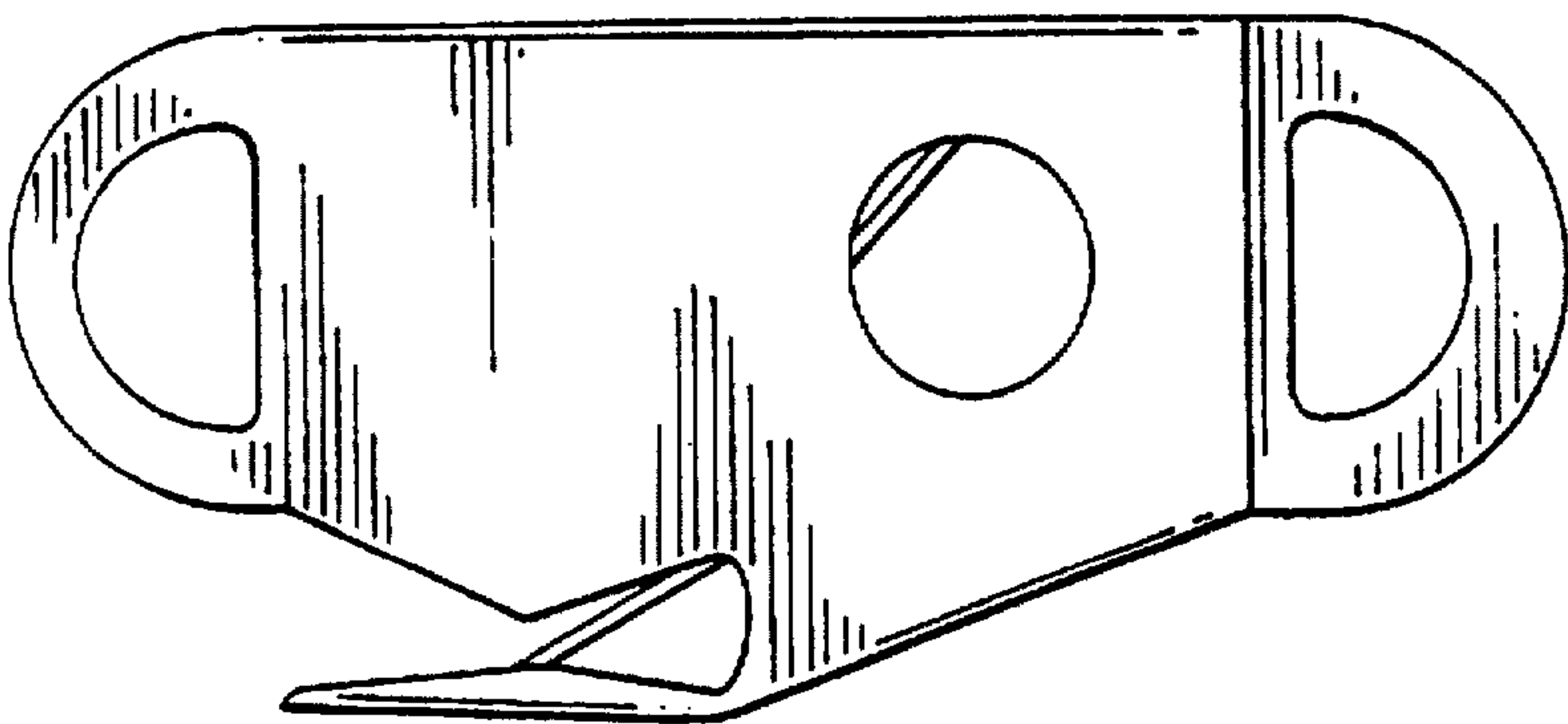


Fig. 2

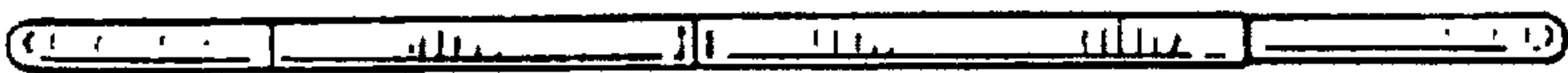


Fig. 3



Fig. 4



Fig. 5

