



US00D397795S

**United States Patent** [19]  
**Roddy**

[11] **Patent Number:** **Des. 397,795**  
[45] **Date of Patent:** **\*\*Sep. 1, 1998**

[54] **X-RAY FILM CASSETTE HOLDER**  
[75] **Inventor:** **Patricia A. Roddy**, Ooltewah, Tenn.  
[73] **Assignee:** **Solo-Sled, LLC**, Chattanooga, Tenn.  
[\*\*] **Term:** **14 Years**  
[21] **Appl. No.:** **73,995**  
[22] **Filed:** **Jul. 22, 1997**  
[51] **LOC (6) Cl.** ..... **24-01**  
[52] **U.S. Cl.** ..... **D24/161**  
[58] **Field of Search** ..... **D24/161; 378/170,**  
**378/177, 178, 167, 141, 205, 181, 182**

4,542,522 9/1985 Blais ..... 378/167

*Primary Examiner*—Stella Reid  
*Attorney, Agent, or Firm*—Alan Ruderman

[57] **CLAIM**

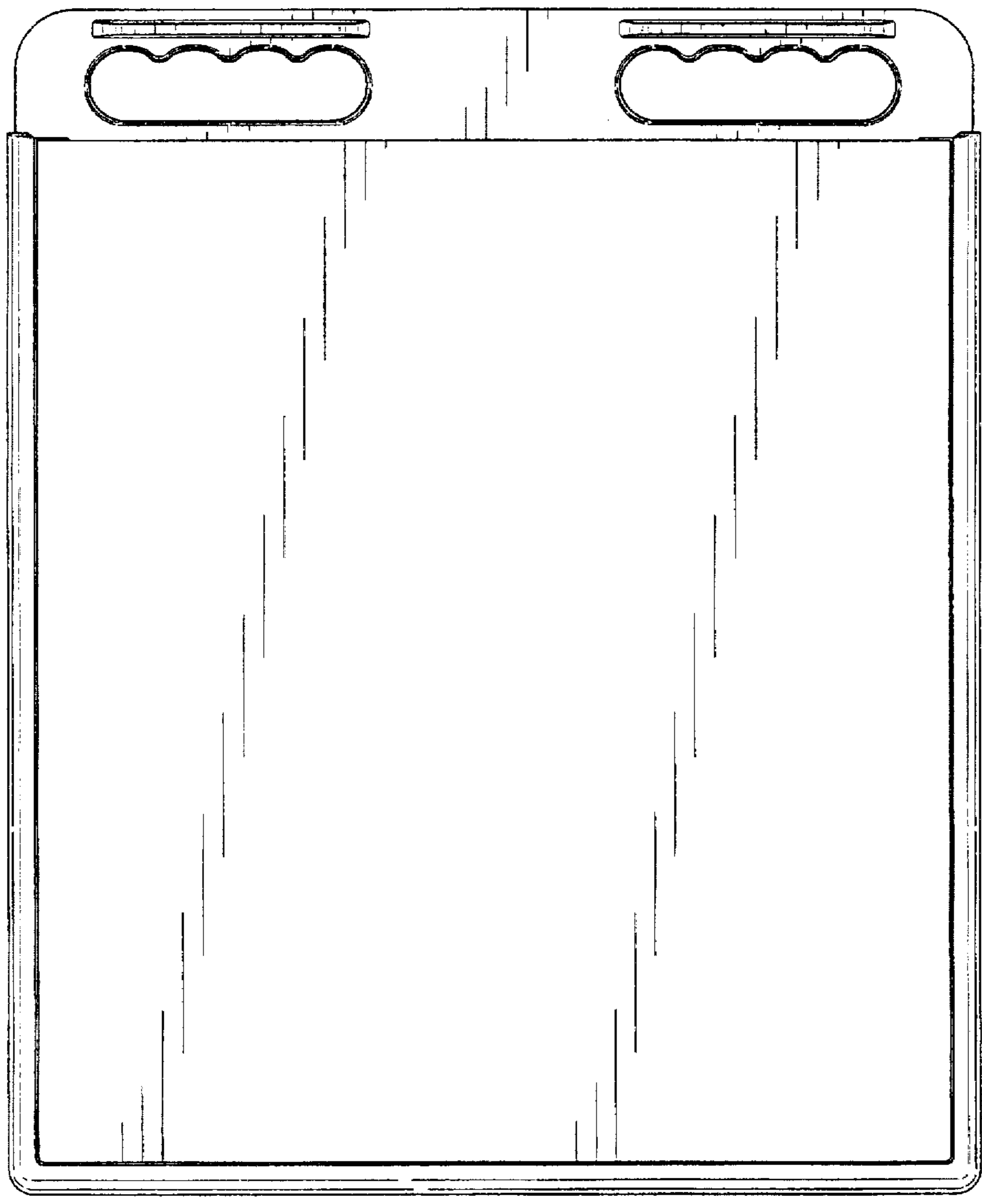
The ornamental design for an x-ray film cassette holder, as shown and described.

**DESCRIPTION**

FIG. 1 is a front elevational view of an x-ray film cassette holder of my new design;  
FIG. 2 is a top plan view thereof;  
FIG. 3 is a rear elevational view thereof;  
FIG. 4 is a bottom plan view thereof;  
FIG. 5 is a first end elevational view thereof, the other end being a mirror image of the first end;  
FIG. 6 is a cross sectional view taken substantially along line 6—6 of FIG. 3; and,  
FIG. 7 is a cross sectional view taken substantially along line 7—7 of FIG. 3.

[56] **References Cited**  
**U.S. PATENT DOCUMENTS**  
D. 241,981 10/1976 Miller ..... D24/161  
D. 276,460 11/1984 Gemmill ..... D24/161  
3,916,207 10/1975 Reed ..... 378/174  
4,455,671 6/1984 Farrar ..... 378/170  
4,538,293 8/1985 Cutter ..... 378/184

**1 Claim, 3 Drawing Sheets**



*FIG. 2*



*FIG. 1*

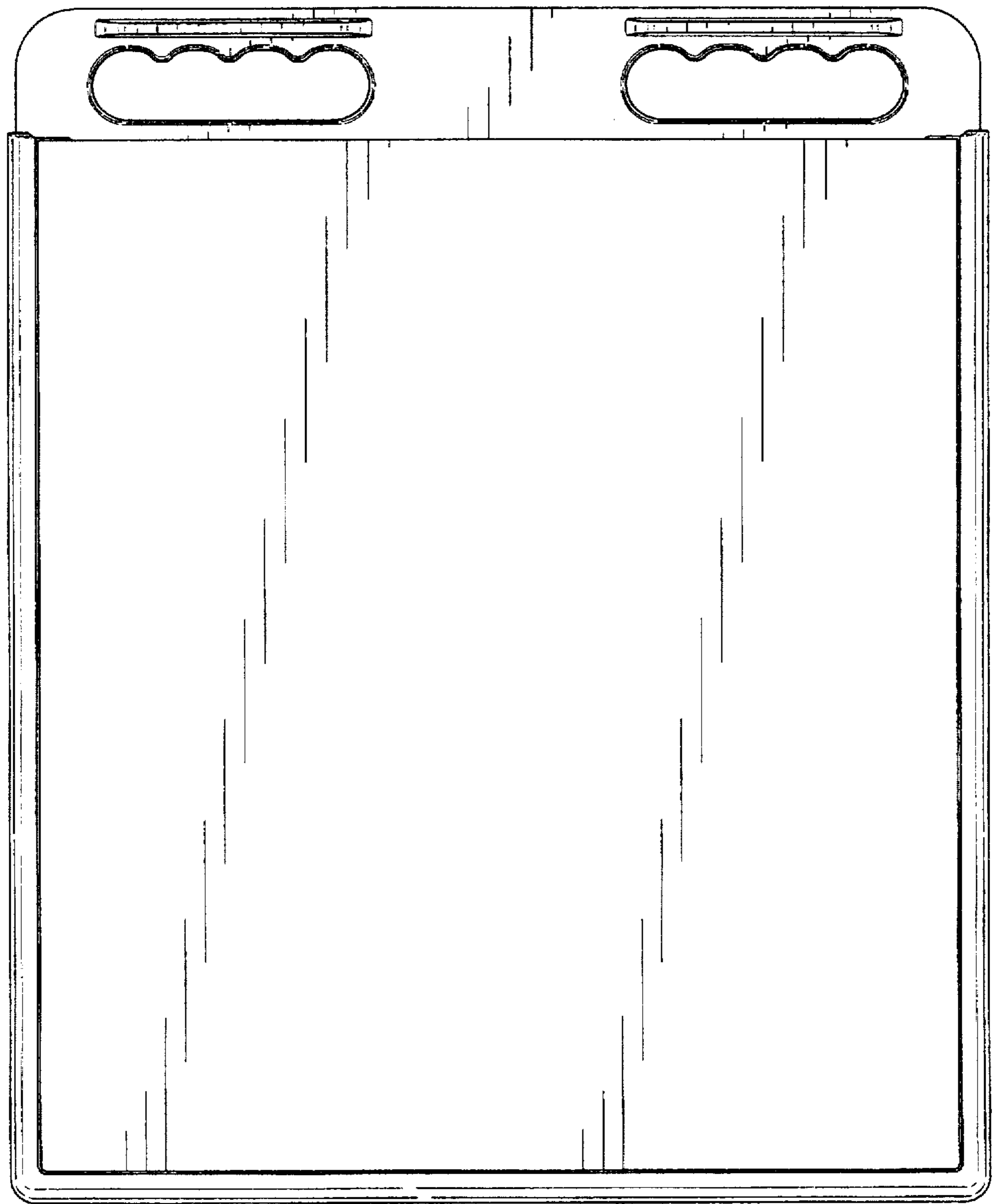


FIG.3

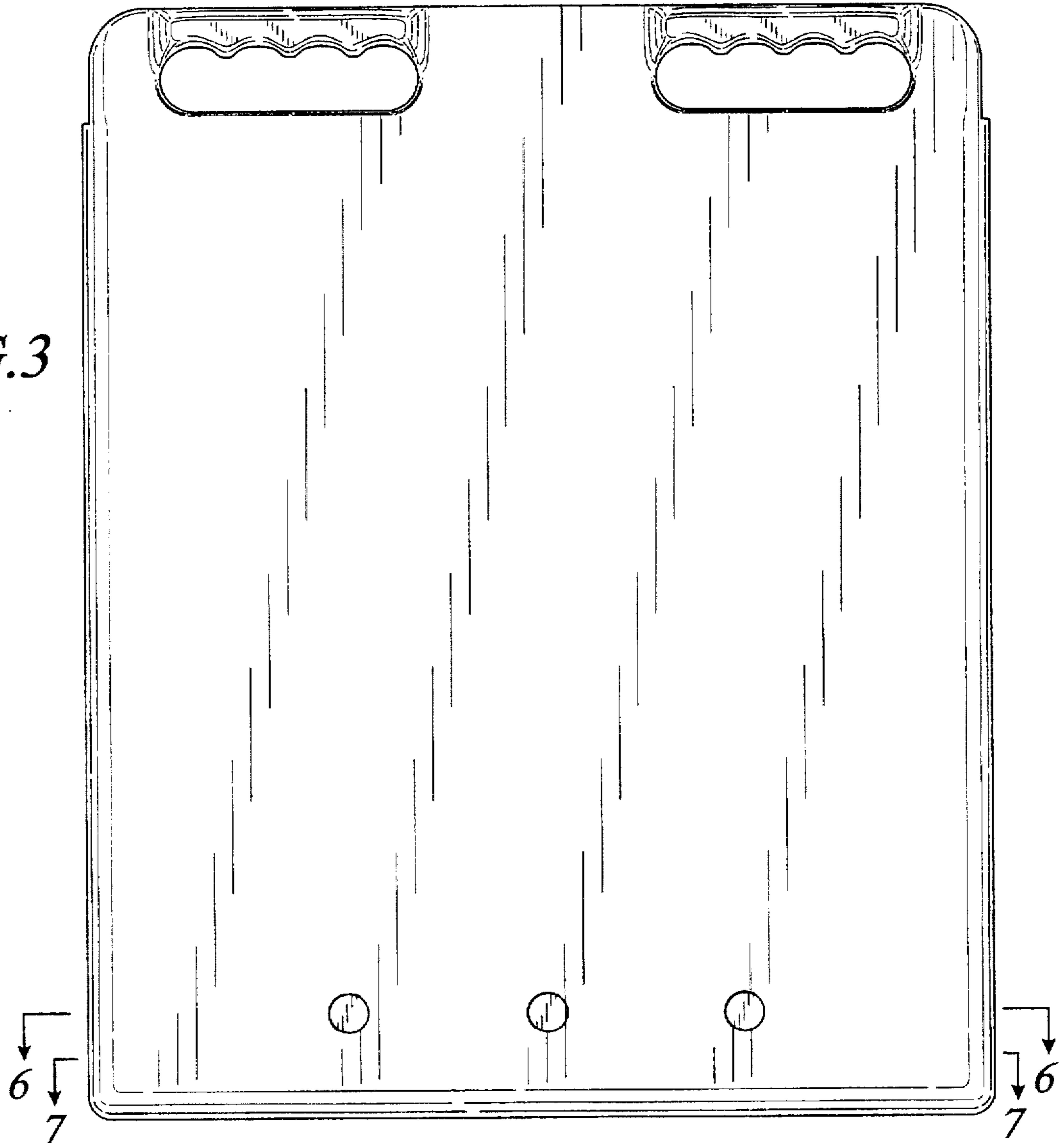

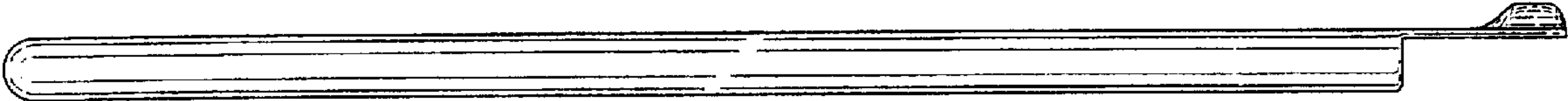


FIG.4





*FIG. 5*



*FIG. 6*



*FIG. 7*