



US00D397781S

United States Patent [19]
Tsuji

[11] **Patent Number:** **Des. 397,781**
[45] **Date of Patent:** ****Sep. 1, 1998**

[54] **BLADE MEDALLION FOR A CEILING FAN**

[75] **Inventor:** **Masao Tsuji**, Germantown, Tenn.

[73] **Assignee:** **Hunter Fan Company**, Memphis, Tenn.

[**] **Term:** **14 Years**

[21] **Appl. No.:** **74,527**

[22] **Filed:** **Aug. 5, 1997**

Related U.S. Application Data

[62] Division of Ser. No. 58,276, Aug. 9, 1996, Pat. No. Des. 389,568.

[51] **LOC (6) Cl.** **23-04**

[52] **U.S. Cl.** **D23/411; D23/385**

[58] **Field of Search** **D23/411, 377, D23/379, 385, 413; 416/5, 210 R; 392/364; D11/45**

[56] **References Cited**

U.S. PATENT DOCUMENTS

D. 345,205	3/1994	DiPasquale	D23/377
D. 349,337	8/1994	Tsuji	D23/377
D. 358,878	5/1995	Tsuji	D23/377
D. 383,529	9/1997	Tsuji	D23/377

OTHER PUBLICATIONS

Hunter Fan Co. Cat., p. 49, Ceiling Fan (A), top left side of page.

Winnower Fan Co. Inc. Cat, p. 5. Ceiling Fan Blade Medallion (B).

Primary Examiner—Lisa Lichtenstein

Attorney, Agent, or Firm—Baker, Donelson, Bearman & Caldwell

[57] **CLAIM**

The ornamental design for a blade medallion for a ceiling fan, as shown and described.

DESCRIPTION

FIG. 1 is a perspective view of a blade medallion for a ceiling fan showing my new design, the broken lines being illustrative of environmental structure only and forming no part of the claimed design;

FIG. 2 is an enlarged perspective view of the blade medallion for a ceiling fan shown in FIG. 1;

FIG. 3 is an enlarged top view thereof;


FIG. 4 is an enlarged right-side view thereof, with the left-side view being a mirror image thereof;

FIG. 5 is an enlarged bottom view thereof;

FIG. 6 is an enlarged front view thereof; and,

FIG. 7 is an enlarged rear view thereof.

1 Claim, 4 Drawing Sheets






FIG 1

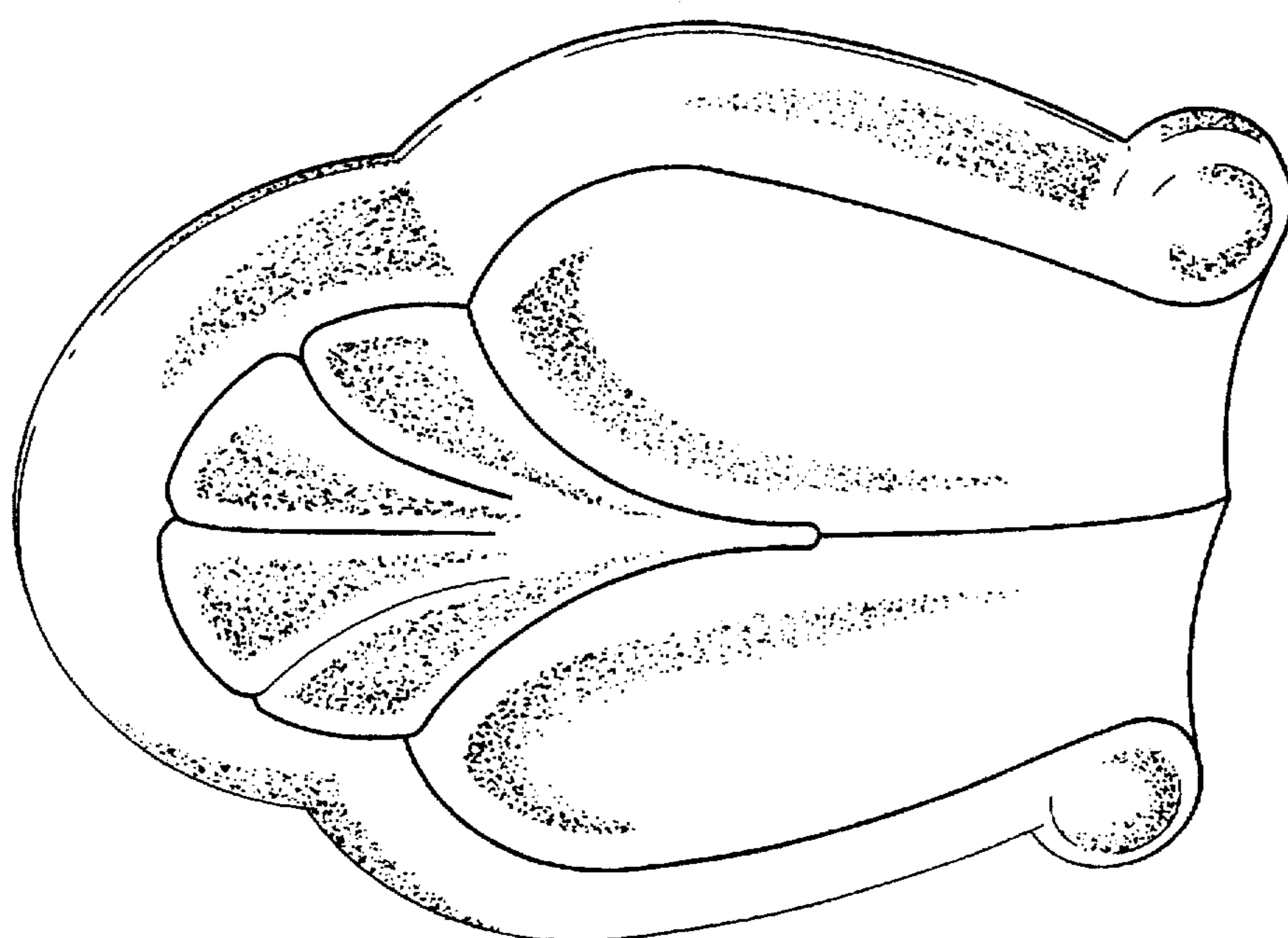


FIG 2

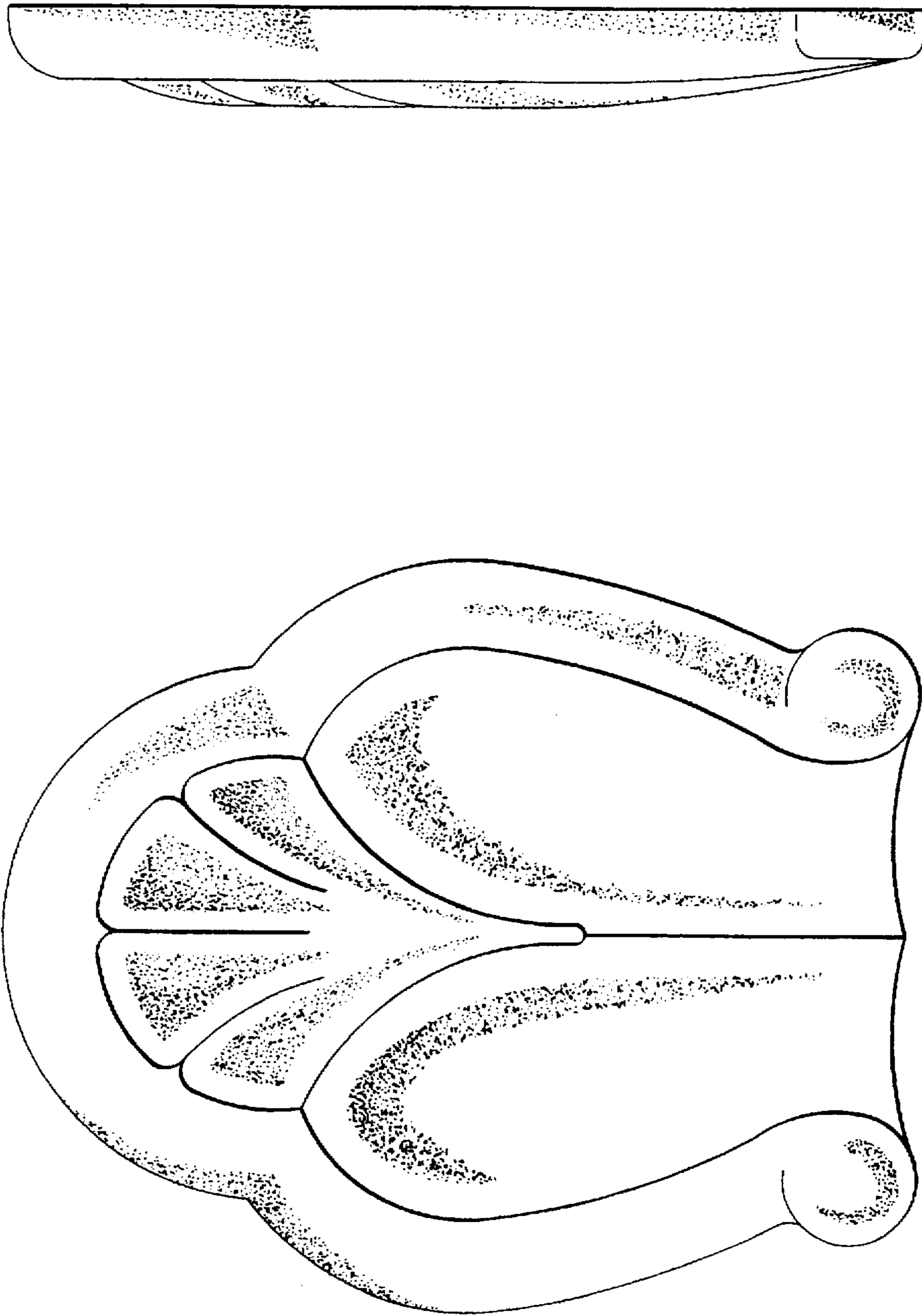


FIG 3

FIG 4

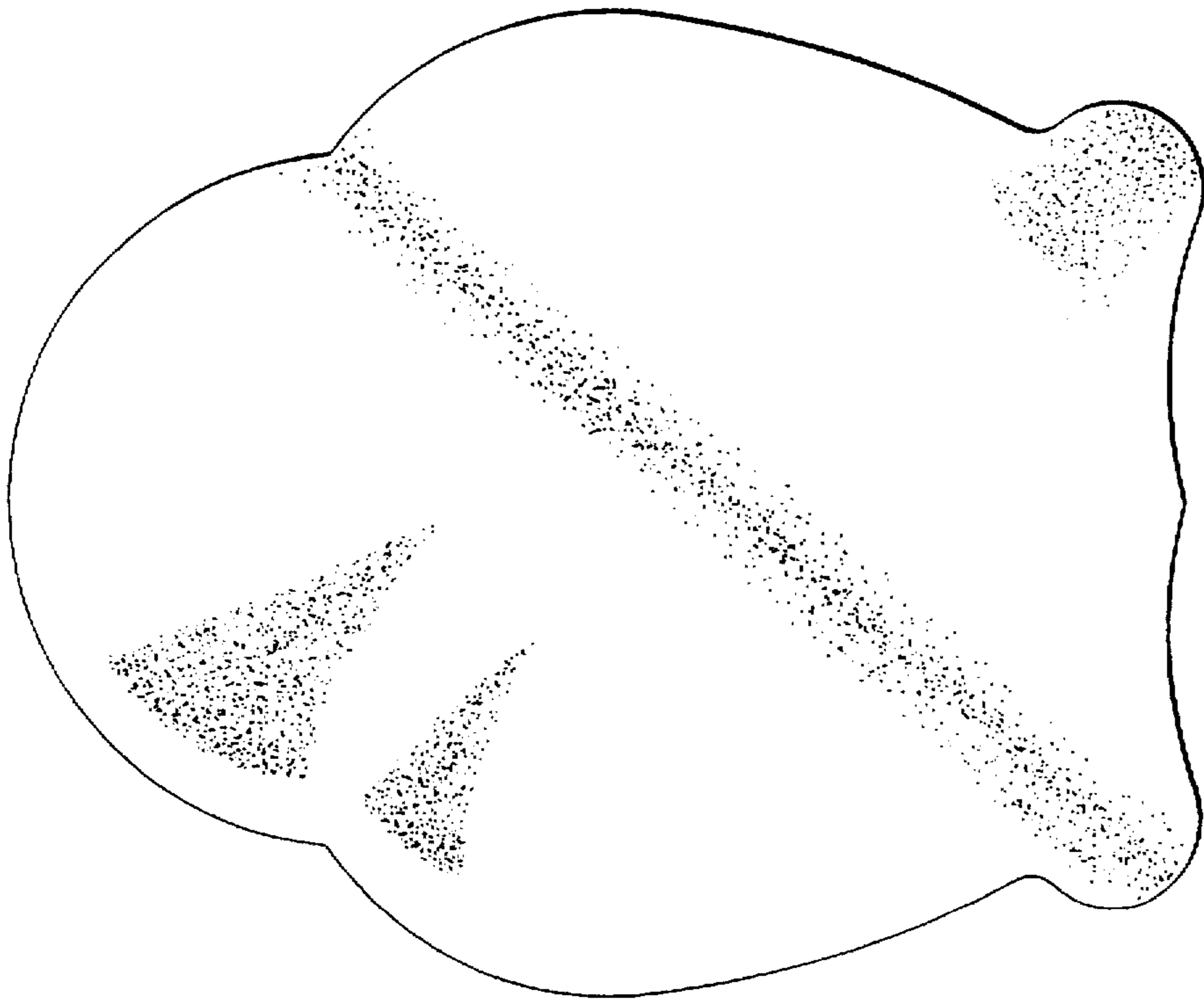


FIG 5

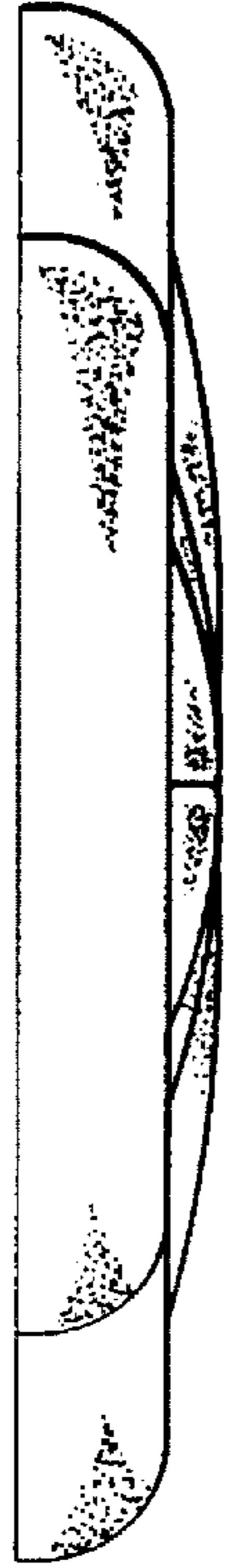


FIG 6



FIG 7