



US00D397777S

United States Patent [19]

[11] Patent Number: Des. 397,777

Mack, Jr.

[45] Date of Patent: **Sep. 1, 1998

[54] **COMBINED FILTER AND COVER UNIT FOR AN AIR CONDITIONER**

Primary Examiner—Lisa Lichtenstein

[76] Inventor: **Robert Mack, Jr.**, 5472 Quari St., Denver, Colo. 80239

[57] **CLAIM**

The ornamental design for a combined filter and cover unit for an air conditioner, as shown.

[**] Term: **14 Years**

DESCRIPTION

[21] Appl. No.: **69,806**

FIG. 1 is a front plan view of the combined filter and cover unit for an air conditioner of the present invention;

[22] Filed: **Apr. 17, 1997**

FIG. 2 is a back plan view of the combined filter and cover unit for an air conditioner of FIG. 1;

[51] **LOC (6) Cl.** **23-04**

[52] **U.S. Cl.** **D23/354; D23/351; D23/365**

FIG. 3 is a left side plan view of the combined filter and cover unit for an air conditioner of FIG. 1;

[58] **Field of Search** **D23/351-353, D23/354, 365; 55/495, DIG. 6**

FIG. 4 is a right side plan view of the combined filter and cover unit for an air conditioner of FIG. 1;

[56] **References Cited**




FIG. 5 is a top plan view of the combined filter and cover unit for an air conditioner of FIG. 1; and,

U.S. PATENT DOCUMENTS

FIG. 6 is a bottom plan view of the combined filter and cover unit for an air conditioner of FIG. 1.

3,006,498	10/1961	Thiede et al.	D23/354
3,034,772	5/1962	Schulz	55/495
5,464,461	11/1995	Whitson et al.	55/505

1 Claim, 3 Drawing Sheets






Fig. 1

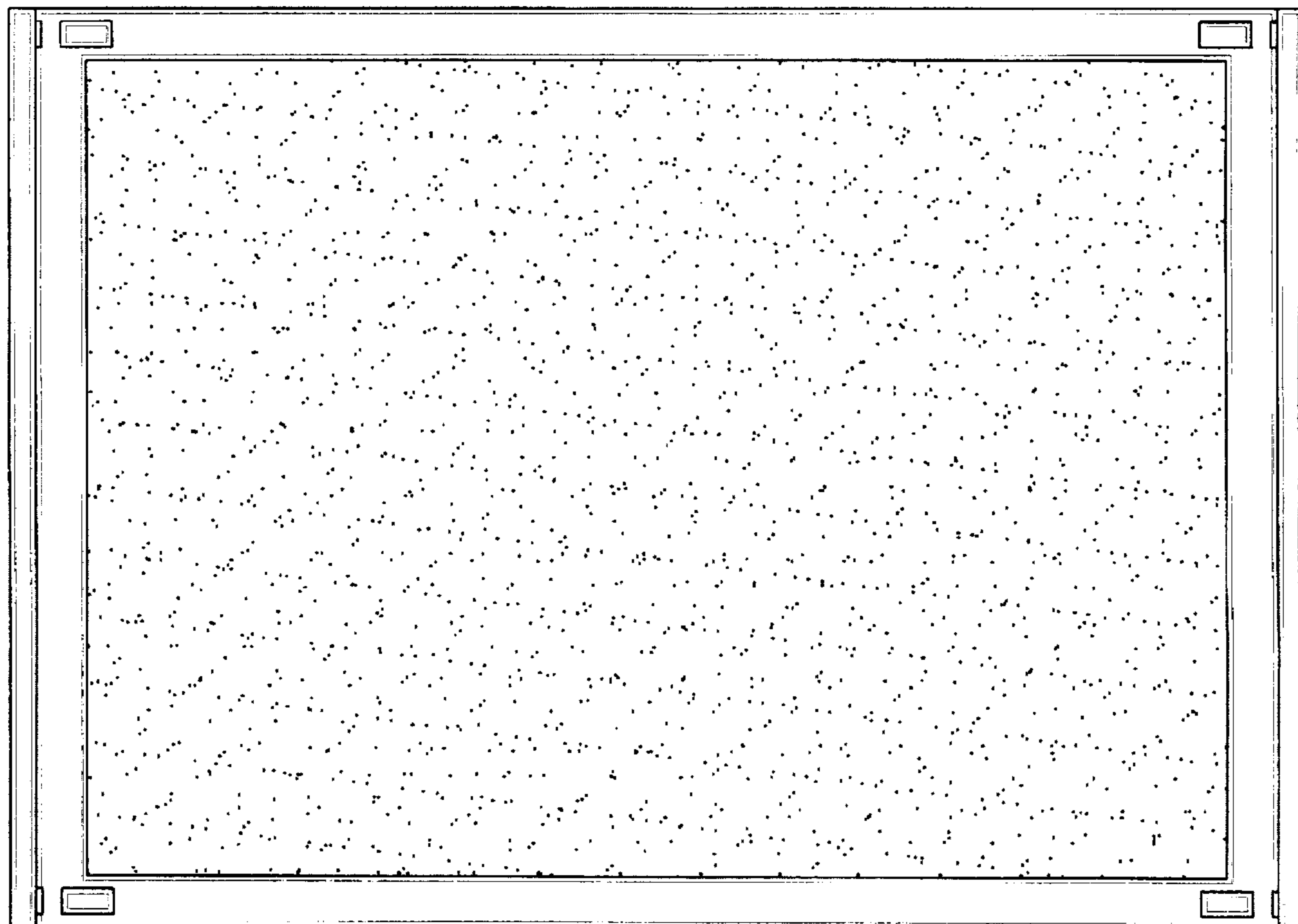


Fig. 2




Fig. 3




Fig. 4




Fig. 5




Fig. 6