



US00D397776S

United States Patent [19]
Heger

[11] **Patent Number:** **Des. 397,776**
[45] **Date of Patent:** ****Sep. 1, 1998**

[54] **OVEN HOUSING**

[75] **Inventor:** **Niels-Erik Heger, Jessheim, Norway**

[73] **Assignee:** **Jotul ASA, Fredrikstad, Norway**

[**] **Term:** **14 Years**

[21] **Appl. No.:** **75,107**

[22] **Filed:** **Aug. 15, 1997**

[51] **LOC (6) Cl.** **23-03**

[52] **U.S. Cl.** **D23/347; D23/343; D23/346**

[58] **Field of Search** **D23/342-344, D23/346, 350, 347; 126/60, 65**

[56] **References Cited**

U.S. PATENT DOCUMENTS

D. 170,488	9/1953	Wilson	D23/342
D. 276,457	11/1984	Heger	D23/343
D. 382,337	8/1997	Smith et al.	D23/343

Primary Examiner—Lisa Lichtenstein
Attorney, Agent, or Firm—Young & Thompson

[57] **CLAIM**

The ornamental design for an oven housing, as shown and described.

DESCRIPTION

FIG. 1 is a front perspective view of the oven housing embodying my new, original and ornamental design;

FIG. 2 is a rear perspective view from one side of the oven housing;



FIG. 3 is a rear perspective view from the oven housing;

FIG. 4 is a side view from one side of the oven housing, the opposite side being substantially a mirror image of that shown except for the handle and the hinges;

FIG. 5 is a view from below of the oven housing; and,

FIG. 6 is an enlarged top view of the oven housing.

1 Claim, 6 Drawing Sheets






FIG. 1



FIG. 2




FIG. 3




FIG. 4




FIG. 5



FIG. 6