



US00D397765S

United States Patent [19]

Wintering

[11] Patent Number: **Des. 397,765**

[45] Date of Patent: ****Sep. 1, 1998**

[54] MISTING APPARATUS

[75] Inventor: **Gary Wintering**, Tempe, Ariz.

[73] Assignee: **Arizona Mist, Inc.**, Tempe, Ariz.

[**] Term: **14 Years**

[21] Appl. No.: **75,509**

[22] Filed: **Aug. 19, 1997**

[51] LOC (6) Cl. **23-01**

[52] U.S. Cl. **D23/214; D23/266**

[58] Field of Search **D23/213-215, D23/266; 239/2.1, 280, 530, 532, 276**

[56] **References Cited**

U.S. PATENT DOCUMENTS

D. 307,047	4/1990	Watson	D23/266
D. 365,141	12/1995	Palestrant	D23/213
1,716,305	6/1929	Dillman	D23/214
2,210,180	8/1940	Richardson	D23/214
2,631,062	3/1953	Tiedemann et al.	239/276

2,852,307	9/1958	Clark	239/276
2,999,644	9/1961	Nobinger	239/229
5,261,607	11/1993	Rosenberg	239/276

Primary Examiner—Alan P. Douglas
Assistant Examiner—Robin V. Taylor
Attorney, Agent, or Firm—Meschkow & Gresham, P.L.C.;
Jordan M. Meschkow; Lowell W. Gresham

[57] **CLAIM**

The ornamental design for a misting apparatus, as shown and described.

DESCRIPTION

FIG. 1 is a front perspective view of a misting apparatus, showing my new design therefor;
FIG. 2 is a frontal view therefor;
FIG. 3 is a rear view therefor;
FIG. 4 is a side view therefor, showing the left side;
FIG. 5 is a side view therefor, showing the right side;
FIG. 6 is a top plan view therefor; and,
FIG. 7 is a bottom plan view therefor.

1 Claim, 2 Drawing Sheets




FIG. 1




FIG. 2

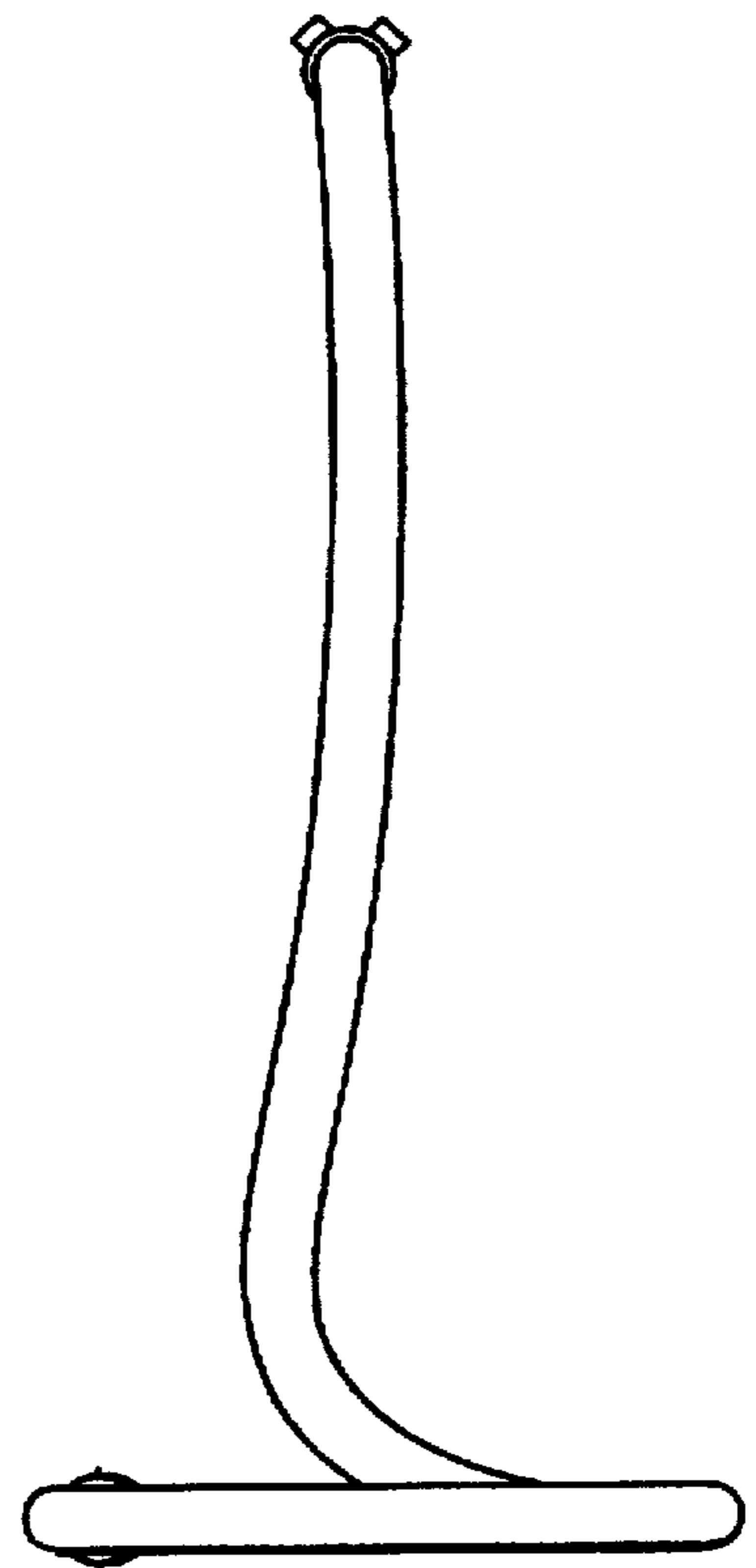


FIG. 3




FIG. 4




FIG. 5

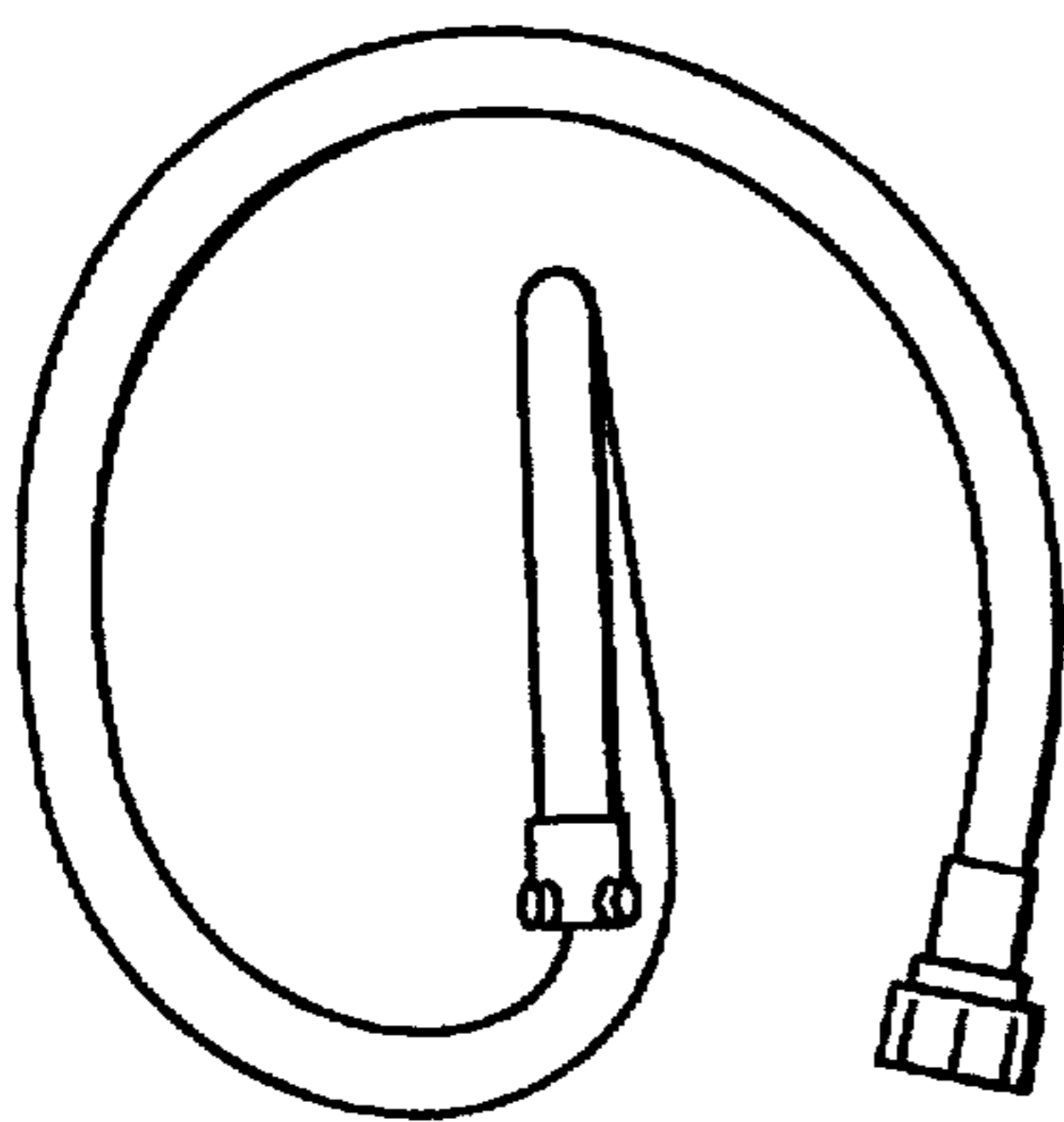


FIG. 6

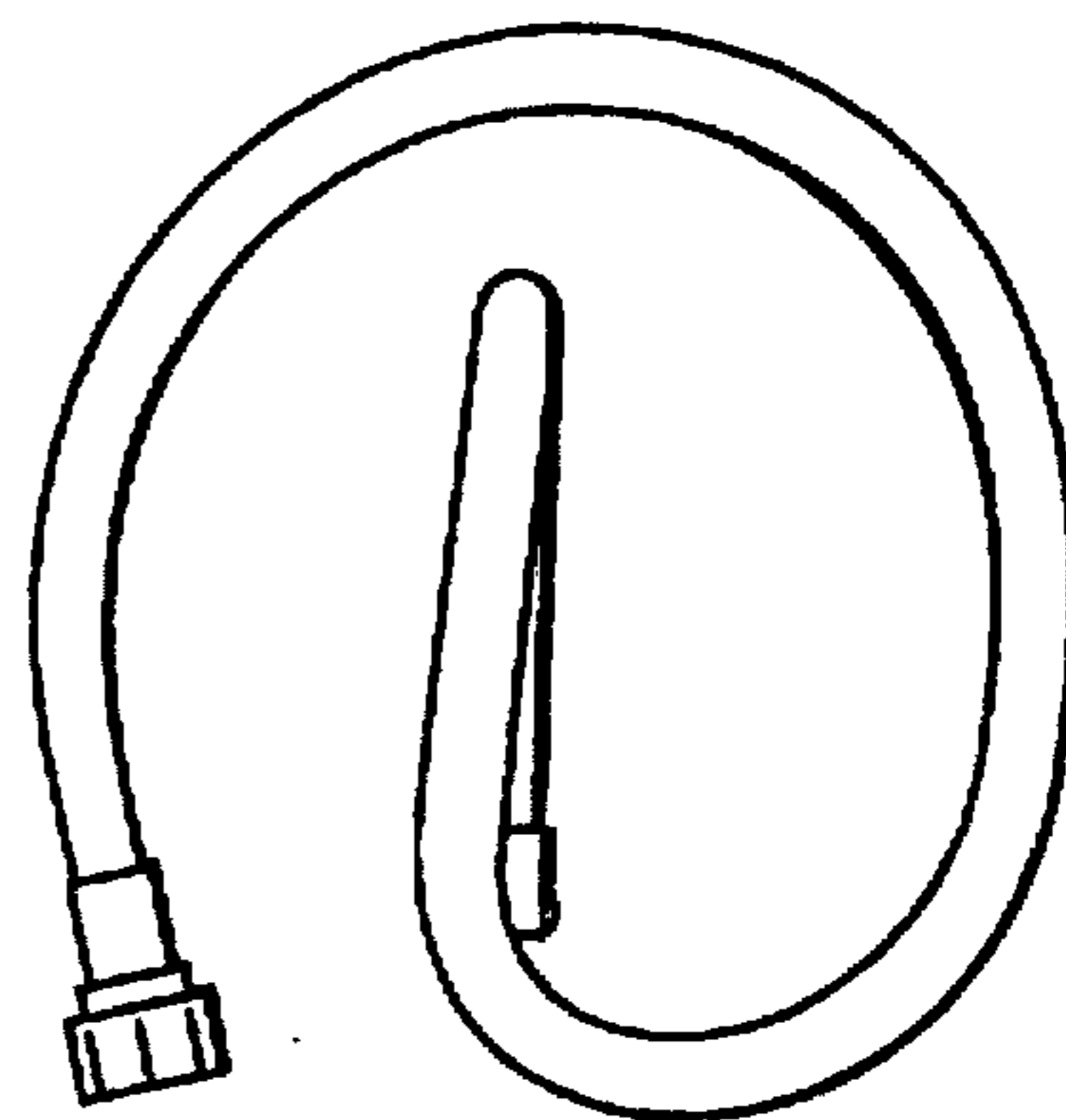


FIG. 7