



US00D397747S

# United States Patent [19]

[11] Patent Number: **Des. 397,747**

**Sanchez**

[45] Date of Patent: **\*\*Sep. 1, 1998**

[54] **GOLF BALL**

[75] Inventor: **Richard R. Sanchez**, Glendale, Ariz.

[73] Assignee: **Karsten Manufacturing Corporation**, Phoenix, Ariz.

[\*\*] Term: **14 Years**

[21] Appl. No.: **63,678**

[22] Filed: **Dec. 12, 1996**

[51] LOC (6) Cl. .... **21-02**

[52] U.S. Cl. .... **D21/205**

[58] Field of Search ..... D21/205; 473/378-385, 473/134

D. 345,773	4/1994	Sanchez	.....	D21/205
D. 349,141	7/1994	Pelletier et al.	.....	D21/205
D. 350,376	9/1994	Sanchez	.....	D21/205
D. 350,377	9/1994	Sanchez	.....	D21/205
D. 350,578	9/1994	Sanchez	.....	D21/205
5,145,180	9/1992	Oka	.....	473/382
5,441,276	8/1995	Lim	.....	473/378
5,544,890	8/1996	Shaw et al.	.....	473/383

*Primary Examiner*—Sandra L. Morris  
*Assistant Examiner*—Richelle Shelton  
*Attorney, Agent, or Firm*—Darrell F. Marquette

## [57] CLAIM

The ornamental design for a golf ball, as shown and described.

## DESCRIPTION

FIG. 1 is a plan view of a golf ball embodying my new design taken in the direction of either one of two arrows designated "B" in FIG. 2; and.

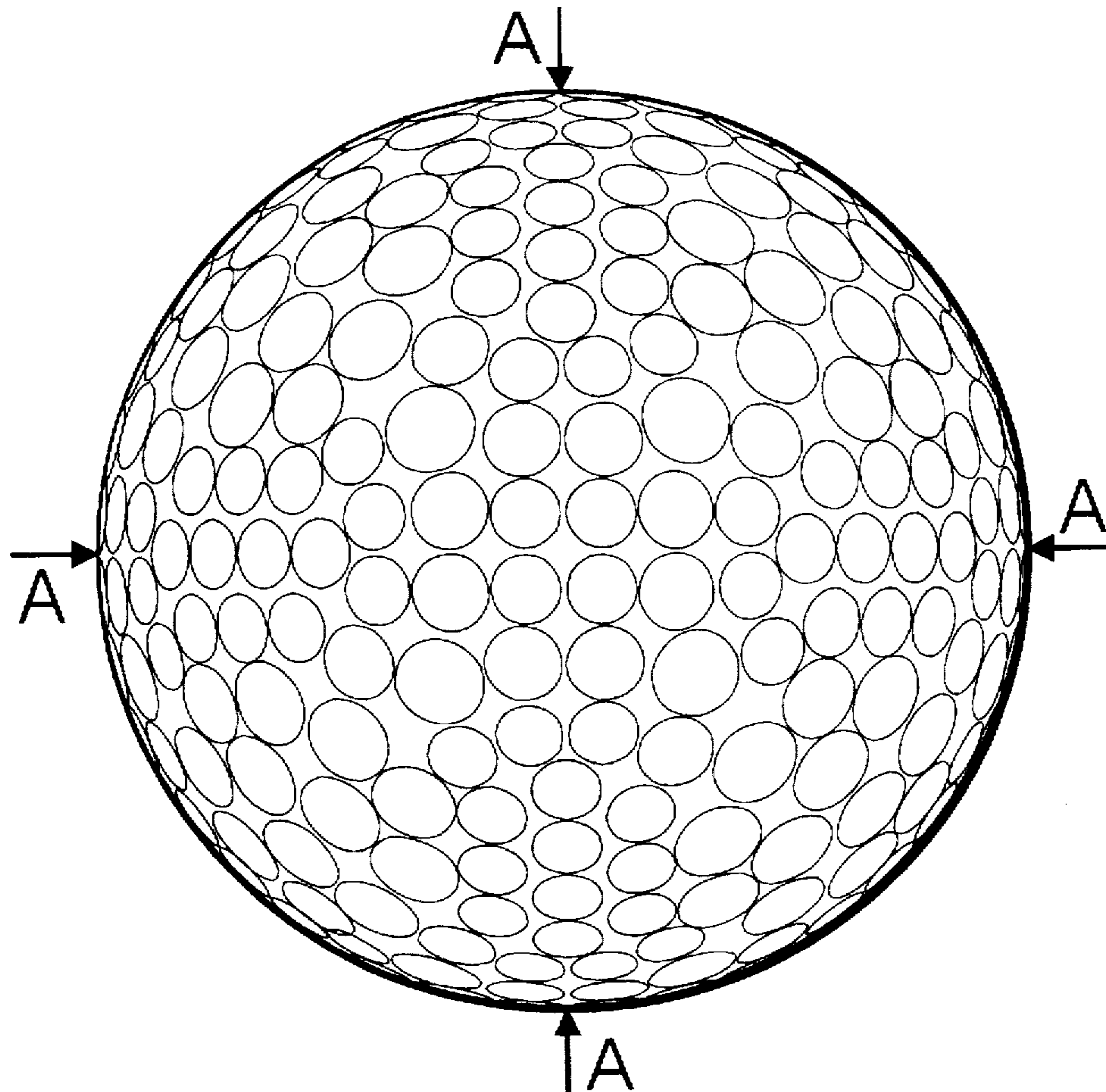
FIG. 2 is a side elevational view of the golf ball shown in FIG. 1 taken in the direction of any one of four arrows designated "A" in FIG. 1.

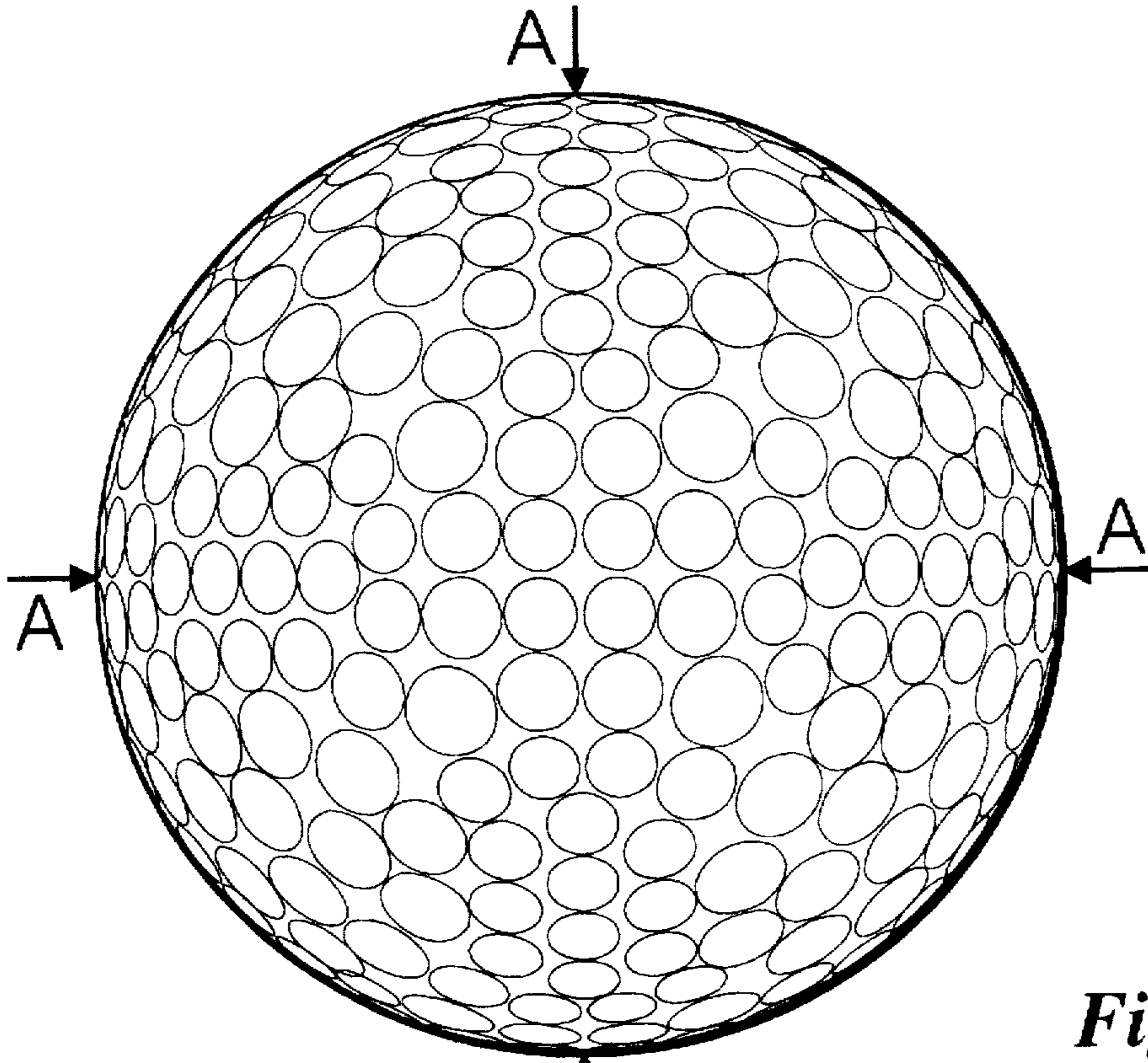
**1 Claim, 1 Drawing Sheet**

## [56] References Cited

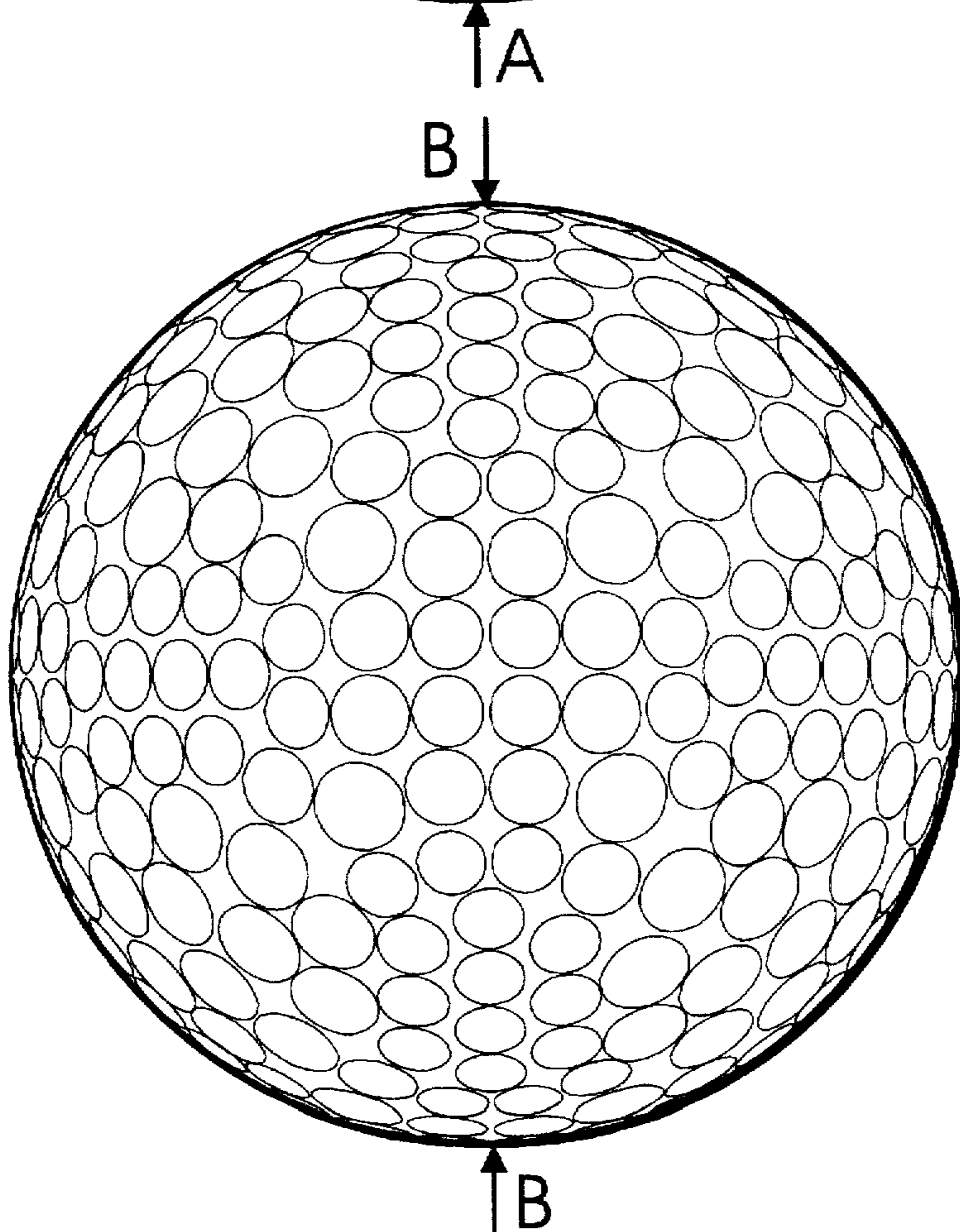
### U.S. PATENT DOCUMENTS

D. 243,866	3/1977	Shaw	.....	D34/5
D. 247,685	4/1978	Haines	.....	D34/5
D. 319,481	8/1991	Shaw	.....	D21/205
D. 319,482	8/1991	Shaw	.....	D21/205
D. 319,483	8/1991	Machin	.....	D21/205
D. 328,321	7/1992	Machin	.....	D21/205





*Fig 1*



*Fig 2*