



US00D397713S

United States Patent [19]

Brune et al.

[11] Patent Number: **Des. 397,713**

[45] Date of Patent: ****Sep. 1, 1998**

[54] **EYEWEAR**

[75] Inventors: **Henri Brune**, Fleurieux Sur L'Abresle, France; **Simon M. Conway**, Lima, N.Y.

[73] Assignee: **Bausch & Lomb Incorporated**, Rochester, N.Y.

[**] Term: **14 Years**

[21] Appl. No.: **67,881**

[22] Filed: **Mar. 12, 1997**

[51] LOC (6) Cl. **16-06**

[52] U.S. Cl. **D16/326**

[58] Field of Search D16/101, 300, D16/306, 311, 315-330, 335, 338; 351/41, 44, 51, 52, 158; 2/447, 448

[56] **References Cited**

U.S. PATENT DOCUMENTS

| | | | |
|------------|---------|---------------------|---------|
| D. 192,884 | 5/1962 | Petitto | D16/326 |
| D. 206,557 | 12/1966 | McCulloch | D57/1 |
| D. 244,281 | 5/1977 | Teufelhart | D16/65 |
| D. 323,516 | 1/1992 | Miklitarian | D16/328 |
| D. 339,816 | 9/1993 | Jackson | D16/102 |
| D. 347,014 | 5/1994 | Arnette | D16/326 |
| D. 363,504 | 10/1995 | Arnette | D16/326 |
| D. 369,375 | 4/1996 | Jannard et al. | D6/326 |
| D. 376,810 | 12/1996 | Ohie | D16/326 |

| | | | |
|------------|---------|----------------|---------|
| D. 378,375 | 3/1997 | Tsai | D16/326 |
| D. 382,291 | 8/1997 | Wilson | D16/326 |
| 4,375,911 | 3/1983 | Bononi | 351/122 |
| 5,367,346 | 11/1994 | Branning | 351/153 |
| 5,541,674 | 7/1996 | Jannard | 351/41 |
| 5,583,583 | 12/1996 | Wilson | 351/41 |
| 5,610,668 | 3/1997 | Mage | 351/41 |

OTHER PUBLICATIONS

International Designs Bulletin, Feb. 1996, pp. 711-712.
Domus, p. 55, Oct. 1985.

Primary Examiner—Raphael Barkai
Attorney, Agent, or Firm—Katherine McGuire; Craig E. Larson


[57] **CLAIM**

The ornamental design for eyewear, as shown and described.

DESCRIPTION

FIG. 1 is a front elevational view of eyewear embodying our new design;
FIG. 2 is a side elevational view thereof, the side opposite is a mirror image;
FIG. 3 is a top plan view thereof;
FIG. 4 is a bottom plan view thereof;
FIG. 5 is a front perspective view thereof; and,
FIG. 6 is a rear perspective view thereof.

1 Claim, 5 Drawing Sheets



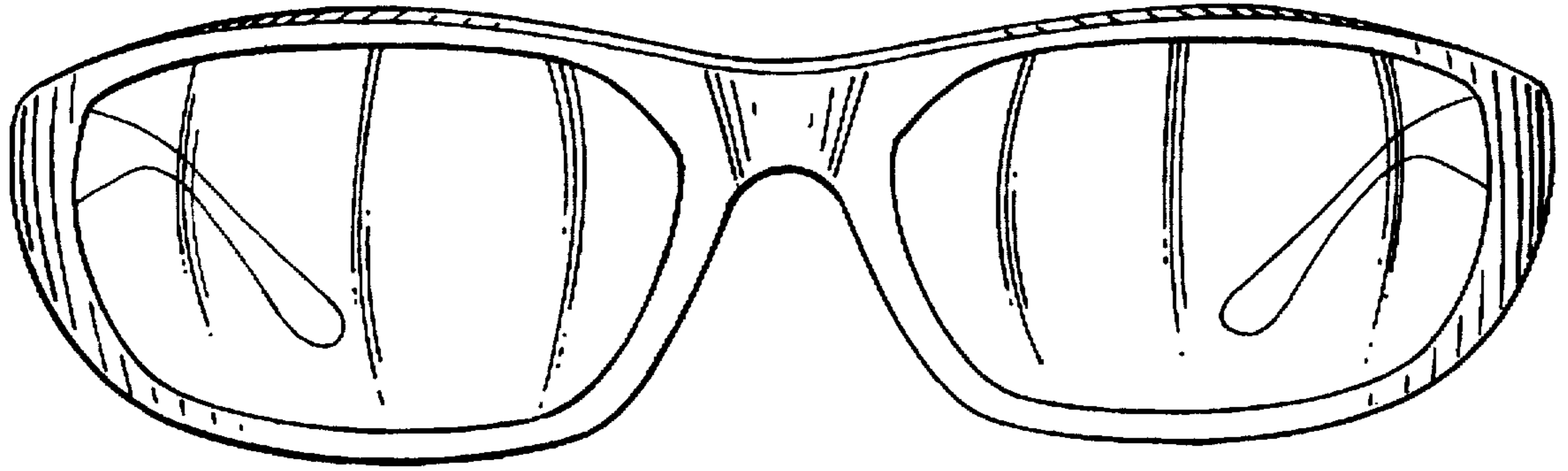


FIG. 1

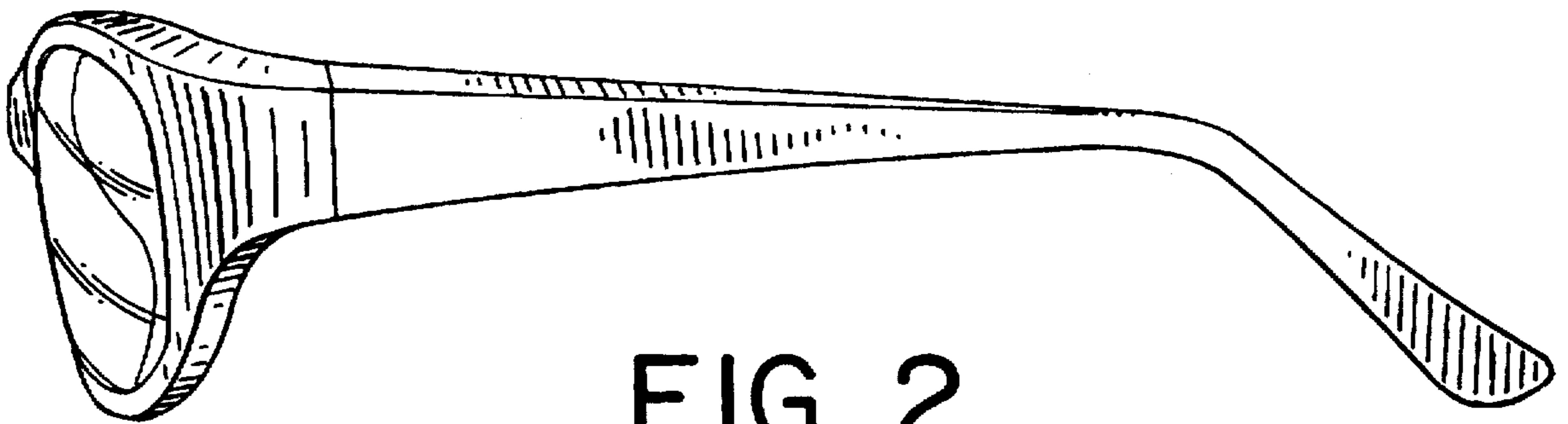


FIG. 2

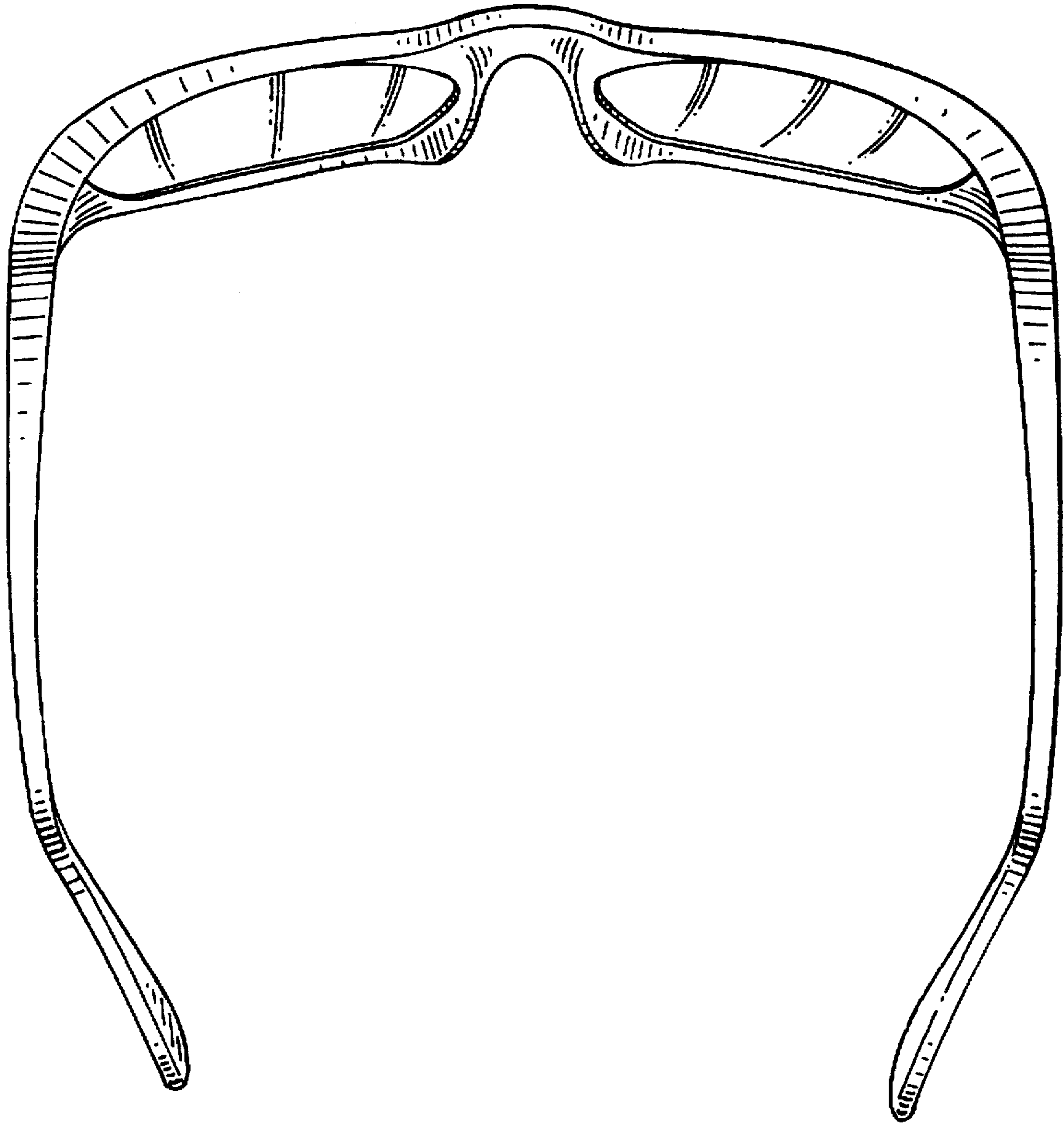


FIG. 3

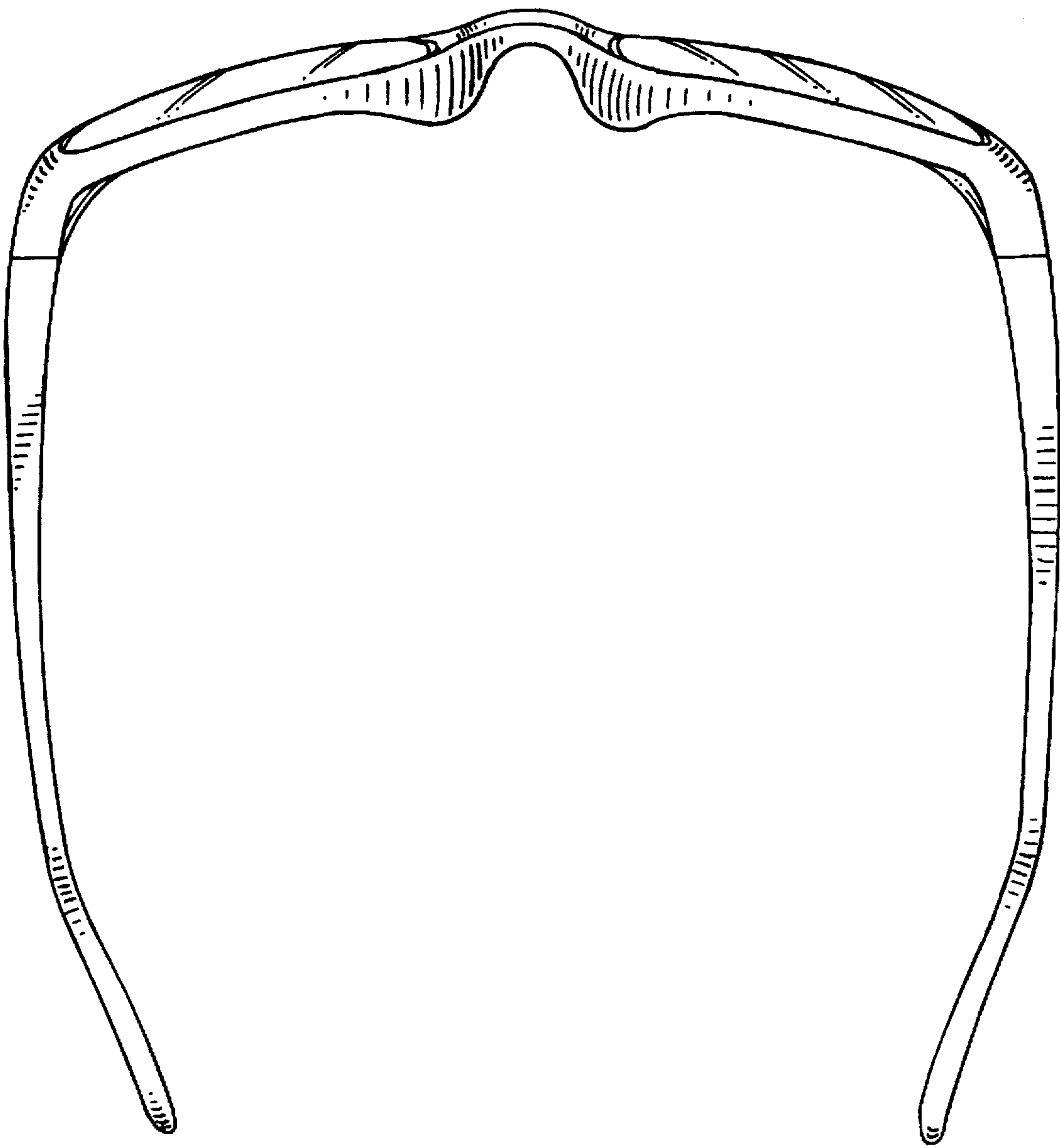


FIG. 4

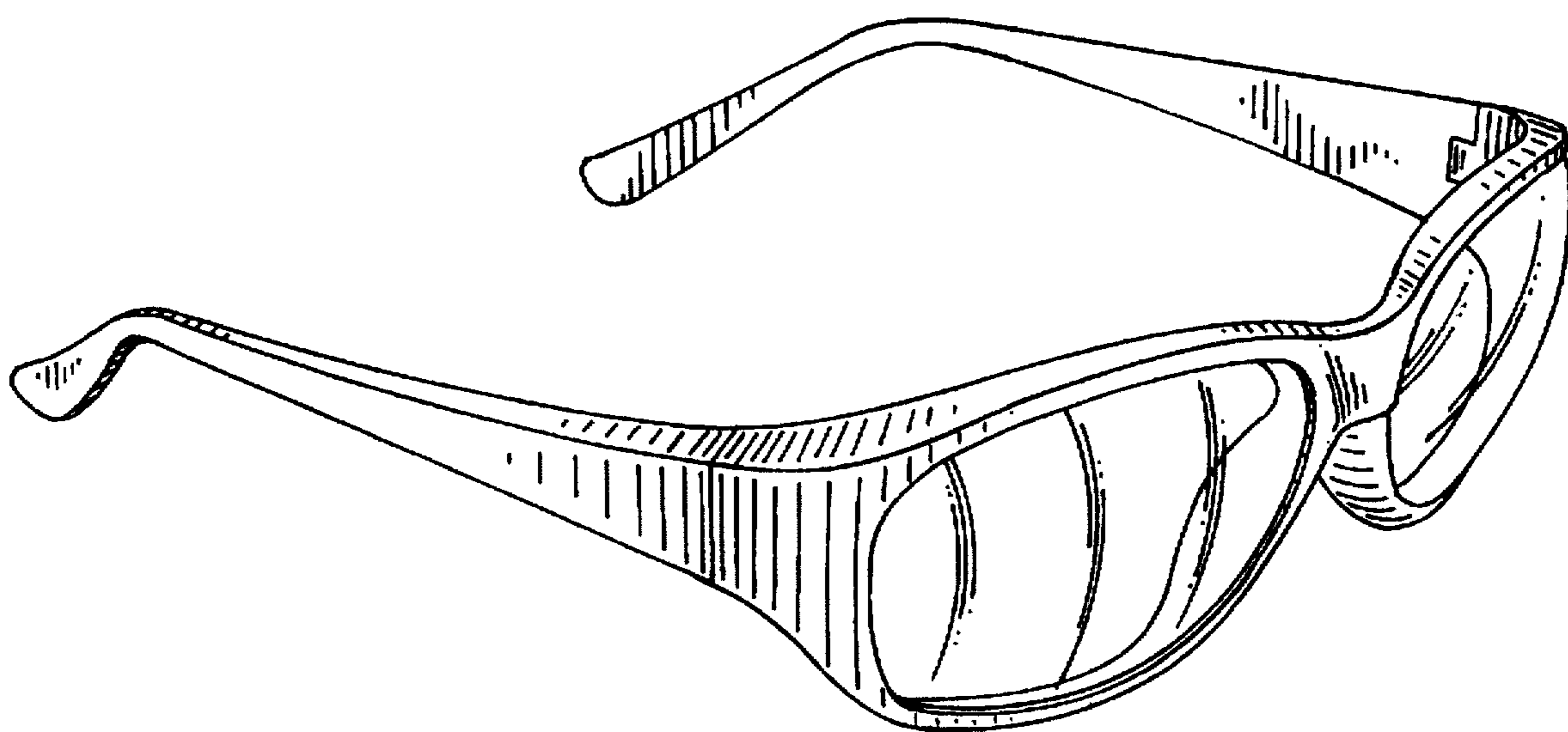


FIG. 5

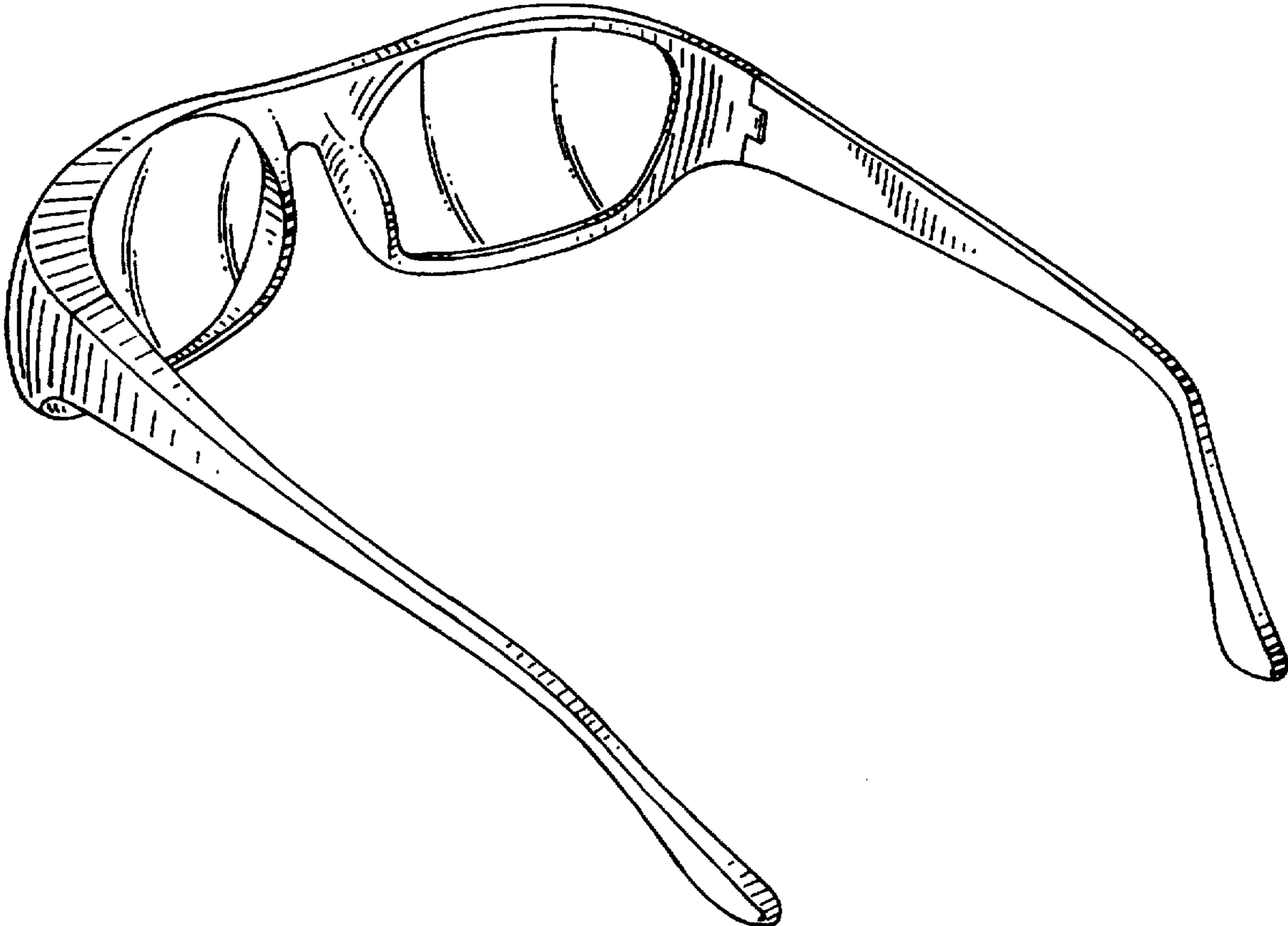


FIG. 6