



US00D397710S

United States Patent [19]

Zeng

[11] Patent Number: **Des. 397,710**

[45] Date of Patent: ****Sep. 1, 1998**

[54] **SPECTACLES**

[76] Inventor: **Yi-Ren Zeng**, 58, Ma Yuan West St., Taichung, Taiwan

[**] Term: **14 Years**

[21] Appl. No.: **77,369**

[22] Filed: **Sep. 23, 1997**

[51] LOC (6) Cl. **16-06**

[52] U.S. Cl. **D16/306; D16/320; D16/321; D16/335**

[58] Field of Search D16/101, 300, D16/306, 309, 313-330, 335; 351/41, 44, 51, 52, 111, 158; 2/448

[56] **References Cited**

U.S. PATENT DOCUMENTS

- D. 130,831 12/1941 Uhlemann D16/335
- D. 146,601 4/1947 Jaffe D16/335
- D. 146,603 4/1947 Jaffe D16/335
- D. 232,261 7/1974 Murai D16/320

- D. 239,735 4/1976 Bloch D16/320
- D. 283,332 4/1986 Zancaner D16/320

OTHER PUBLICATIONS

Optician, Apr. 27, 1973, p. 25, Glasses on left bottom of page.

Primary Examiner—Raphael Barkai

[57] **CLAIM**

The ornamental design for a spectacles, as shown and described.

DESCRIPTION

FIG. 1 is a perspective view of spectacles showing my new design;
 FIG. 2 is a front elevational view thereof;
 FIG. 3 is a rear elevational view thereof;
 FIG. 4 is a left side elevational view thereof;
 FIG. 5 is a right side elevational view thereof;
 FIG. 6 is a top plan view thereof; and,
 FIG. 7 is a bottom plan view thereof.

1 Claim, 4 Drawing Sheets

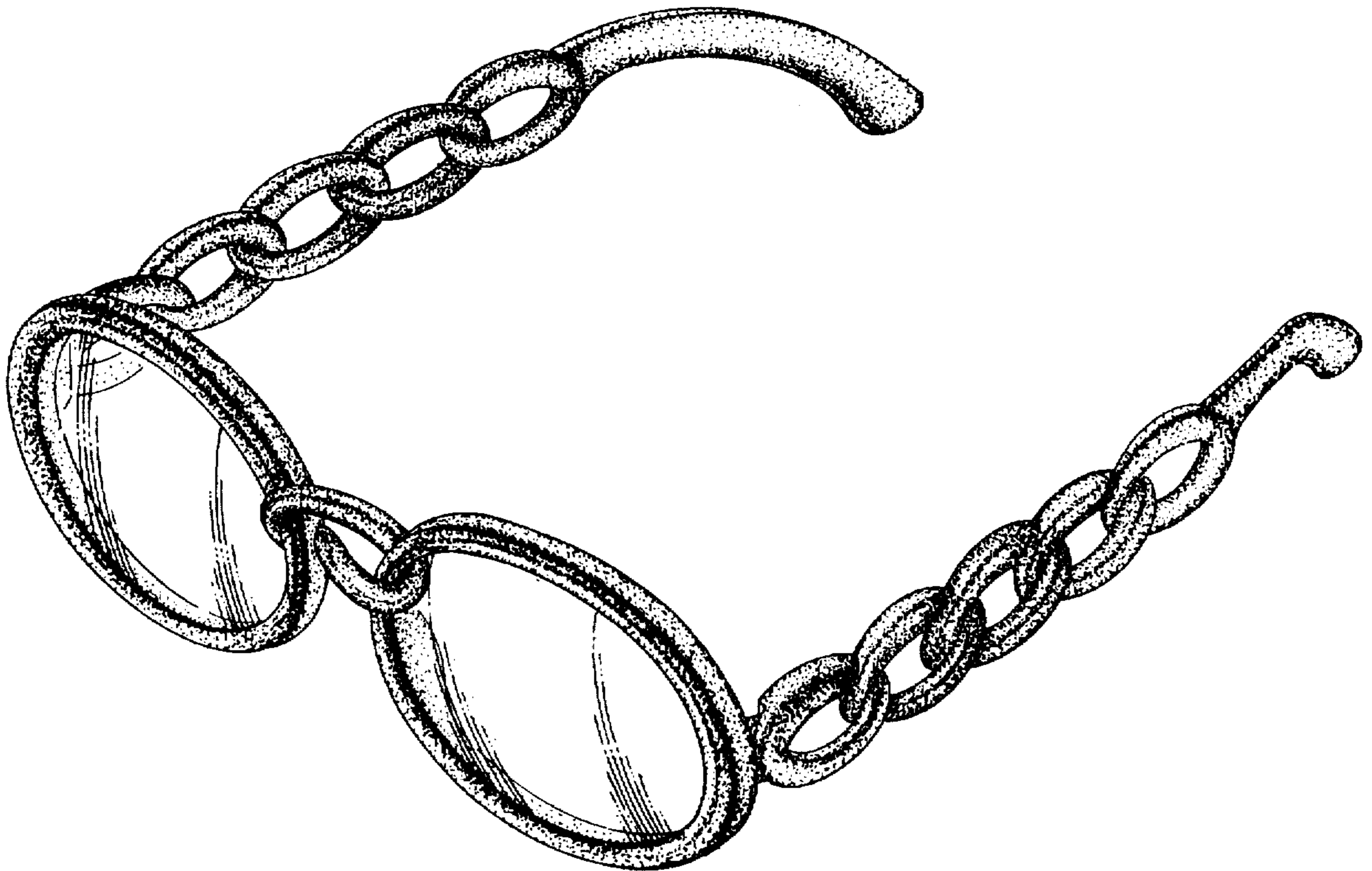




FIG. 1

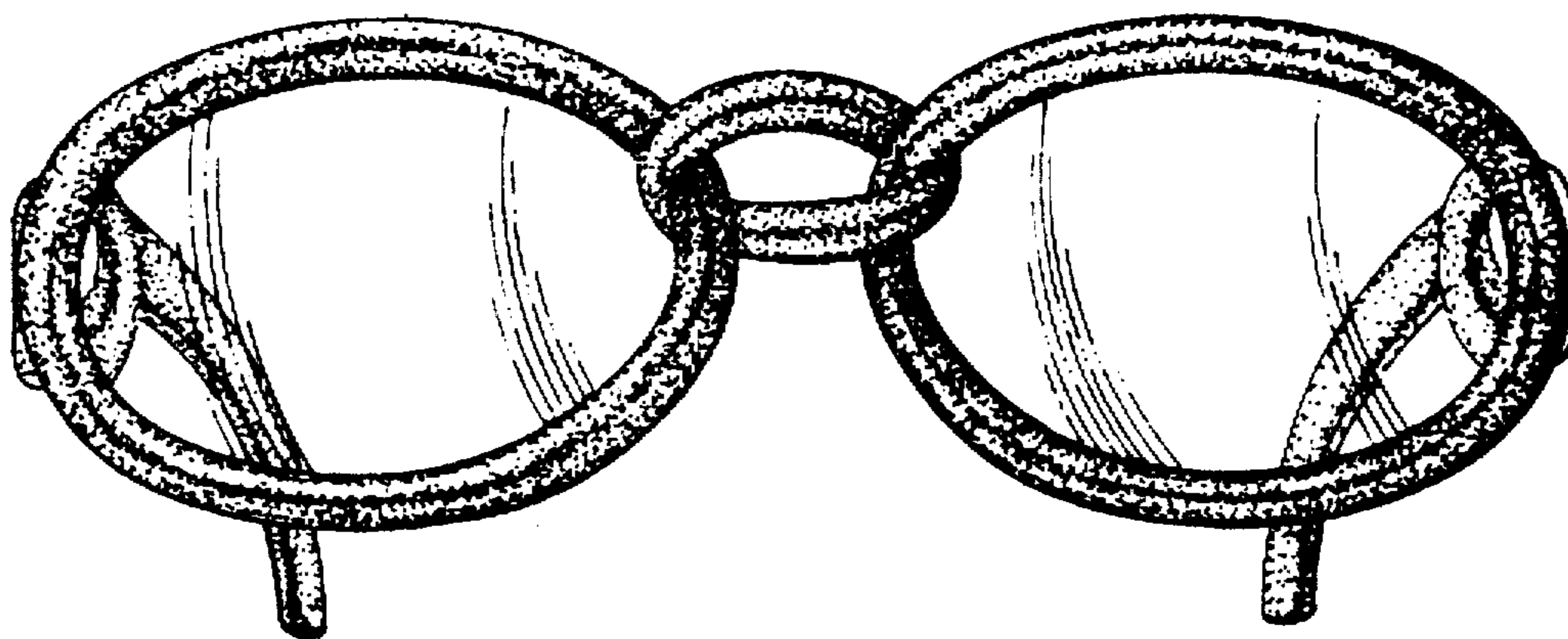


FIG. 2

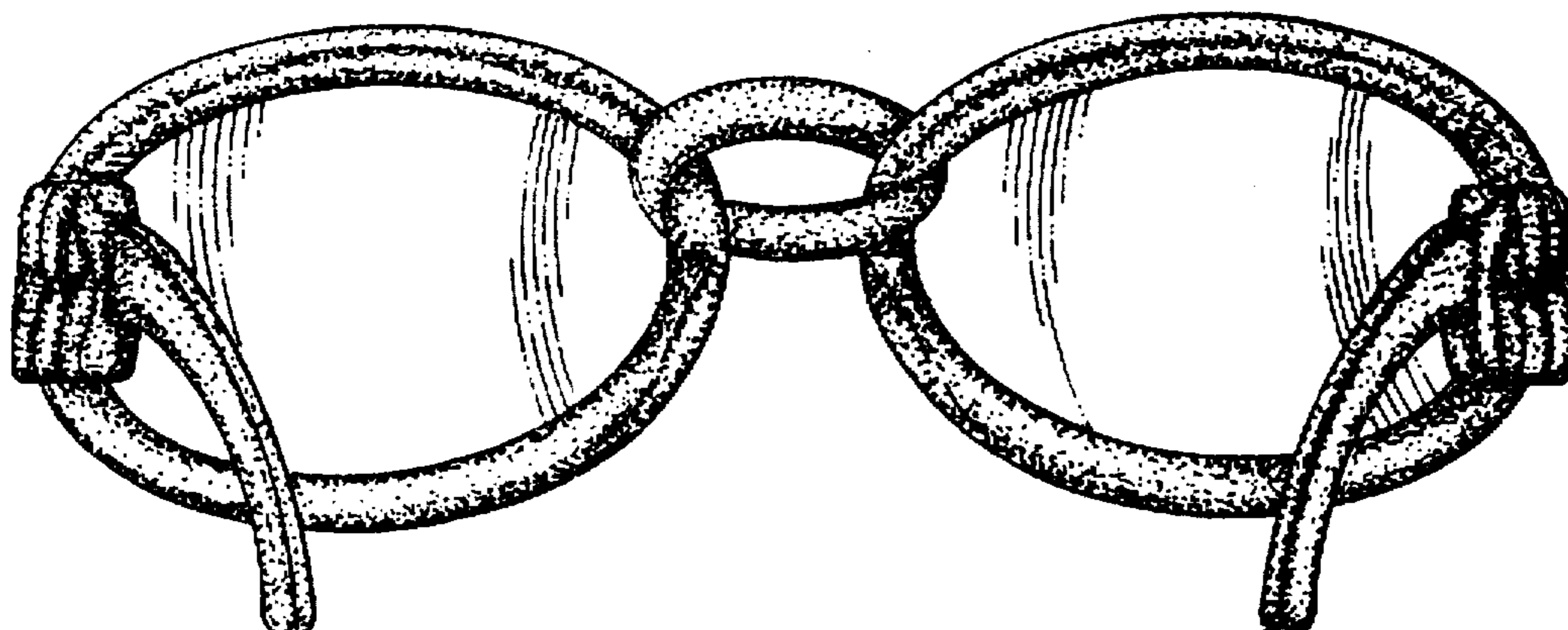


FIG. 3




FIG. 4




FIG. 5



FIG. 6

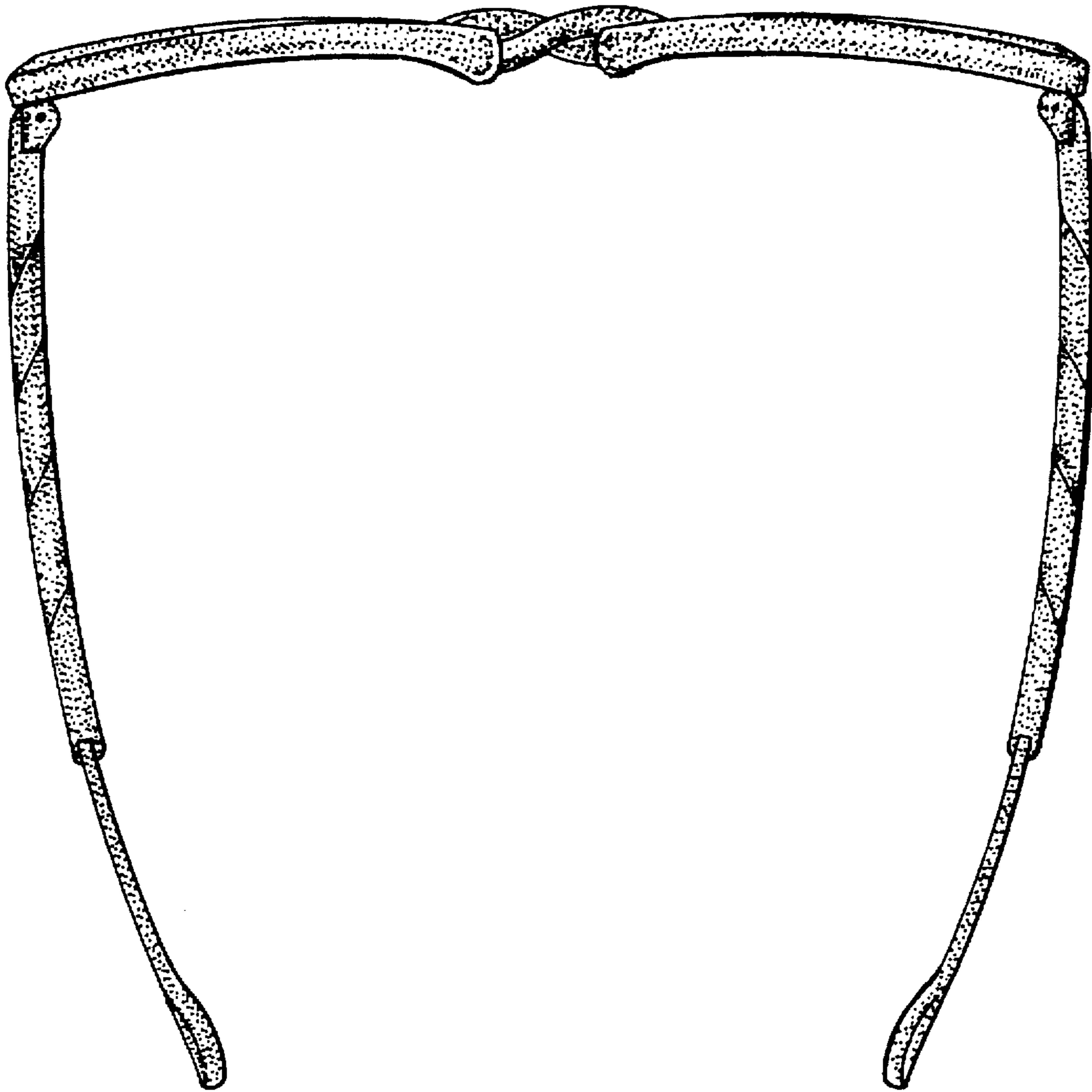


FIG. 7