



US00D397693S

United States Patent [19]

[11] Patent Number: **Des. 397,693**

Blais et al.

[45] Date of Patent: ****Sep. 1, 1998**

[54] **CELLULAR BASE STATION**

[75] Inventors: **Thomas A. Blais**, Half Moon Bay;
David A. Rea, Livermore; **Steve J. Shiozaki**, Belmont, all of Calif.

[73] Assignee: **InterWAVE Communications International Ltd.**, Hamilton, Bermuda

[**] Term: **14 Years**

[21] Appl. No.: **61,474**

[22] Filed: **Nov. 22, 1996**

[51] LOC (6) CL **14-03**

[52] U.S. Cl. **D14/240; D14/257**

[58] Field of Search D14/140, 142,
D14/149, 240, 256, 100, 107, 114, 155,
159, 137, 242, 188, 198, 257; D13/147,
152, 184, 164, 177; 379/419, 420, 428,
440, 441, 442, 399, 418; 361/823, 724;
174/52.1, 59, 52.3, 53; 385/134, 135; 439/412,
417, 709; 455/347, 90, 561, 436, 550; 375/211,
222

[56] **References Cited**

U.S. PATENT DOCUMENTS

- D. 144,073 3/1946 Scull et al. D14/188
- D. 224,314 7/1972 Schaus D13/184
- D. 311,389 10/1990 Festa et al. D14/107

- D. 329,425 9/1992 Hutton D13/184
- D. 332,261 1/1993 Mischenko et al. D14/188 X
- D. 335,670 5/1993 Kerr et al. D13/184 X
- D. 337,314 7/1993 Spayde et al. D14/100
- D. 349,701 8/1994 Beutler et al. D14/142 X
- D. 350,338 9/1994 Meschter et al. D14/107
- D. 367,042 2/1996 Morrow et al. D13/184
- 5,023,902 6/1991 Anderson et al. 455/90 X

Primary Examiner—Jeffrey Asch
Attorney, Agent, or Firm—Flehr Hohbach Test Albritton & Hebert LLP

[57] **CLAIM**

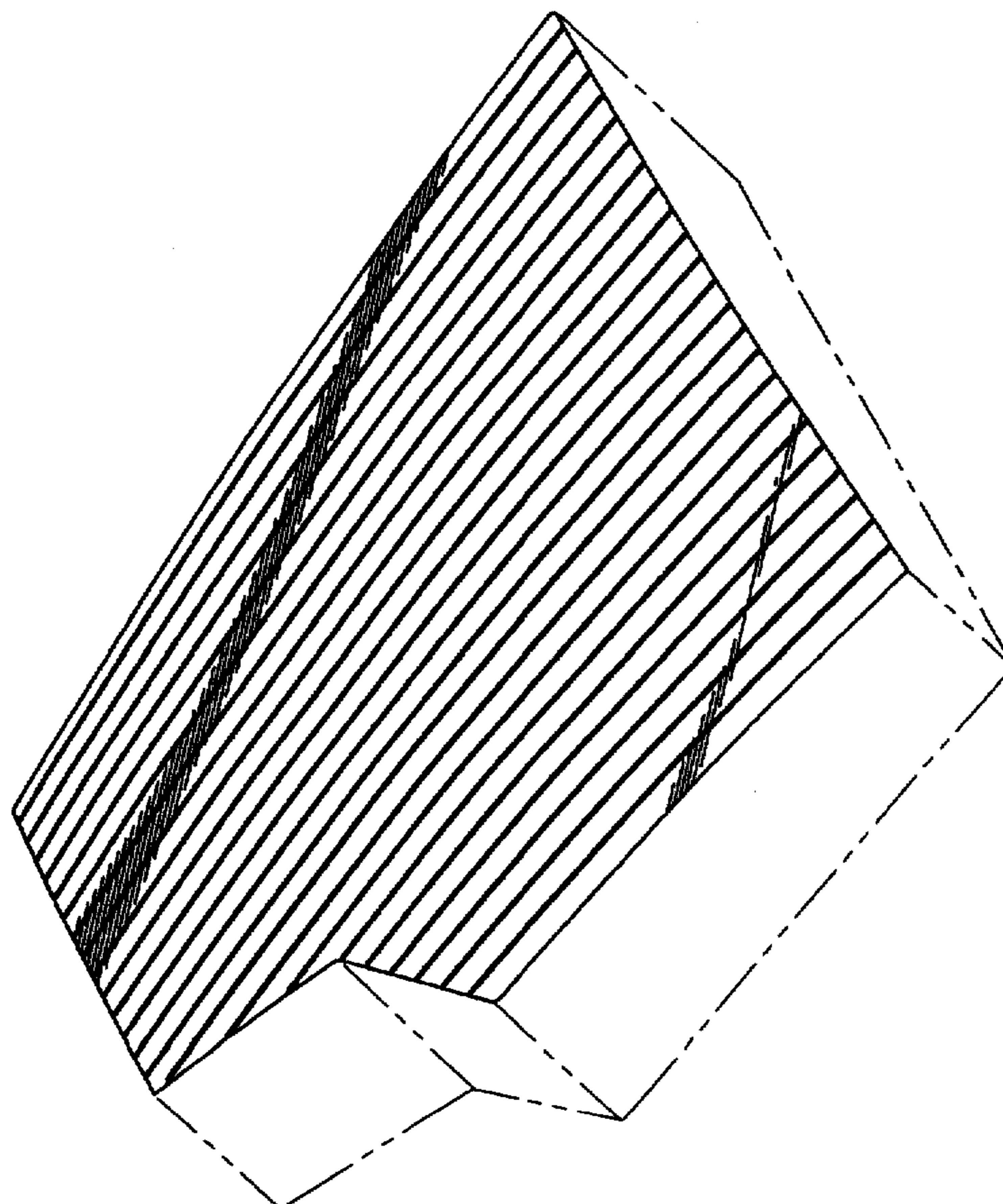
The ornamental design for a cellular base station, as shown and described.

DESCRIPTION

FIG. 1 is a perspective view of a cellular base station showing my new design;
FIG. 2 is a front view thereof;
FIG. 3 is a left side view thereof;
FIG. 4 is a right side view thereof;
FIG. 5 is a top plan view thereof; and,
FIG. 6 is a bottom view thereof.

The broken line showings throughout the views are for illustrative purposes only and form no part of the claimed design. Any surface obscured by the broken line disclosure is not considered to be a part of my design.

1 Claim, 4 Drawing Sheets



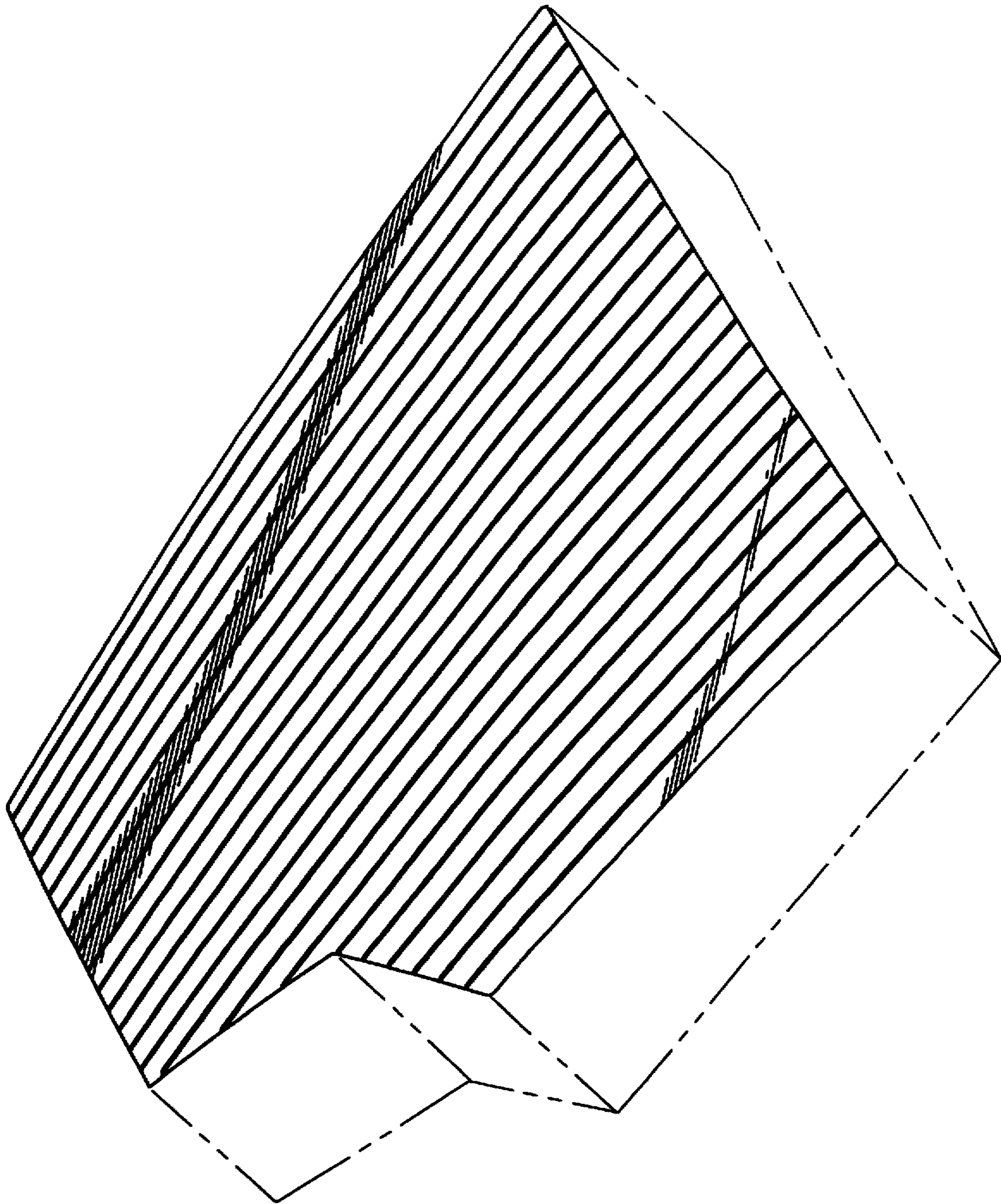


FIG. 1

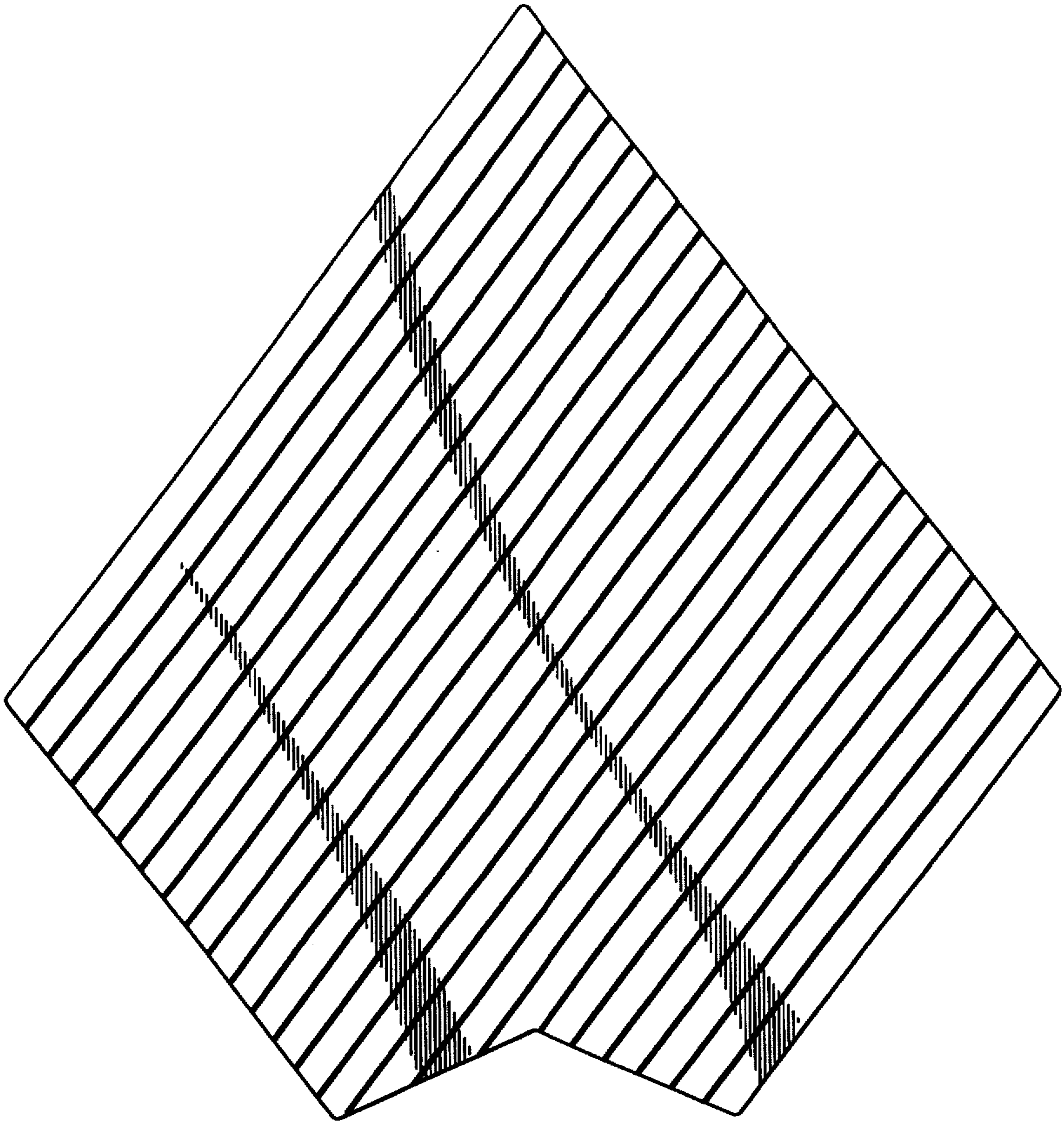


FIG. 2

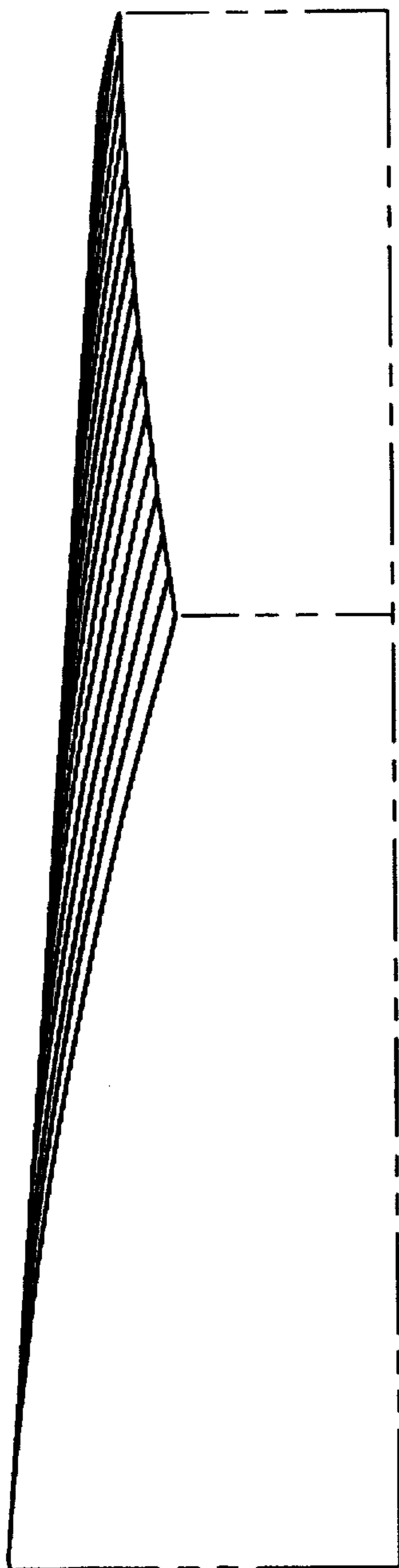


FIG. 3

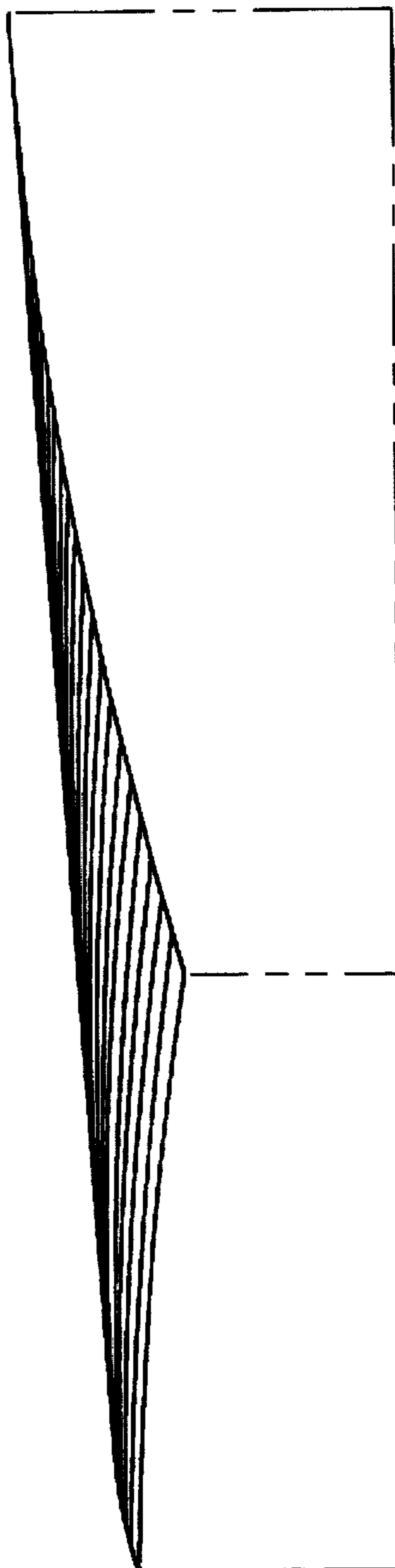


FIG. 4

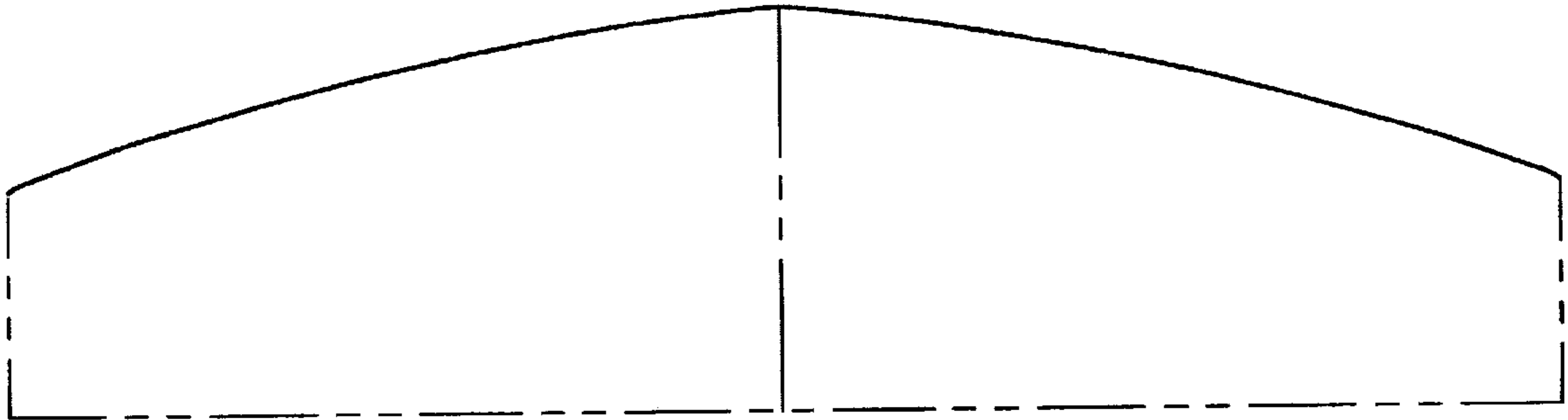


FIG. 5

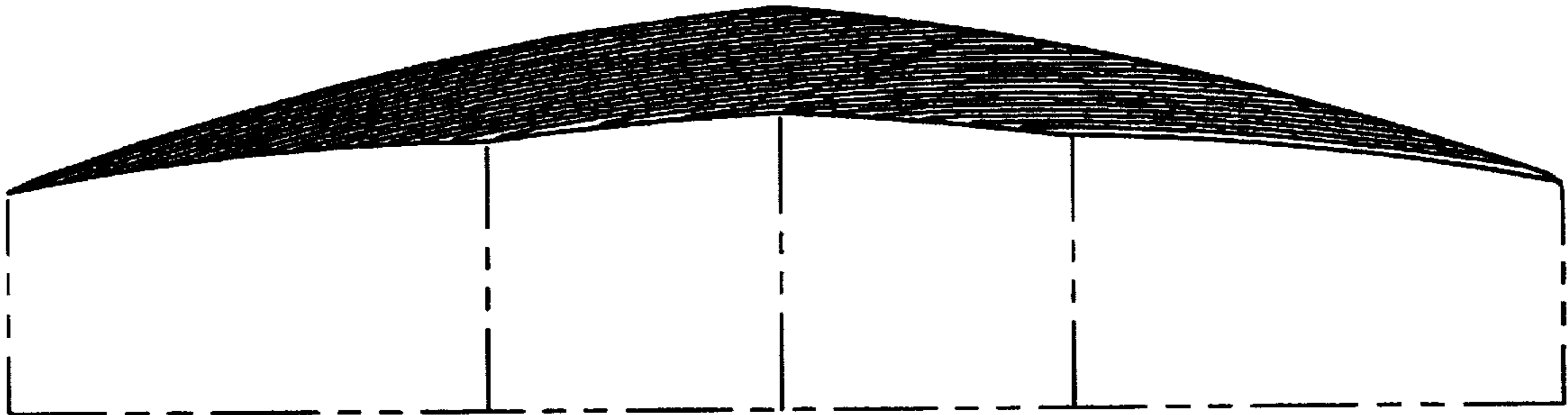


FIG. 6