



US00D397676S

United States Patent [19] Otake

[11] Patent Number: Des. 397,676
[45] Date of Patent: **Sep. 1, 1998

[54] CELLULAR TELEPHONE

[75] Inventor: **Yasuo Otake**, Huntington Beach, Calif.
[73] Assignee: **NEC America**, Melville, N.Y.
[**] Term: **14 Years**

[21] Appl. No.: **67,899**
[22] Filed: **Feb. 28, 1997**

[51] LOC (6) Cl. **14-03**
[52] U.S. Cl. **D14/13**
[58] Field of Search **D14/137, 138,**
D14/140, 142, 147, 148, 240, 248; 379/419,
420, 428, 440, 433, 434; 455/90, 550, 556,
575, 347

[56] References Cited

U.S. PATENT DOCUMENTS

D. 353,808	12/1994	Taniguchi et al.	D14/138
D. 358,148	5/1995	Nagele et al.	D14/138
D. 361,996	9/1995	Roegner	D14/147 X
D. 365,818	1/1996	Irie et al.	D14/138
D. 370,222	5/1996	Kajita et al.	D14/138 X
D. 377,171	1/1997	Yokouchi	D14/147 X
D. 380,750	7/1997	Sato et al.	D14/138
D. 382,871	8/1997	Nagai et al.	D14/138
D. 382,872	8/1997	Nagele et al.	D14/138
D. 383,746	9/1997	Richards et al.	D14/138

OTHER PUBLICATIONS

Mobile Office Magazine's Cellular Buyers' Guide, p. 55.
DiamondTel DT18X, Feb. 1995.

Primary Examiner—Jeffrey Asch
Attorney, Agent, or Firm—Lane, Aitken & McCann

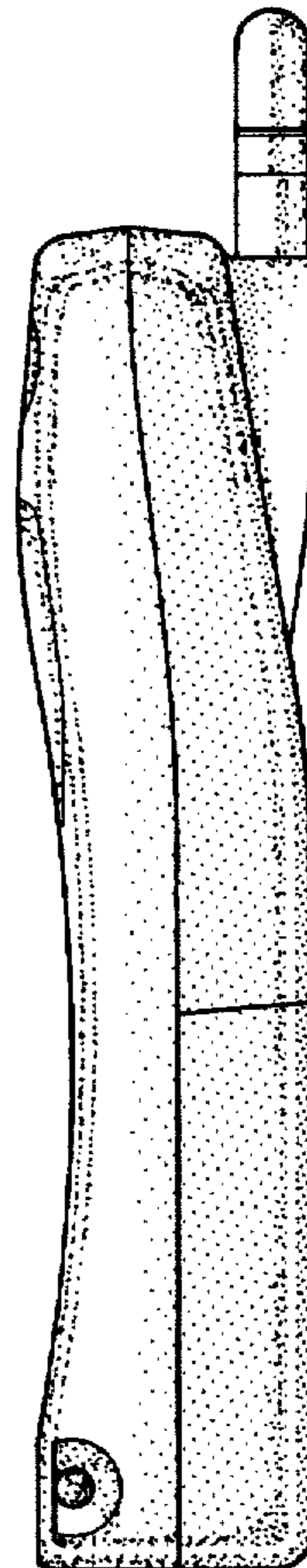
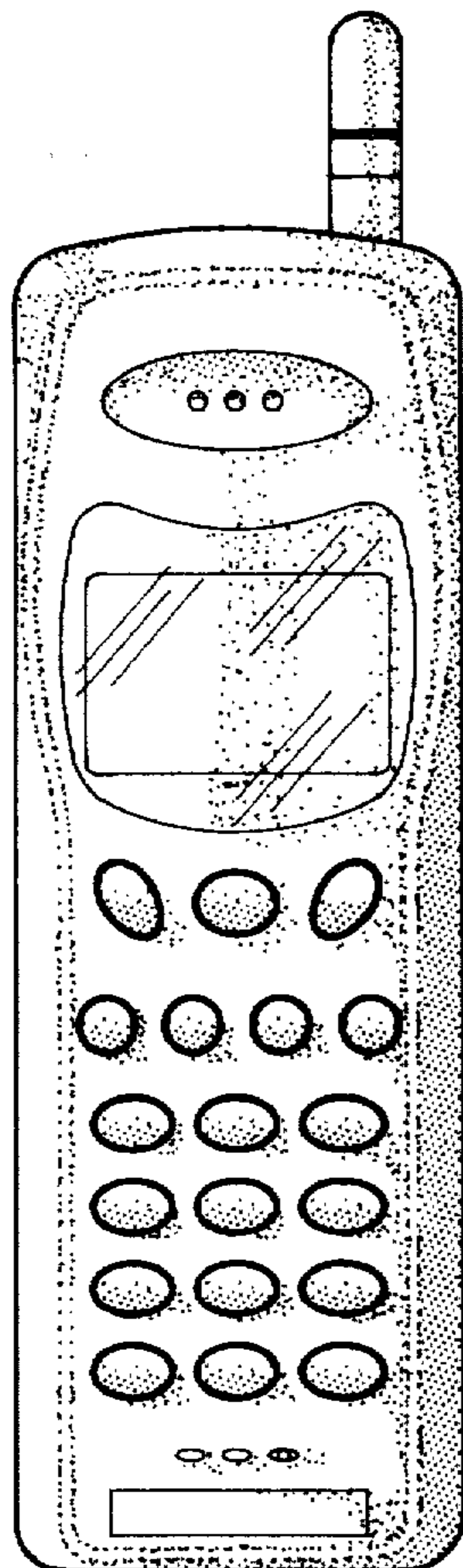
[57] CLAIM

The ornamental design for a cellular telephone, as shown and described.

DESCRIPTION

FIG. 1 is a front view of the cellular telephone of the present invention;
FIG. 2 is a right side view of the cellular telephone of the present invention;
FIG. 3 is a left side view of the cellular telephone of the present invention;
FIG. 4 is a rear view of the cellular telephone of the present invention;
FIG. 5 is an enlarged top view of the cellular telephone of the present invention; and,
FIG. 6 is an enlarged bottom view of the cellular telephone of the present invention.
The broken line showings of FIGS. 4 and 6 are for illustrative purposes only and form no part of the claimed design.

1 Claim, 3 Drawing Sheets



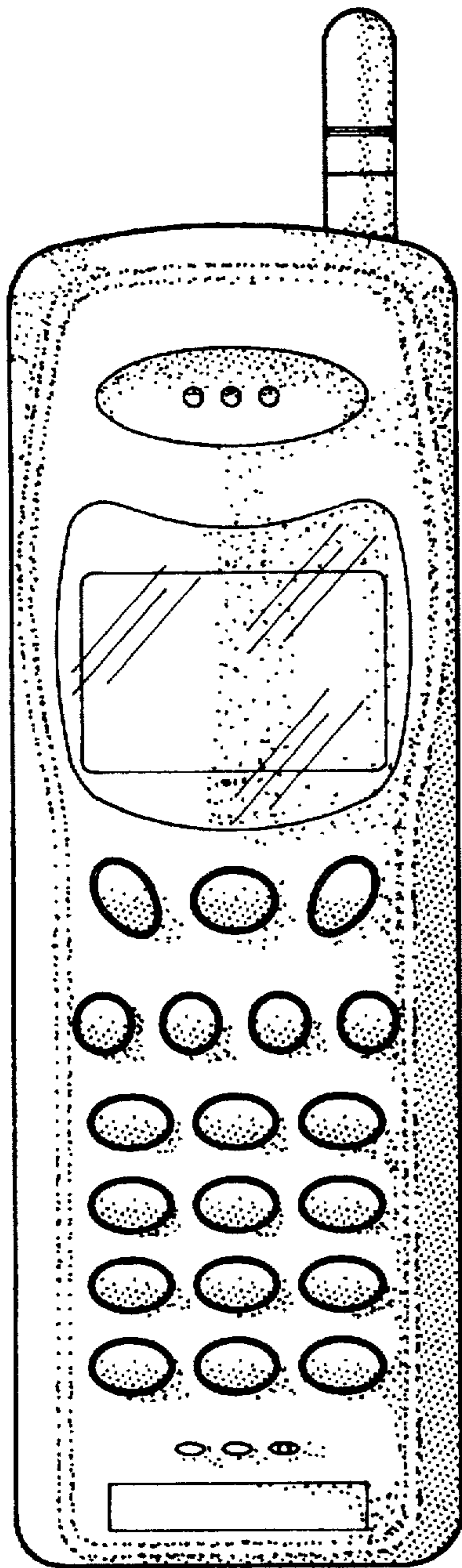


FIG. 1

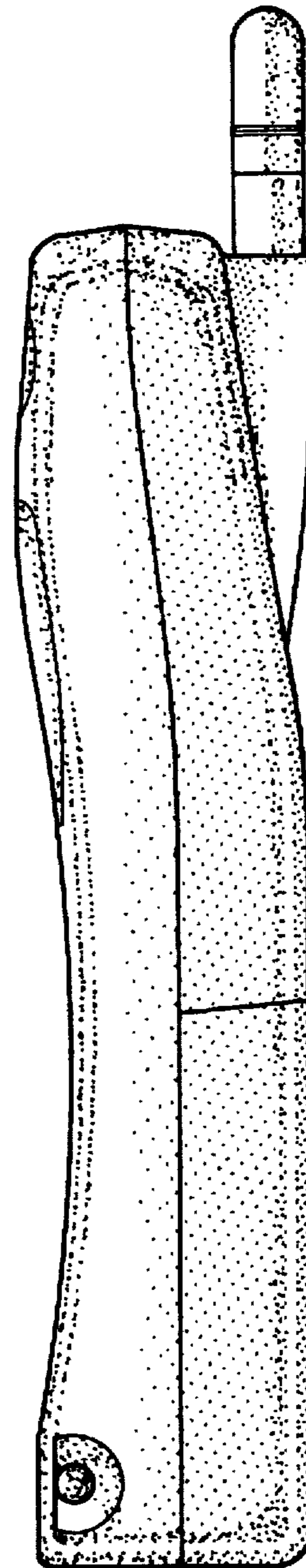


FIG. 2

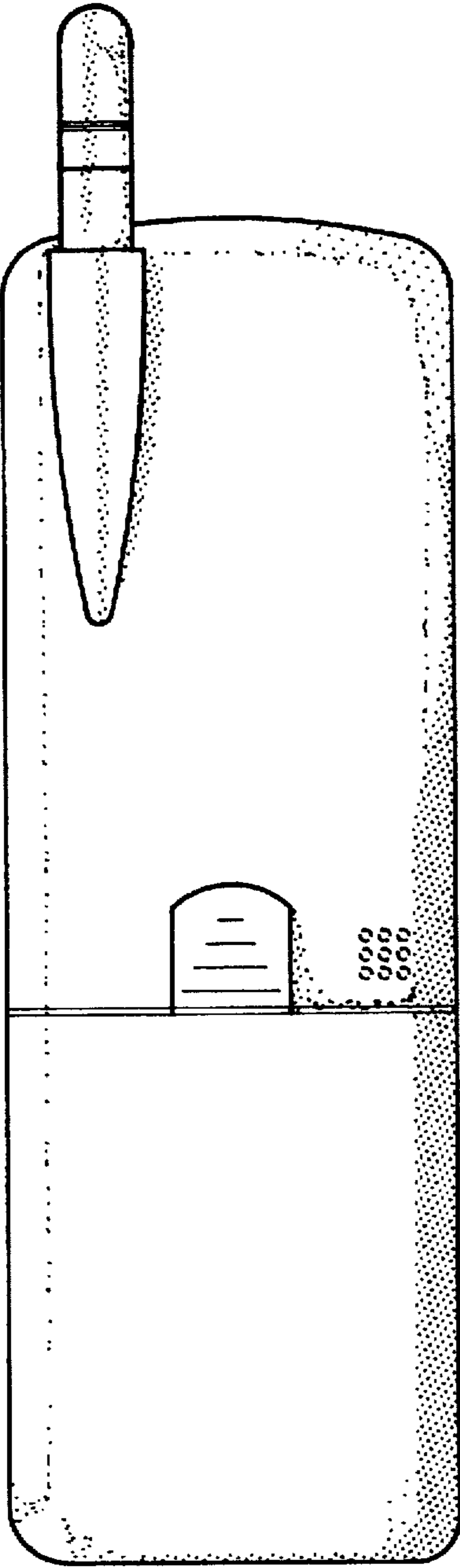


FIG. 4

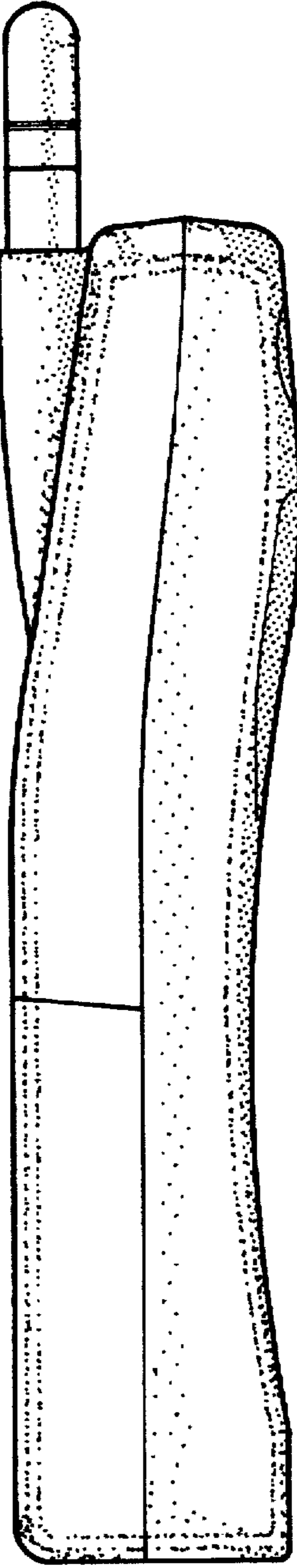


FIG. 3

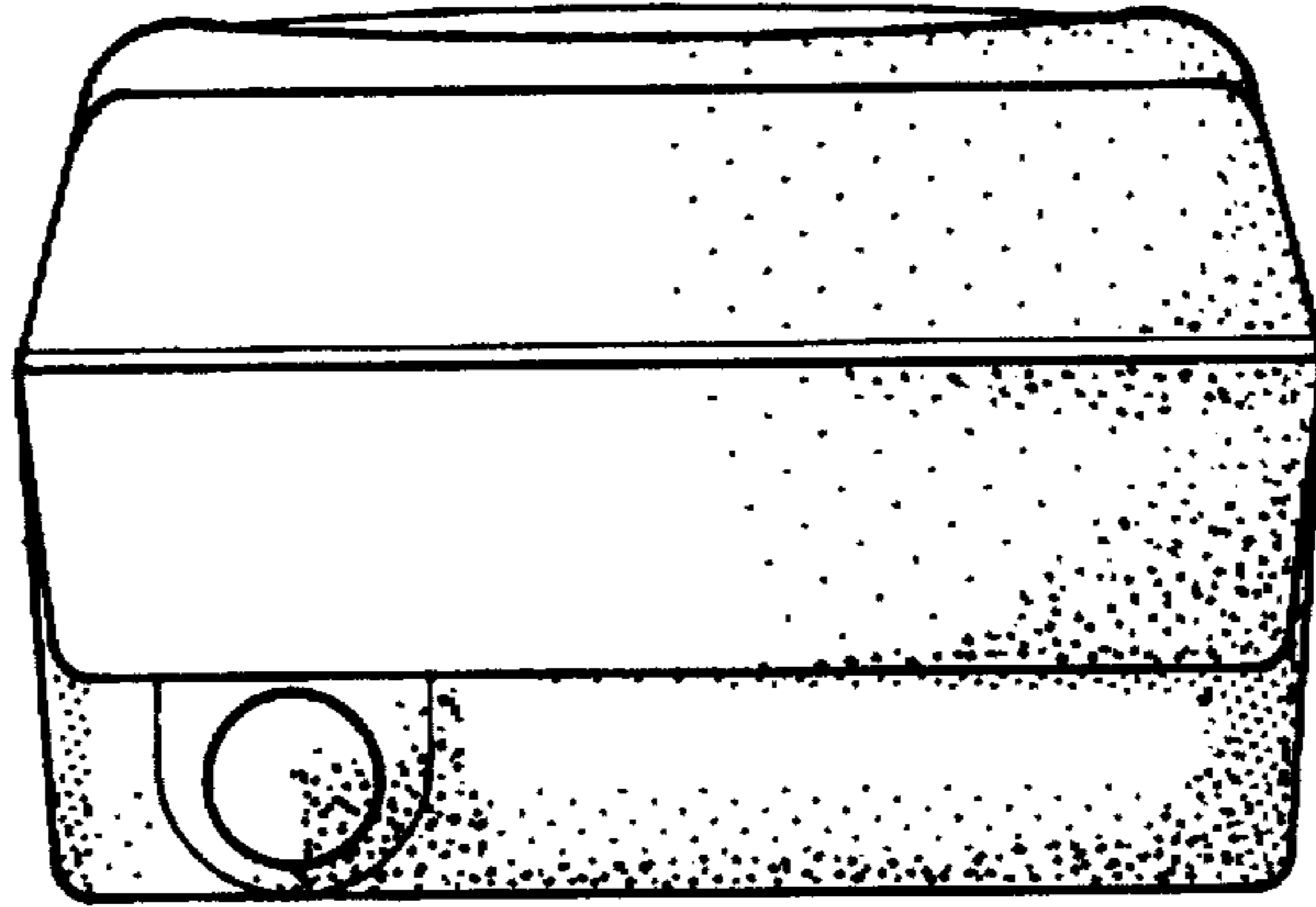


FIG. 5

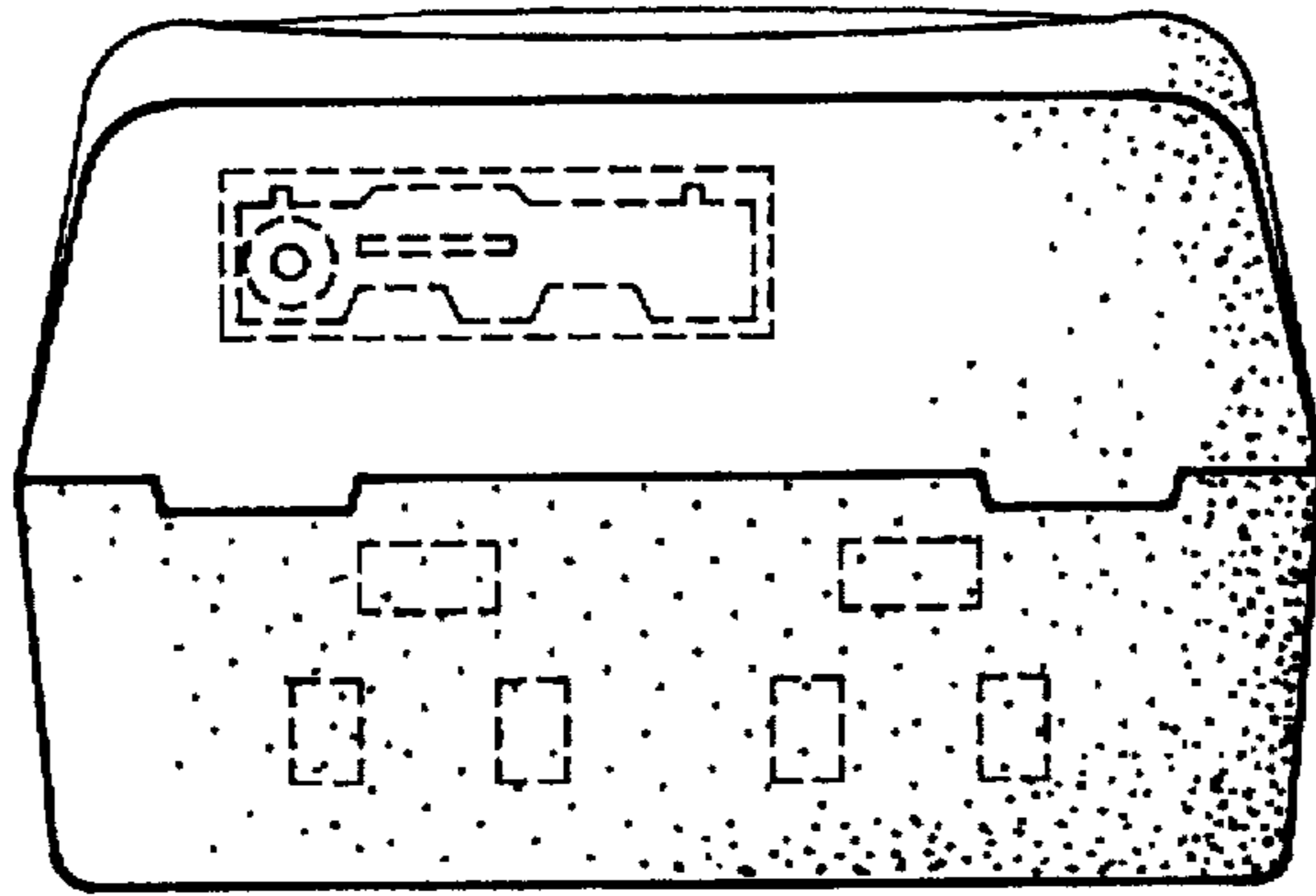


FIG. 6