



US00D397646S

United States Patent [19]

Labbe et al.

[11] Patent Number: **Des. 397,646**

[45] Date of Patent: ****Sep. 1, 1998**

[54] TIRE TREAD

[75] Inventors: **Christian Labbe, Meix-Le-Tige; Claude Lardo, Walzing, both of Belgium**

[73] Assignee: **The Goodyear Tire & Rubber Company, Akron, Ohio**

[**] Term: **14 Years**

[21] Appl. No.: **80,108**

[22] Filed: **Sep. 11, 1997**

Related U.S. Application Data

[62] Division of Ser. No. 57,129, Jul. 17, 1996, Pat. No. Des. 391,533.

[51] LOC (6) Cl. **12-15**

[52] U.S. Cl. **D12/143**

[58] Field of Search D12/136, 138, D12/140-151; 152/209 A, 209 B, 209 D, 209 R, 209 NT

[56] References Cited

U.S. PATENT DOCUMENTS

- D. 65,190 5/1924 Hulse .
- D. 68,607 10/1925 Thomas .
- D. 220,159 3/1971 Mills D90/20
- D. 236,969 9/1975 Blankenship et al. D12/142
- D. 247,233 2/1978 Iwata et al. D12/143
- D. 268,489 4/1983 Arends et al. D12/143
- D. 313,581 1/1991 Goto et al. D12/146
- D. 316,690 5/1991 Tagashira D12/146
- D. 347,811 6/1994 Labbe et al. D12/143

- 4,166,490 9/1979 Poque D12/149
- 4,281,702 8/1981 Grosch et al. D12/143
- 4,550,756 11/1985 Hinkel 152/209 R

FOREIGN PATENT DOCUMENTS

M 92 02 104 8/1992 Germany .

OTHER PUBLICATIONS

Pirelli P4 Tire, 1995 Tread Design Guide, p. 56, Jan. 1995.
Regul Premium Hi-Way King R/V Tire, 1995 Tread Design Guide, p. 110, Jan. 1995.

Michelin Energy MXV4 Tire, Tire Review Magazine, Mar. 1995, p. 7.

Primary Examiner—Robert M. Spear

Attorney, Agent, or Firm—T. P. Lewandowski

[57] CLAIM

The ornamental design for a tire tread, as shown and described.

DESCRIPTION

FIG. 1 is a perspective view of a tire tread showing our new design, it being understood that the pattern repeats uniformly throughout the circumference of the tread;

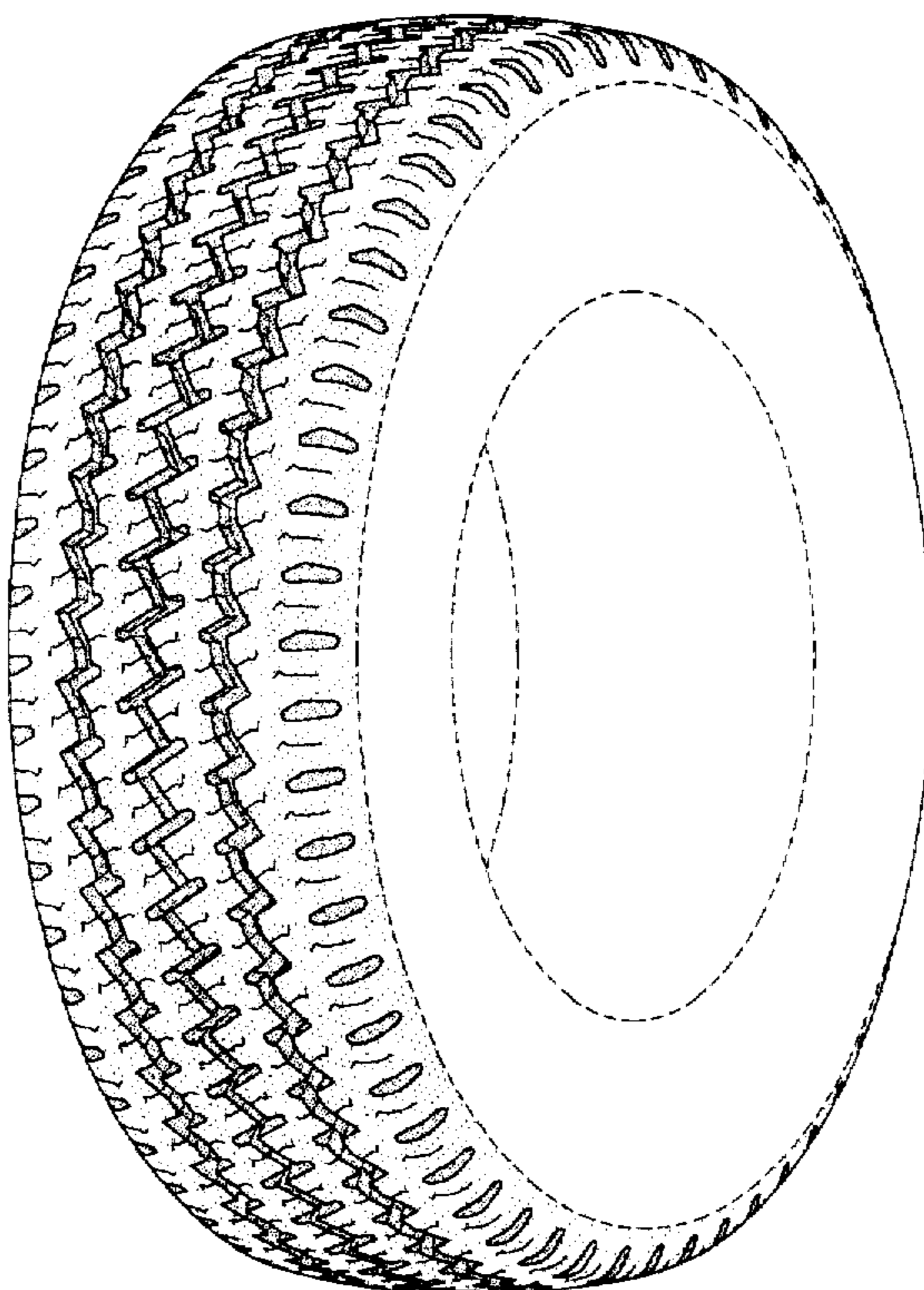
FIG. 2 is a front elevational view thereof;

FIG. 3 is a side elevational view thereof, the opposite side elevational view being identical thereto; and,

FIG. 4 is an enlarged fragmentary front perspective view thereof.

In the drawings, the broken lines defining the inner bead of the sidewall and the peripheral boundary between the tire tread and the sidewall are for illustrative purposes only and form no part of the claimed design.

1 Claim, 4 Drawing Sheets



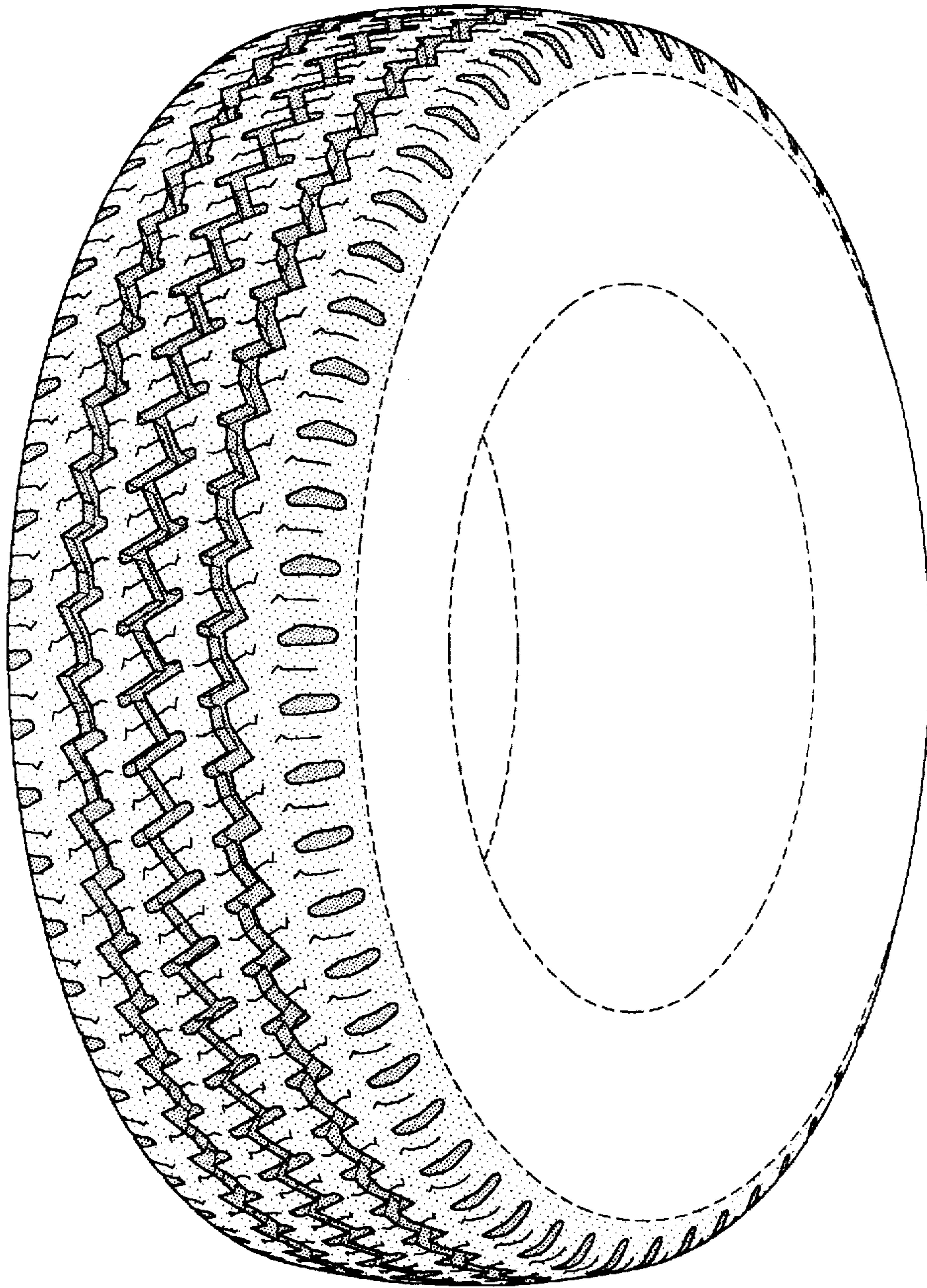


FIG-1

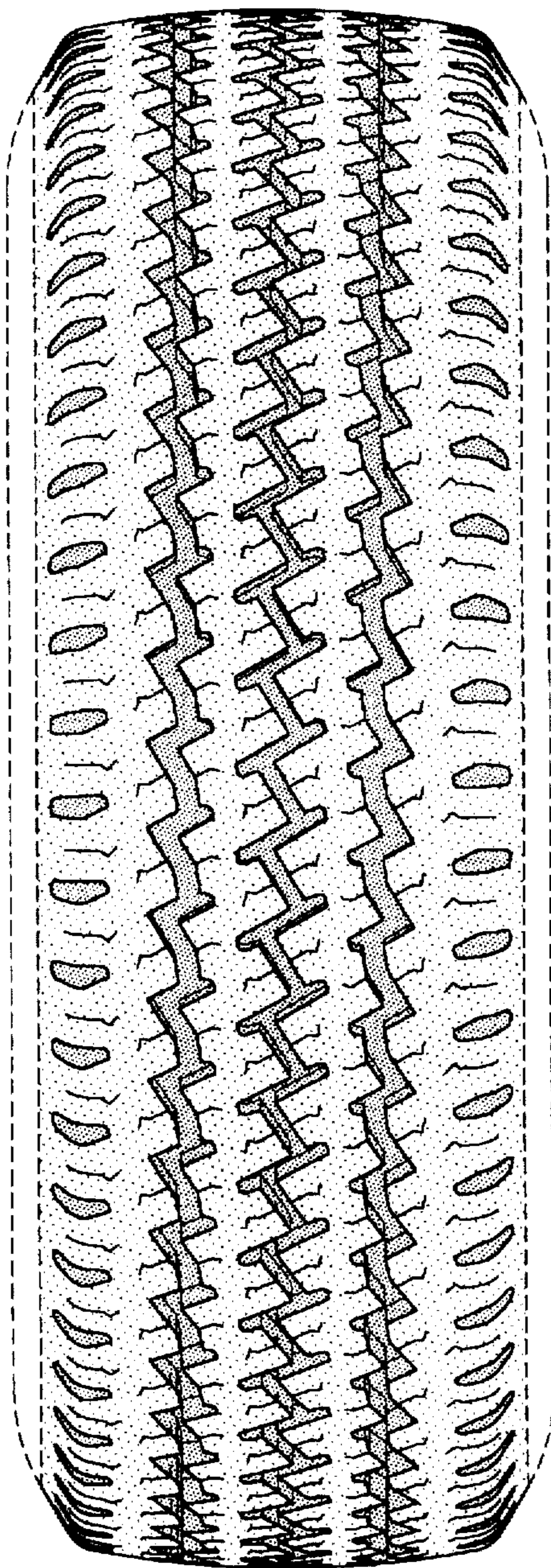


FIG-2

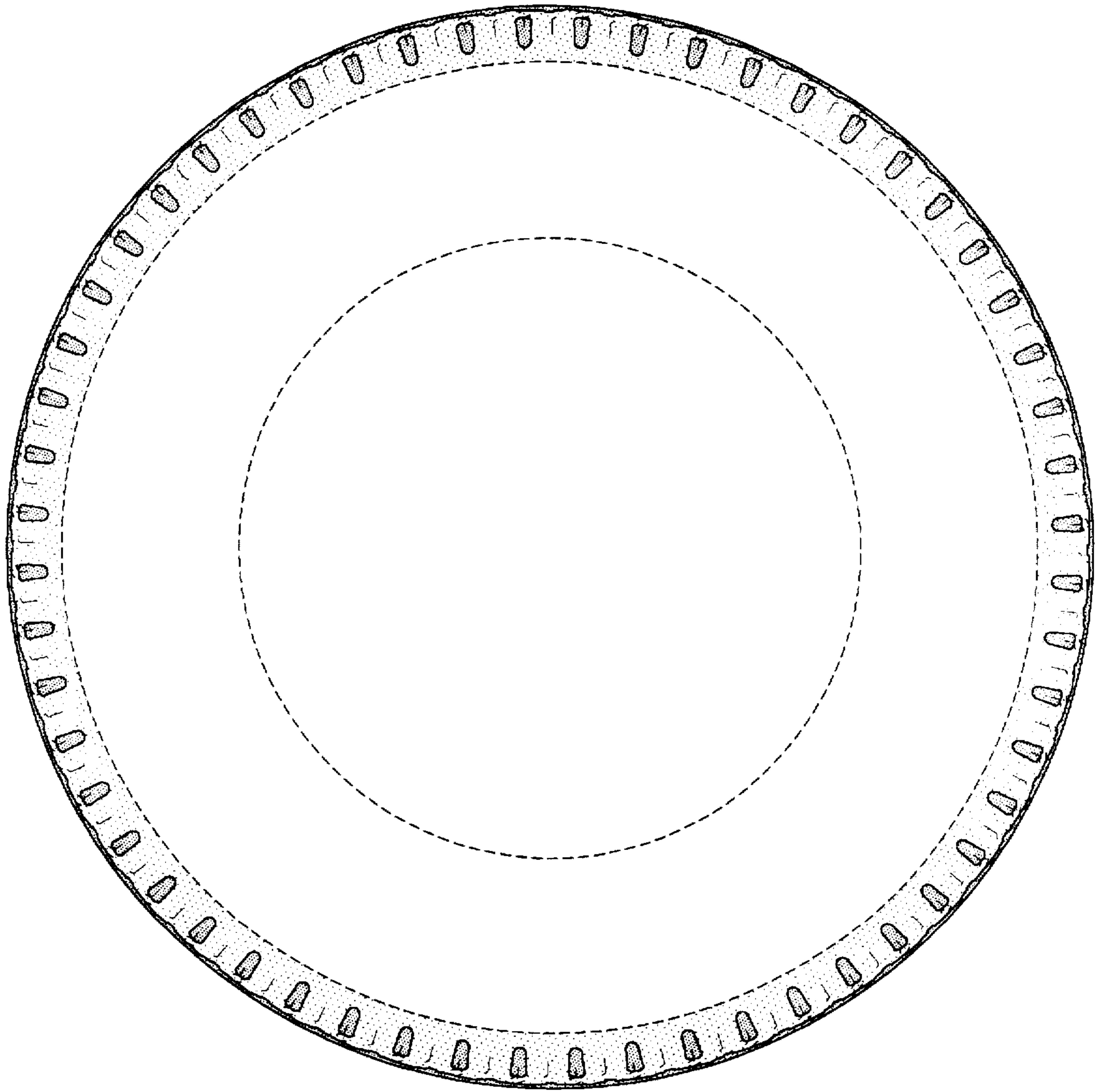


FIG-3

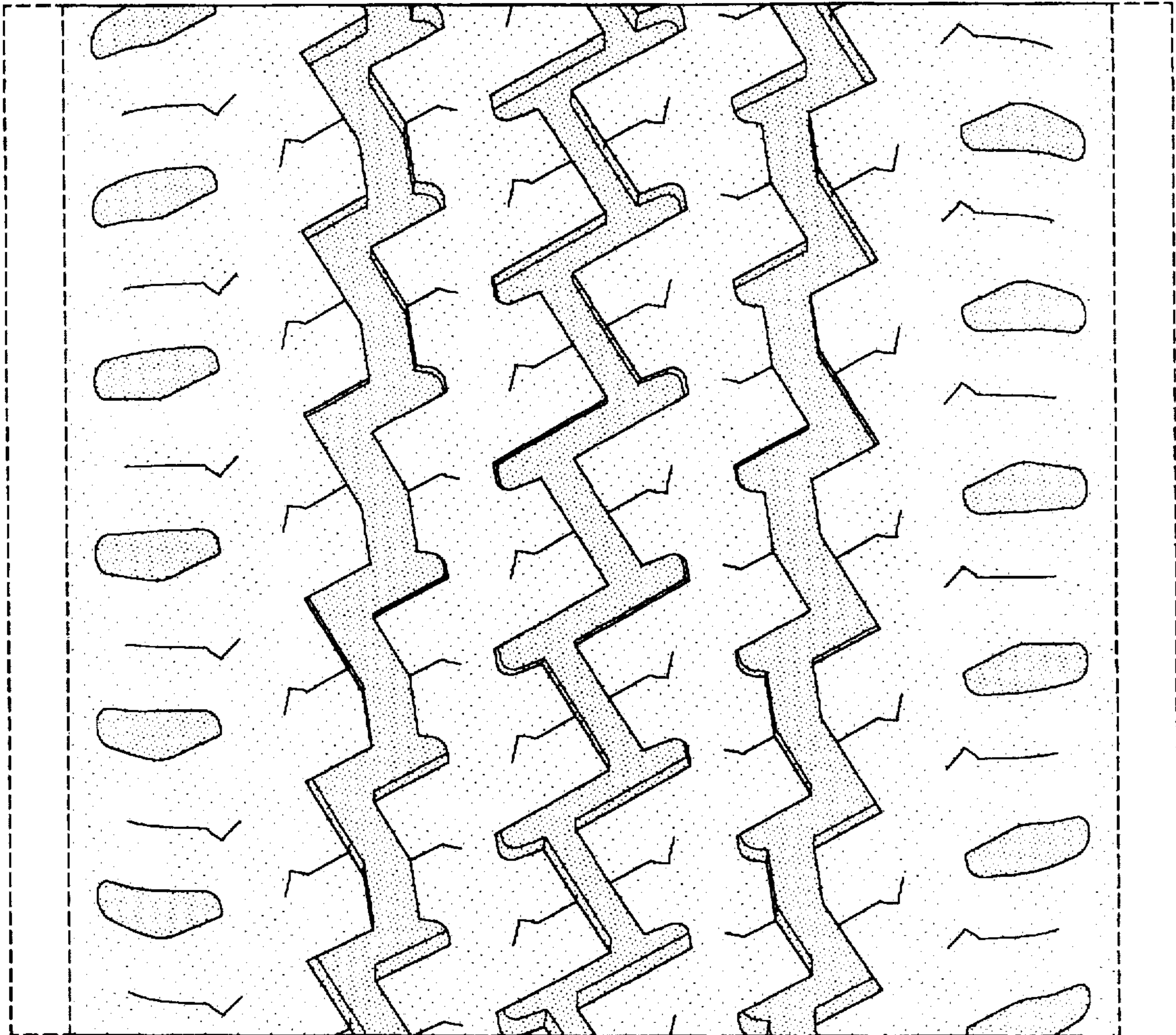


FIG-4