



US00D397639S

United States Patent [19]

Shea

[11] Patent Number: **Des. 397,639**

[45] Date of Patent: ****Sep. 1, 1998**

[54] **FLOWER POT COVER WITH SURFACE SHEEN**

2,302,259	11/1942	Rothfuss	47/72
4,980,209	12/1990	Hill	47/66 X
5,152,101	10/1992	Weder et al.	47/72

[75] Inventor: **Scott Shea, Berwick, Pa.**

FOREIGN PATENT DOCUMENTS

[73] Assignee: **Berwick Industries, Inc., Berwick, Pa.**

1084888	7/1954	France	47/72
2619698	3/1989	France	.
5-42958	2/1993	Japan	229/87.01
560532	4/1975	Switzerland	206/423

[**] Term: **14 Years**

[21] Appl. No.: **54,533**

[22] Filed: **May 16, 1996**

[51] LOC (6) Cl. **11-02**

[52] U.S. Cl. **D11/164; D11/152**

[58] Field of Search D11/143, 149, D11/152-156, 164, 89, 90; 47/66, 72; 206/423; 215/100.5; 229/1.5 R, 1.5 B, 4.5, 108, 108.1, 109, 110, 87.01, 922, 930, 186, 189; 428/27, 35.1, 24, 542.6; D9/346, 428-431; D27/102, 133; D26/128-136; D19/96; D7/540, 584, 586, 587, 354

Primary Examiner—Jeffrey Asch

[57] CLAIM

The ornamental design for a flower pot cover with a surface sheen, as shown and described.

DESCRIPTION

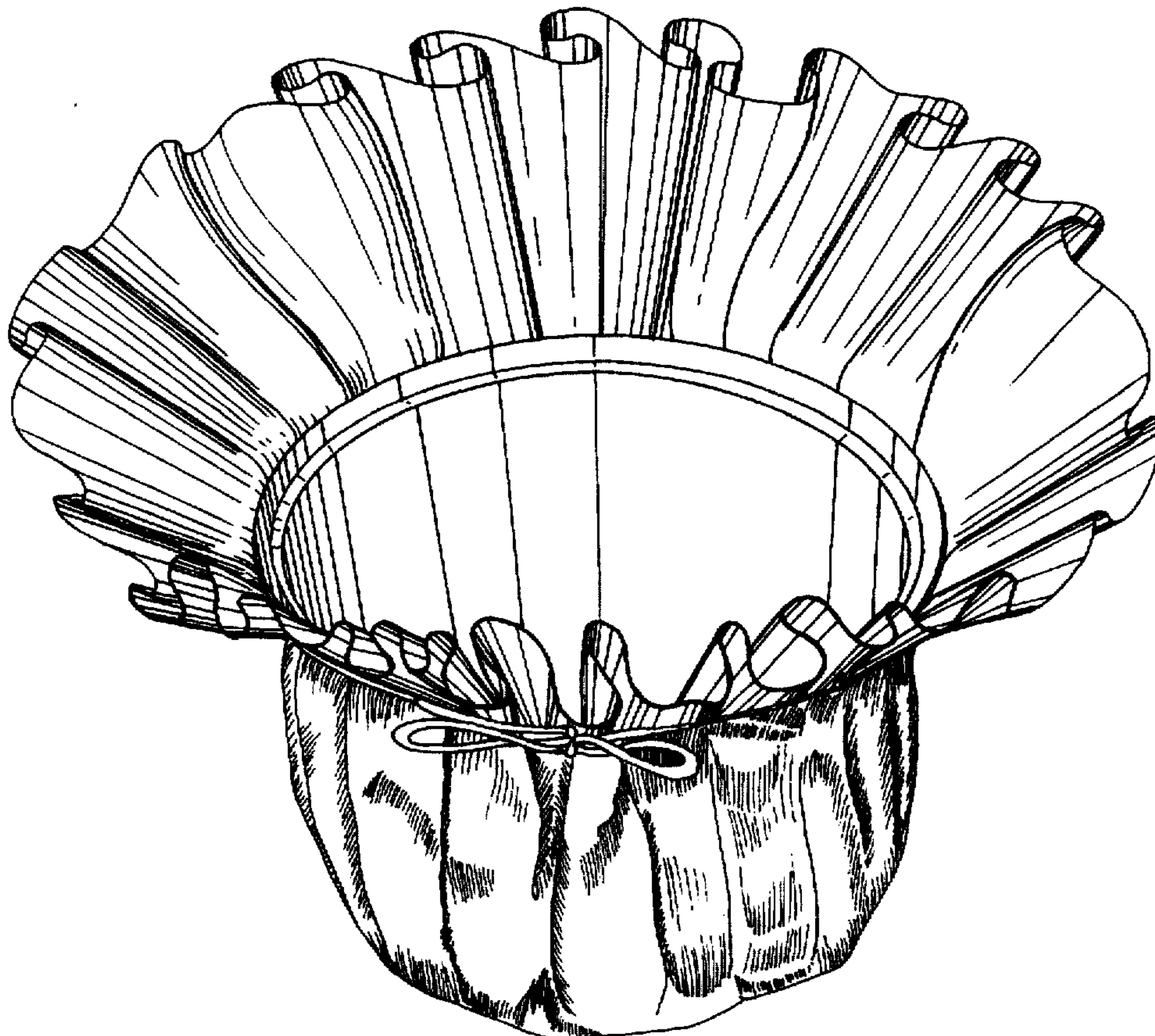
FIG. 1 is a front elevation view of a flower pot cover with a surface sheen embodying my invention;
 FIG. 2 is a rear elevation view of the flower pot cover with a surface sheen shown in FIG. 1 and embodying my invention; the side views are mirror images of this rear view;
 FIG. 3 is an isometric view of the flower pot cover with a surface sheen shown in FIG. 1 and embodying my invention;
 FIG. 4 is a top or plan view of the flower pot cover with a surface sheen shown in FIG. 1 and embodying my invention;
 FIG. 5 is a bottom view of the flower pot cover with a surface sheen shown in FIG. 1 and embodying my invention.

[56] References Cited

U.S. PATENT DOCUMENTS

D. 123,110	10/1940	Koch	D11/154
D. 279,279	6/1985	Wagner	D11/164
D. 287,950	1/1987	Weder et al.	D11/143
D. 302,253	7/1989	Weder	D11/153
1,868,853	7/1932	Sievers	47/72
2,097,929	11/1937	Lovett, Jr.	47/72 X

1 Claim, 3 Drawing Sheets



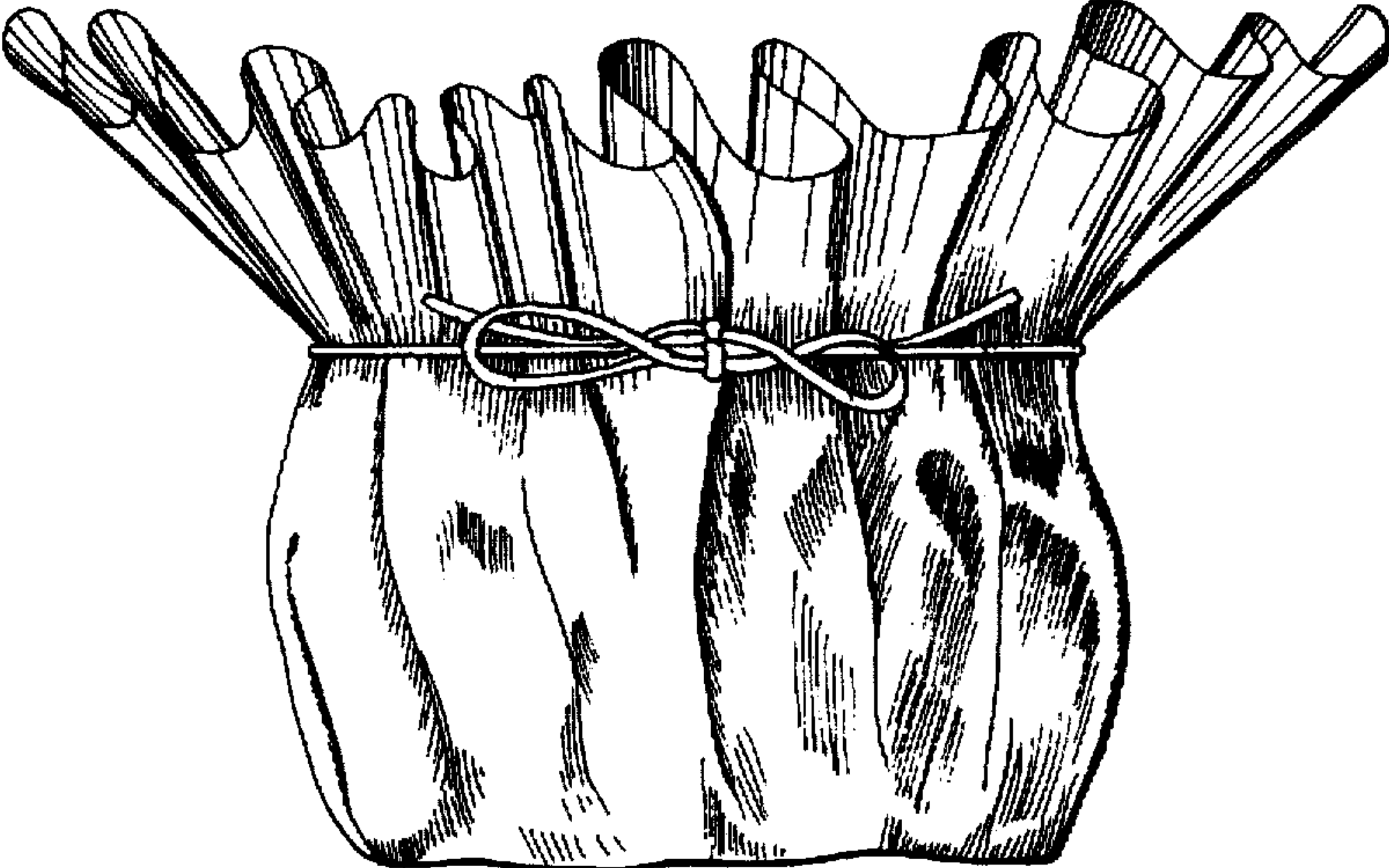


FIG. 1

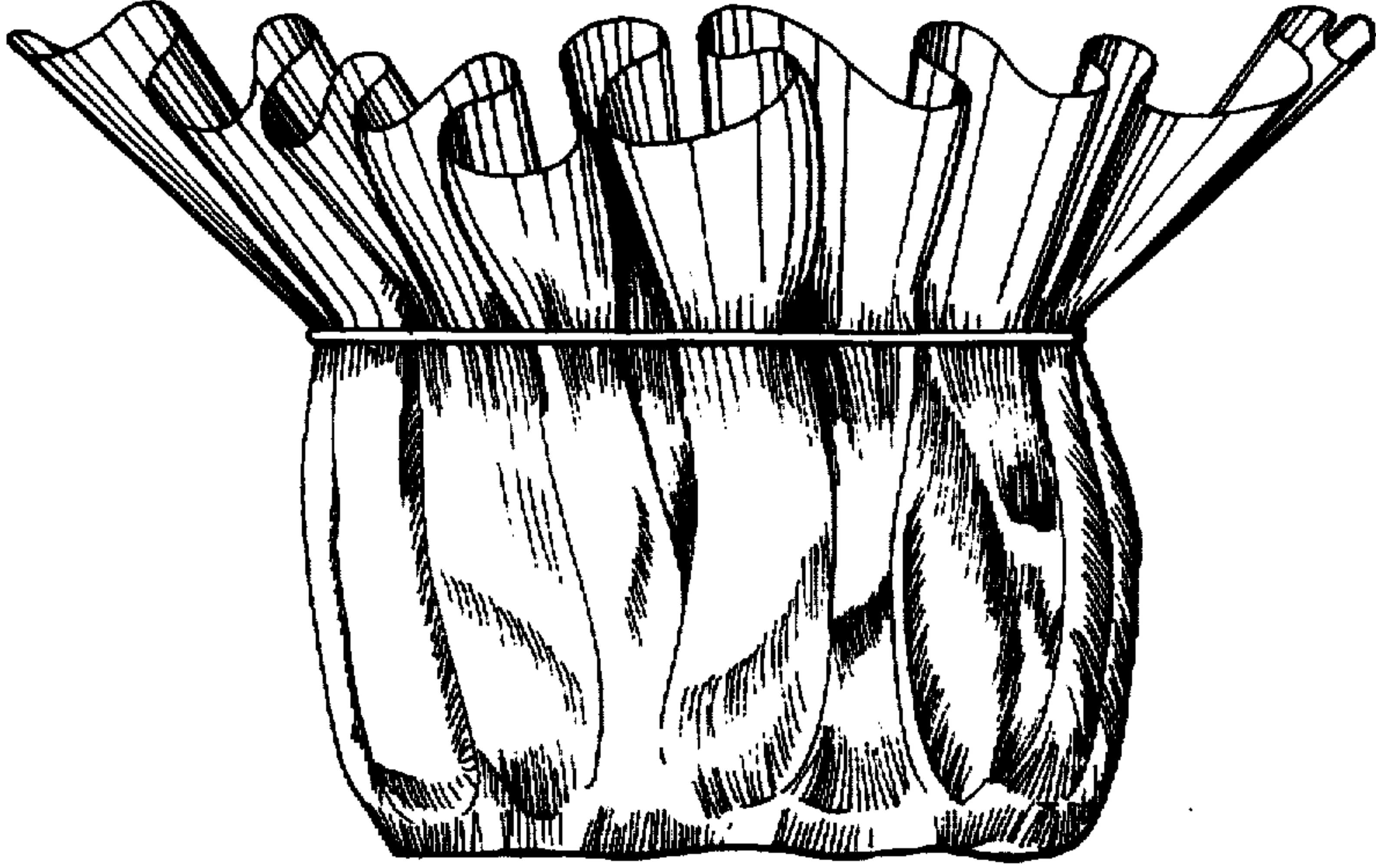


FIG. 2

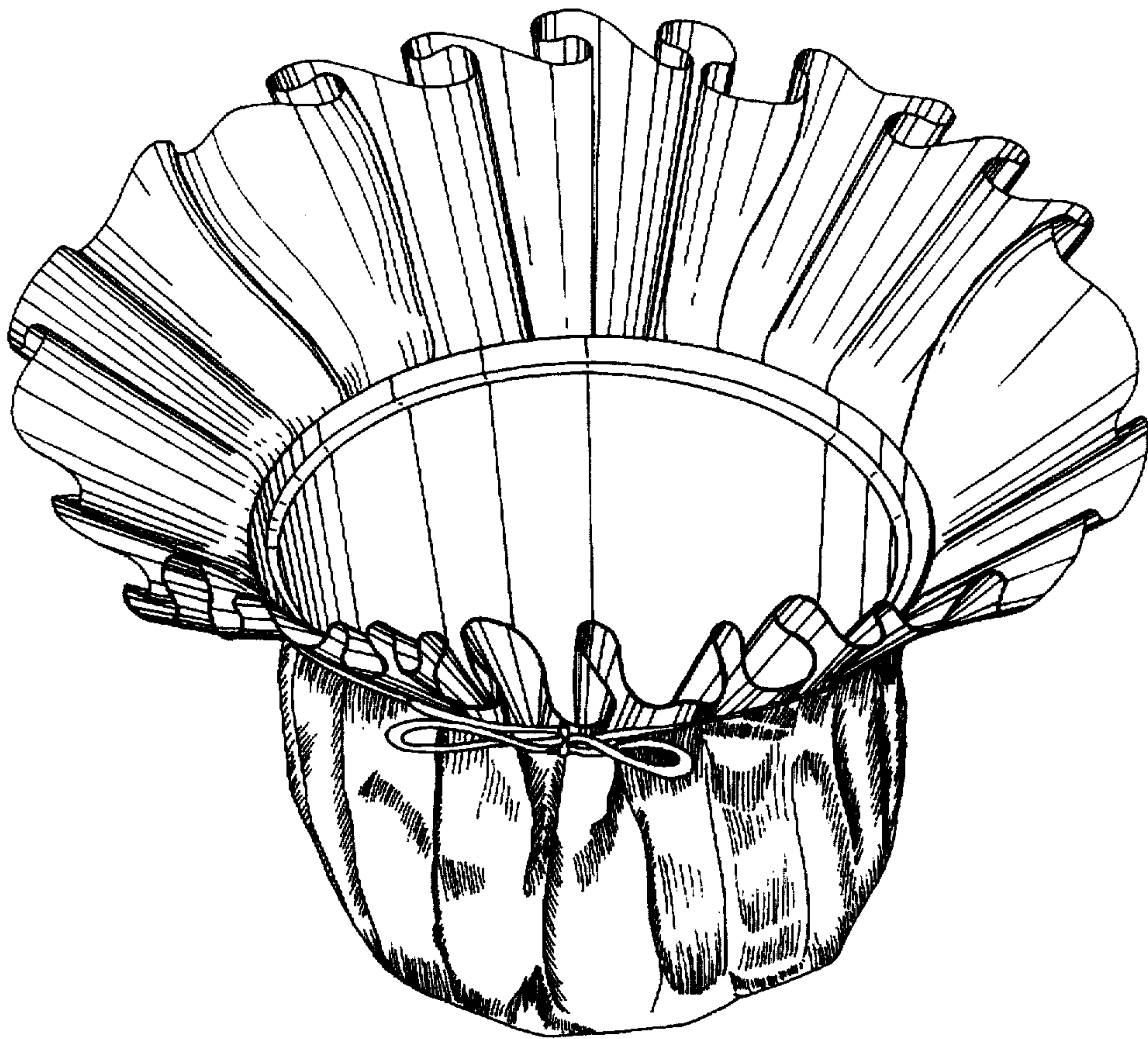


FIG. 3




FIG. 4

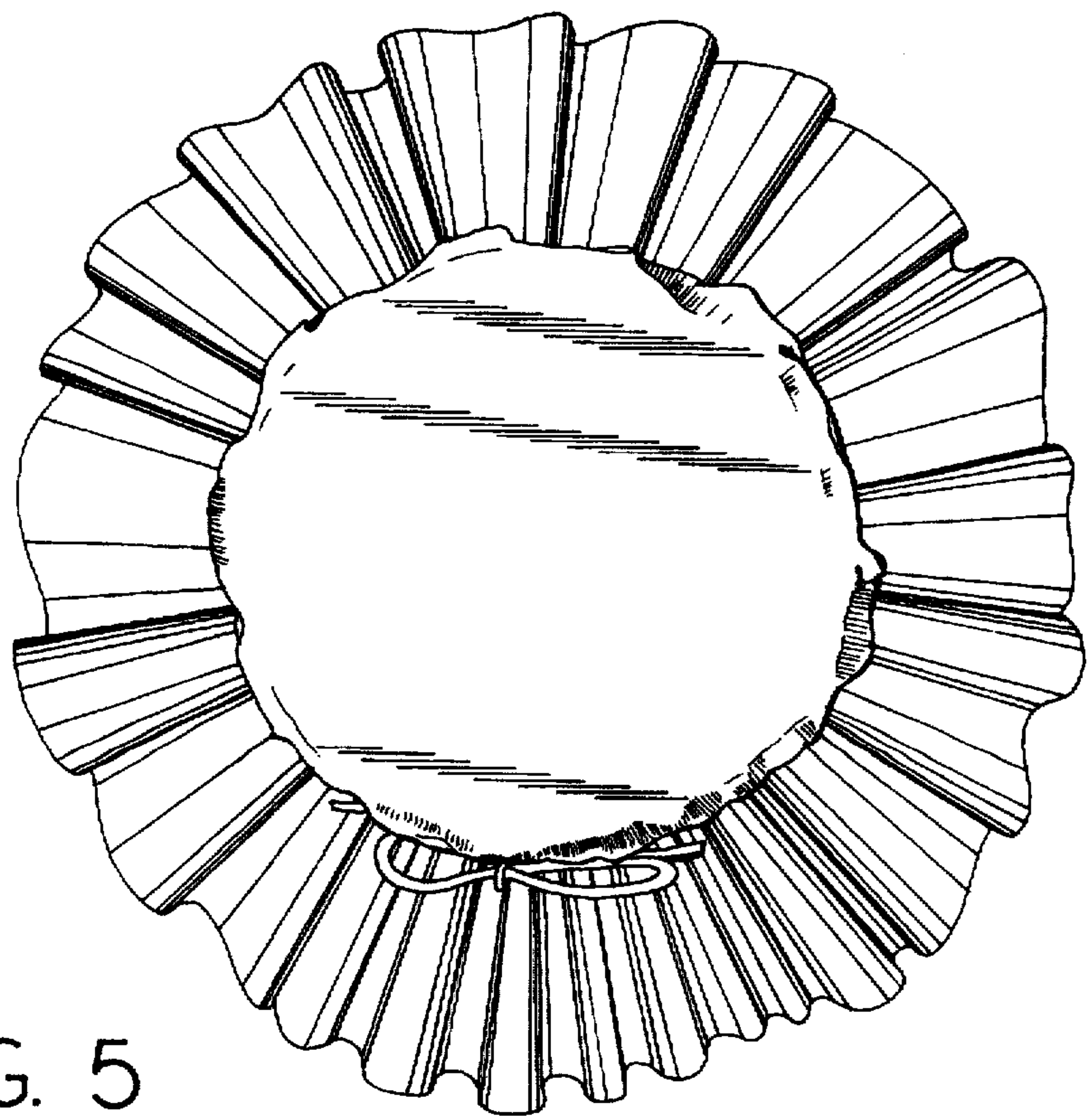


FIG. 5