



US00D397637S

# United States Patent [19]

Fanshaw

[11] Patent Number: Des. 397,637

[45] Date of Patent: \*\*Sep. 1, 1998

[54] **WRISTWATCH BRACELET**

[75] Inventor: **Bradley J. Fanshaw**, Santa Ana, Calif.

[73] Assignee: **Bonneville Watches**, Santa Ana, Calif.

[\*\*] Term: **14 Years**

[21] Appl. No.: **62,310**

[22] Filed: **Nov. 13, 1996**

[51] LOC (6) Cl. .... **11-01**

[52] U.S. Cl. .... **D11/25; D11/93**

[58] Field of Search ..... **D11/1-13, 15-25, D11/93, 94; 59/80-88, 90; 63/1.1-6; 224/171, 175, 178; D10/30-32**

[56] **References Cited**

**U.S. PATENT DOCUMENTS**

D. 168,478	12/1952	Rodriguez	.....	D11/25
D. 168,479	12/1952	Rodriguez	.....	D11/25
D. 226,968	5/1973	Cowan	.....	D11/93
D. 328,041	7/1992	Cowan	.....	D11/93
D. 329,207	9/1992	Cowan	.....	D11/19
1,751,792	3/1930	Carlson	.....	D11/12

*Primary Examiner*—Ralf Seifert  
*Attorney, Agent, or Firm*—Howard R. Lambert

[57] **CLAIM**

The ornamental design for the wristwatch bracelet, as shown and described.

**DESCRIPTION**

FIG. 1 is a perspective view of a wristwatch bracelet showing my new design, the broken line showing of a watch and clasp is for illustrative purposes only and form no part of the claimed design;

FIG. 2 is an enlarged perspective view of one of the links that comprise the bracelet;

FIG. 3 is a top plan view of the representative bracelet link of FIG. 2;

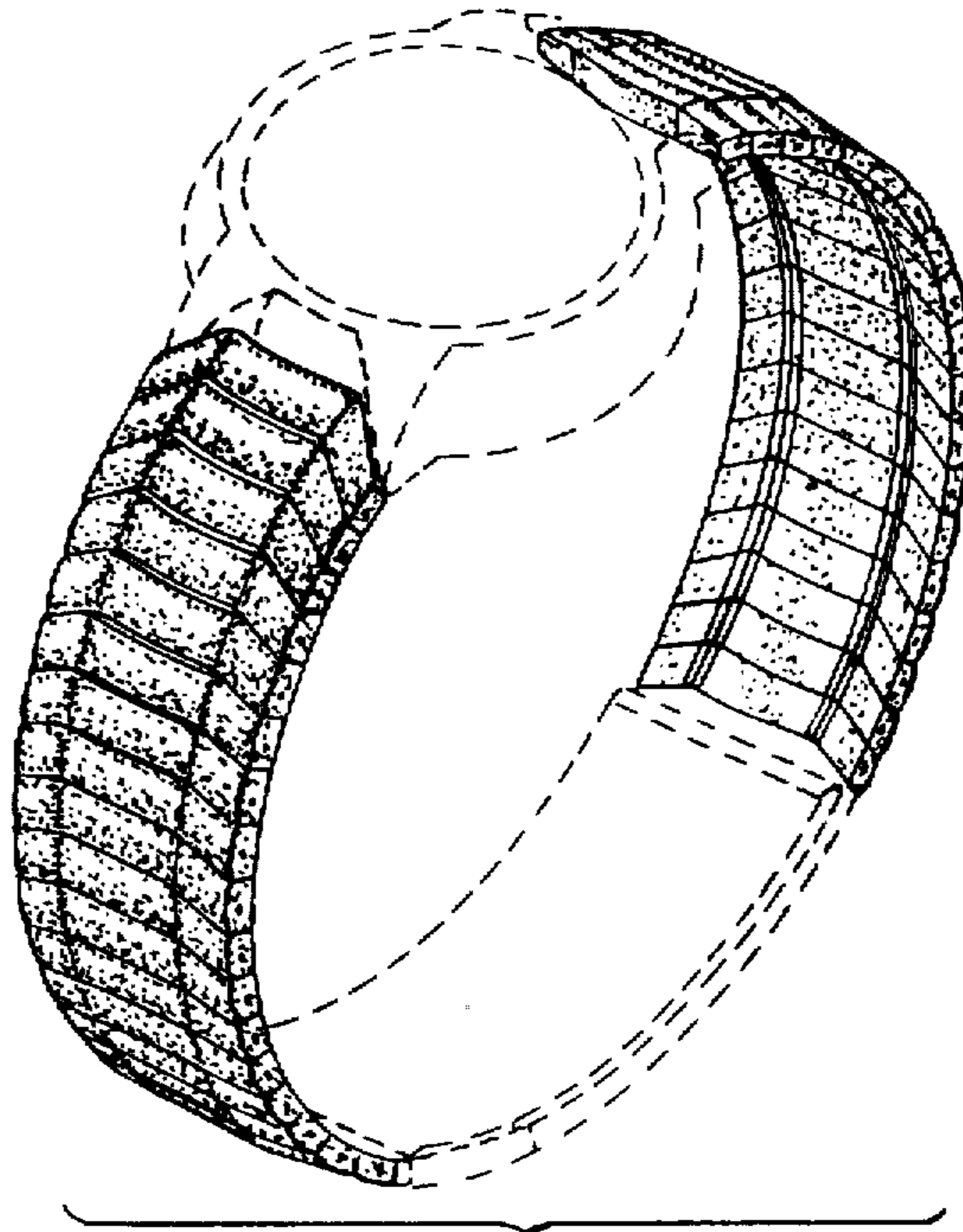
FIG. 4 is a rear elevational drawing of the representative bracelet link of FIG. 2;

FIG. 5 is a front elevational drawing of the representative bracelet link of FIG. 2;

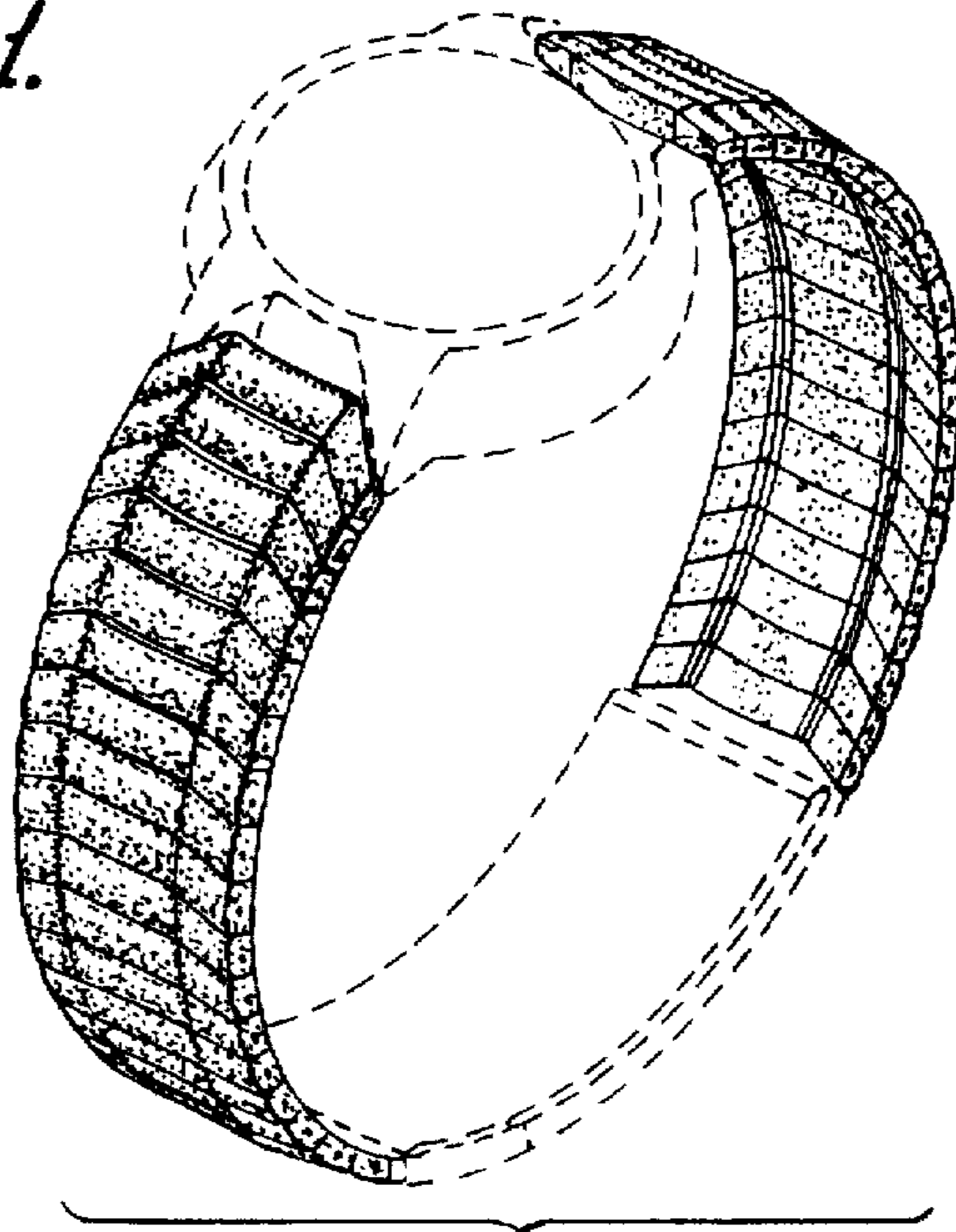
FIG. 6 is a side elevational drawing looking at the left side of the representative bracelet link of FIG. 2; and,

FIG. 7 is a side elevational drawing looking at the right side of the representative bracelet link of FIG. 2.

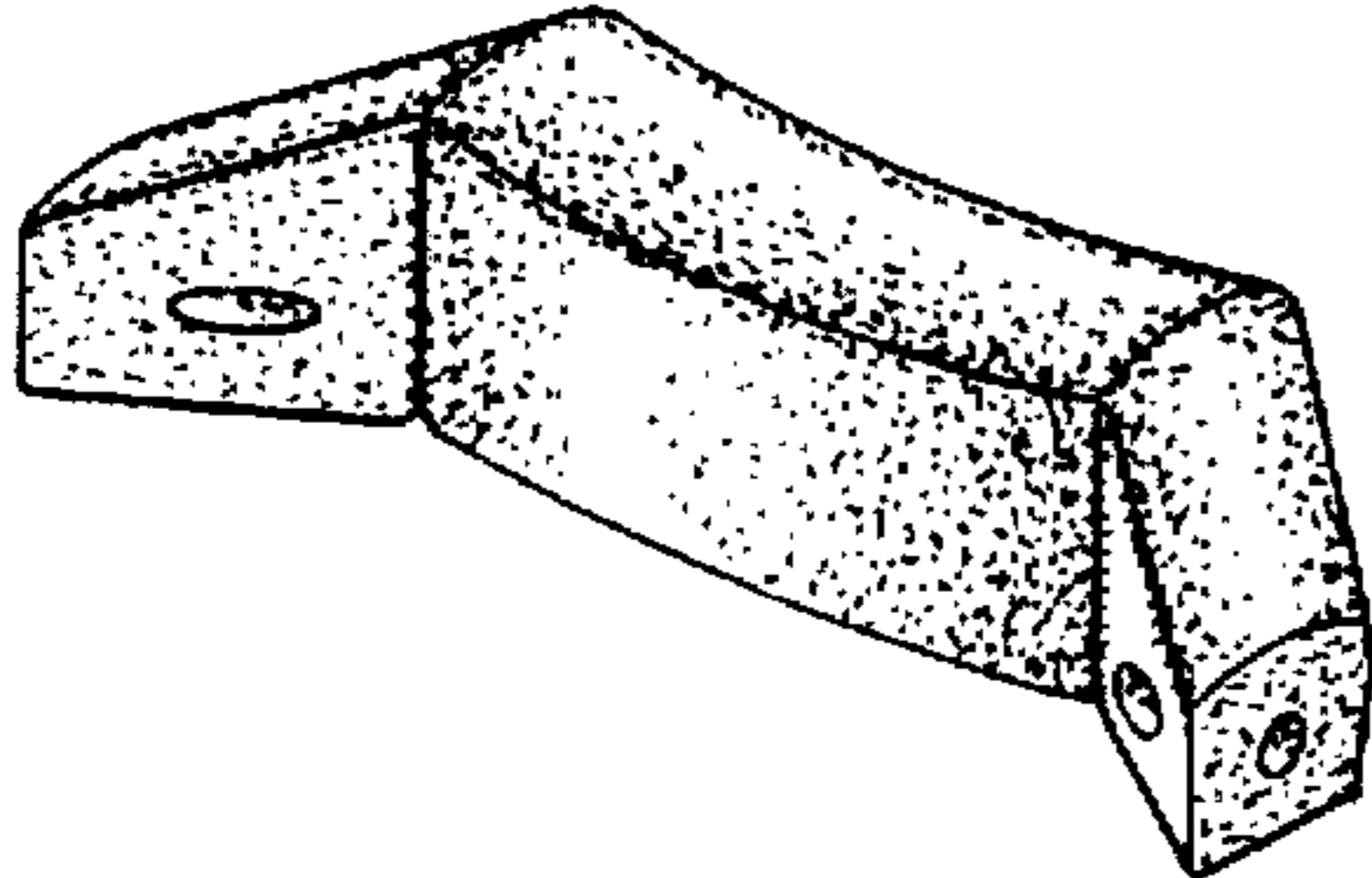
**1 Claim, 1 Drawing Sheet**



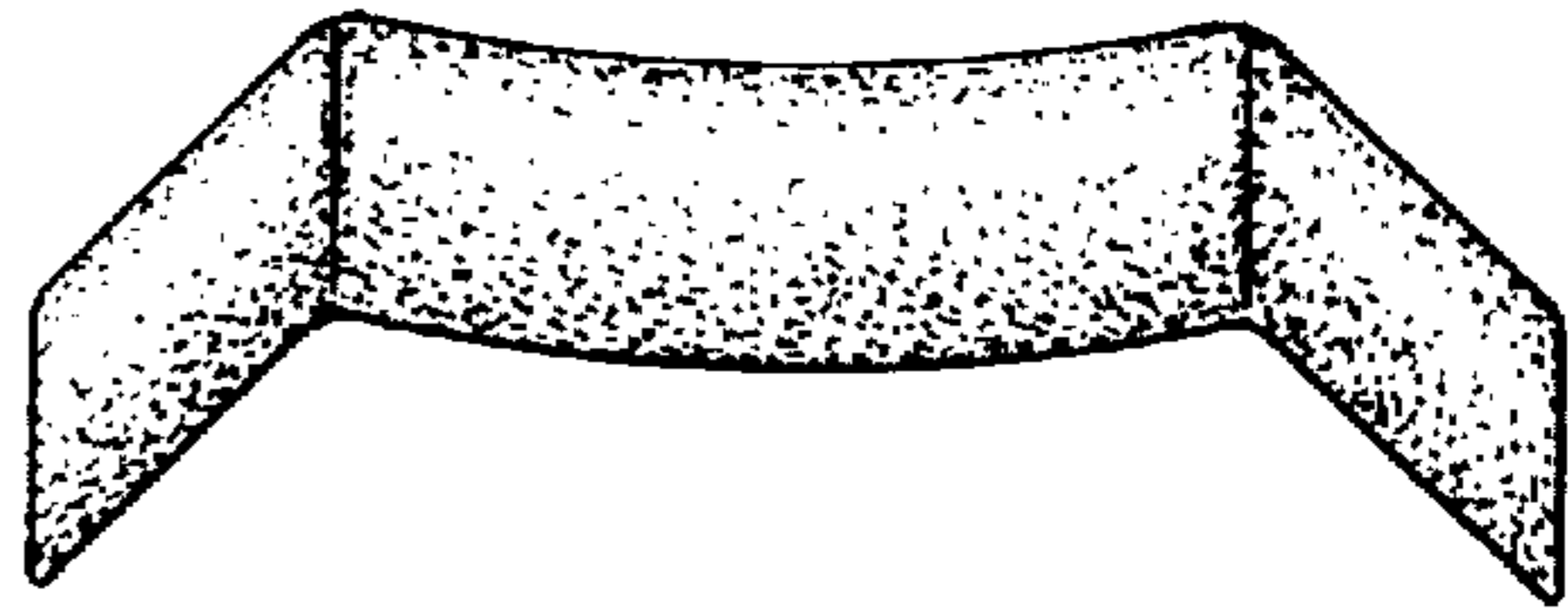
*FIG. 1.*




*FIG. 2.*



*FIG. 3.*



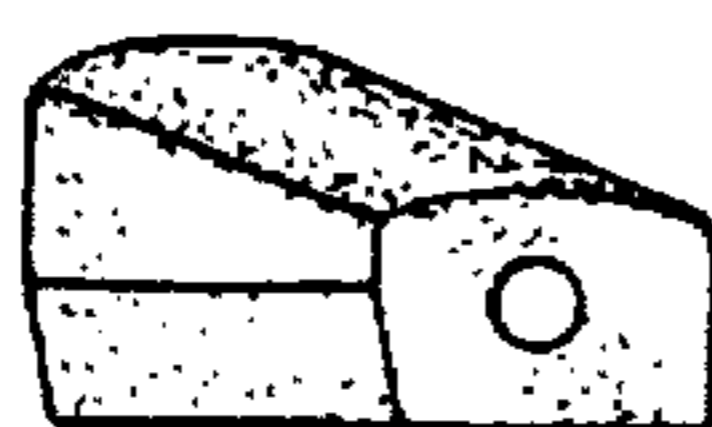

*FIG. 4.*



*FIG. 5.*



*FIG. 6.* *FIG. 7.*



*FIG. 8.*

