



US00D397621S

United States Patent [19]

[11] Patent Number: **Des. 397,621**

Wright et al.

[45] Date of Patent: ****Sep. 1, 1998**

[54] FINGER WATCH

[76] Inventors: **Greg Wright; LaDeana Wright**, both of 4777 Pony Express Trail, Camino, Calif. 95709

[**] Term: **14 Years**

[21] Appl. No.: **71,816**

[22] Filed: **Apr. 4, 1997**

[51] LOC (6) Cl. **10-02**

[52] U.S. Cl. **D10/31; D10/33; D10/35; D11/31**

[58] Field of Search D10/2, 6-9, 31, D10/33-35; D11/31-33, 44, 40, 55, 67, 81-82, 100, 106, 115

[56] References Cited

U.S. PATENT DOCUMENTS

- D. 133,095 7/1942 Bernstein D11/32
- D. 229,901 1/1974 Crowley D11/55 X
- D. 246,830 1/1978 Lossing D11/12
- D. 248,286 6/1978 Barr D11/33 X
- D. 249,253 9/1978 Watkins D11/55 X
- D. 250,456 12/1978 Fishman D11/55 X
- D. 262,527 1/1982 Goldberg D11/1

- D. 266,312 9/1982 Lin D10/2
- D. 267,312 12/1982 Frank D10/2
- D. 267,859 2/1983 Kabaya D10/2
- D. 294,011 2/1988 Hanson D10/33 X
- D. 296,533 7/1988 Colvin D11/2
- D. 343,135 1/1994 Cooper D11/30

Primary Examiner—Nelson C. Holtje
Attorney, Agent, or Firm—John D. Gugliotta

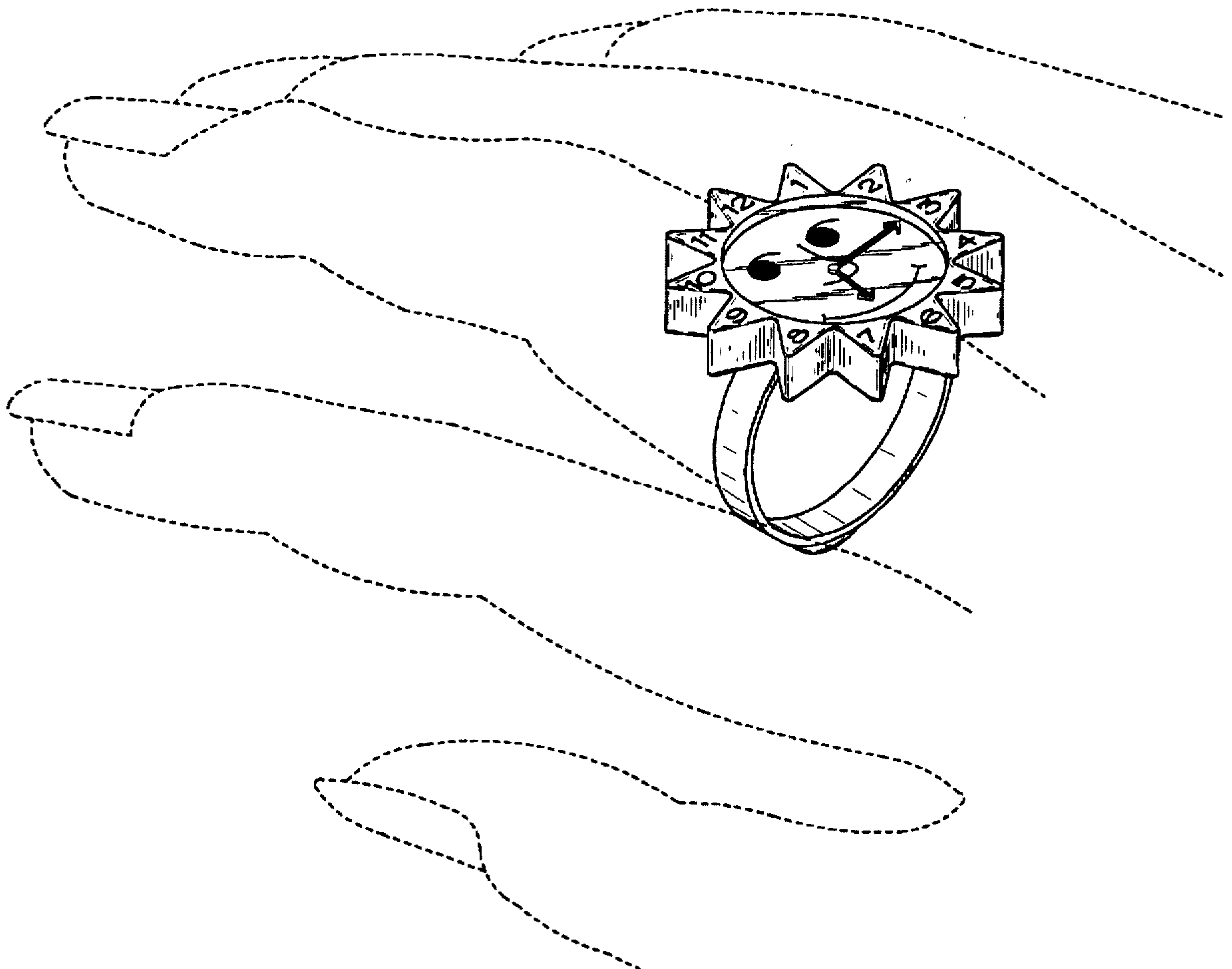
[57] CLAIM

The ornamental design for a finger watch, as shown and described.

DESCRIPTION

FIG. 1 is a perspective view of a finger watch showing my new design;
 FIG. 2 is a top plan view thereof;
 FIG. 3 is a bottom plan view thereof;
 FIG. 4 is a front elevational view thereof, the opposite elevation being a mirror image; and,
 FIG. 5 is a left side elevational view thereof, the opposite side being a mirror image.
 The broken line showing of a hand is illustrative of environment only and forms no part of the claimed design.

1 Claim, 1 Drawing Sheet






Fig.1




Fig.2

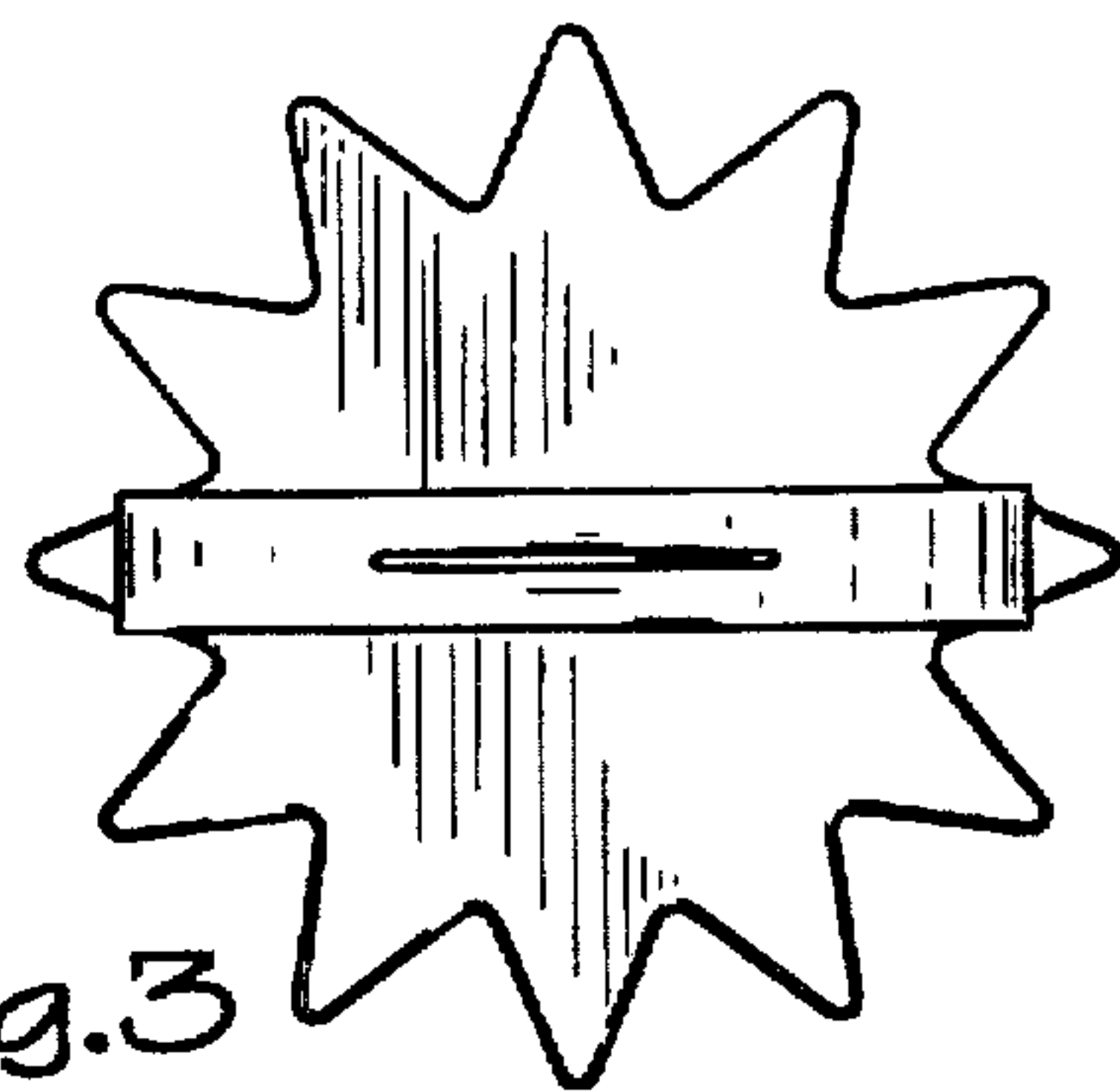


Fig.3

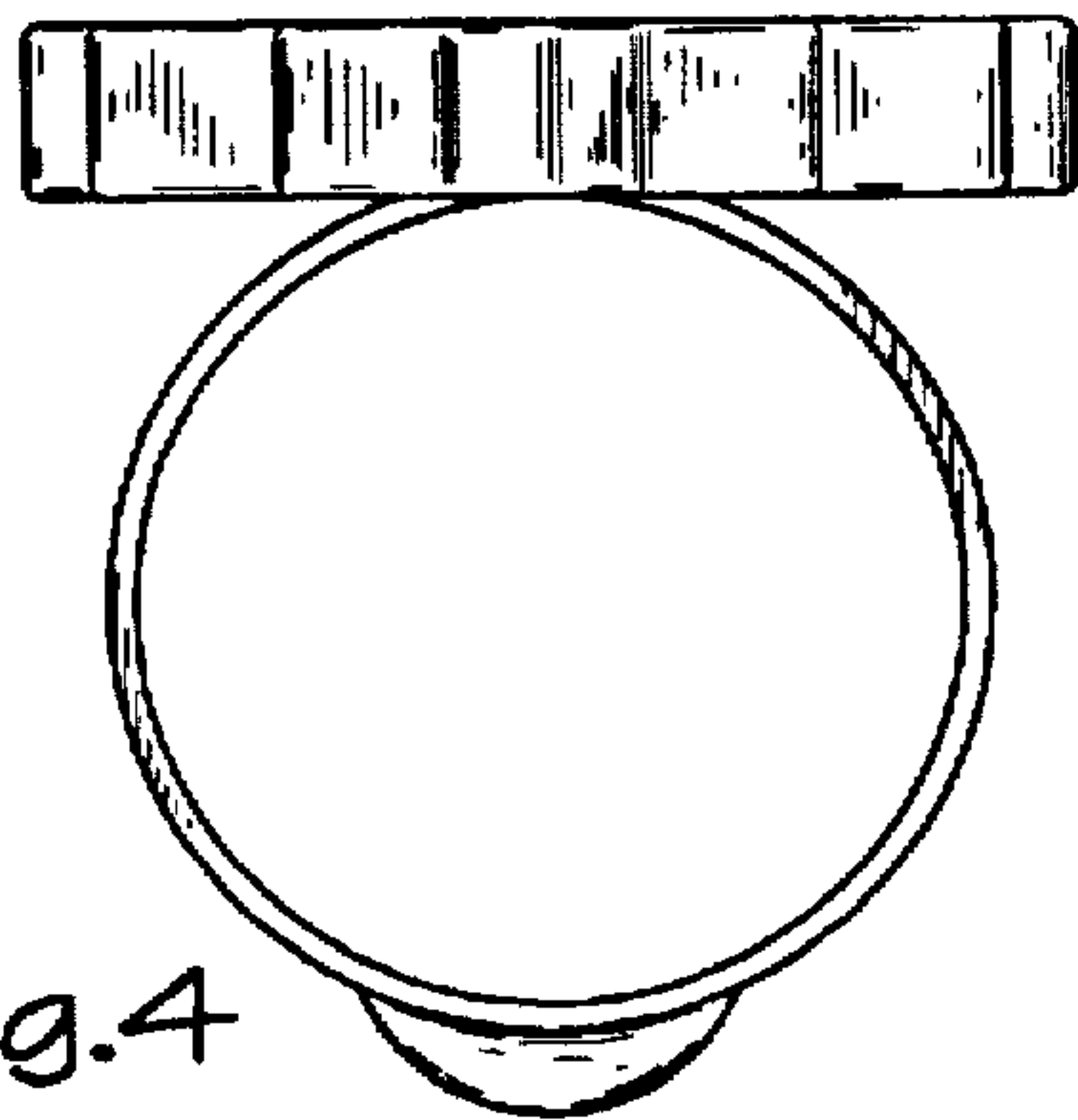


Fig.4

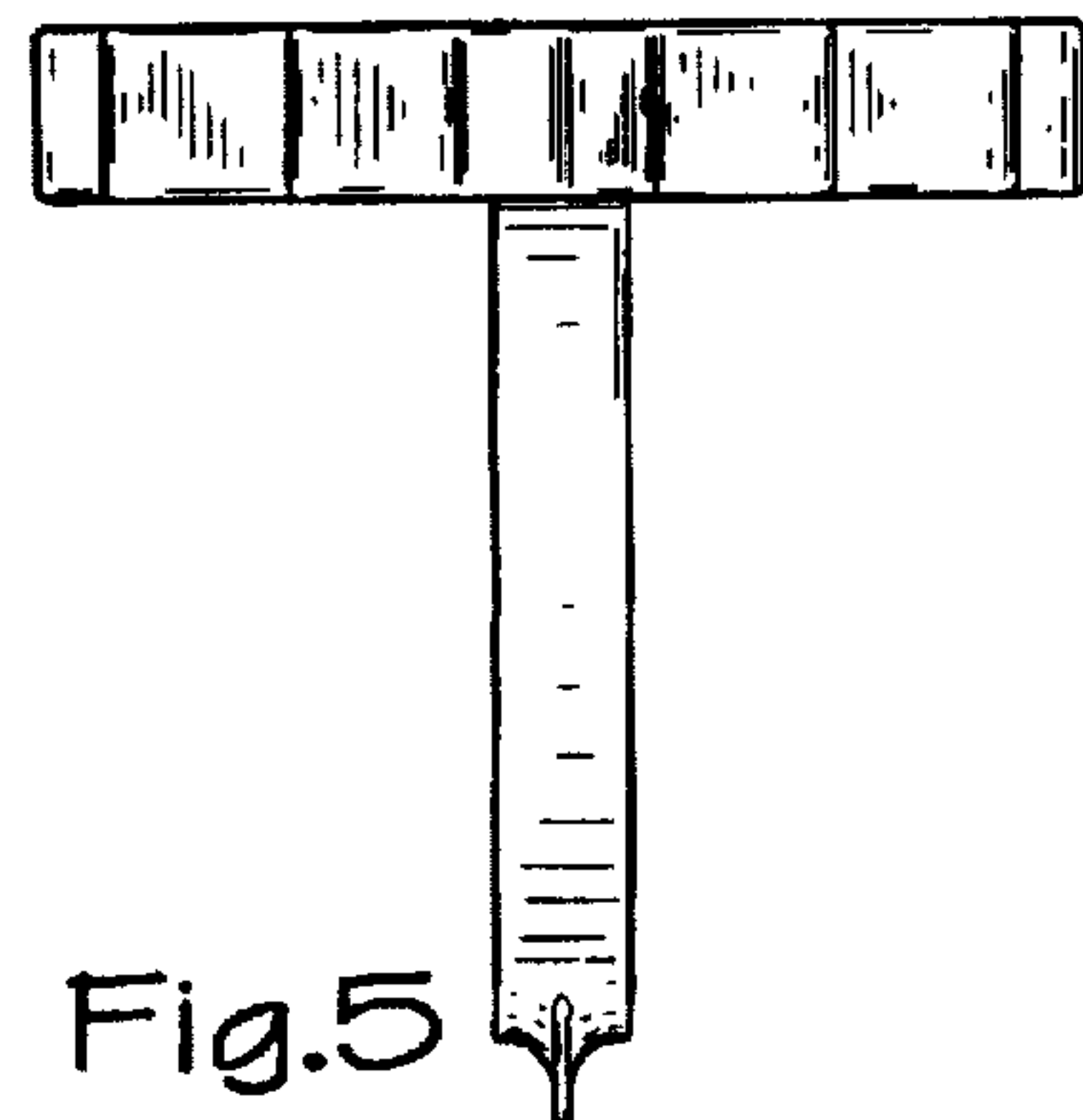


Fig.5