



US00D397609S

United States Patent [19]

Hamilton et al.

[11] Patent Number: **Des. 397,609**

[45] Date of Patent: ****Sep. 1, 1998**

[54] **PORTION OF THE PACKAGE**

[75] Inventors: **Jonathan Christopher Hamilton, Tariffville; Paul K. Metaxatos, Collinsville; David William Schweitzer, West Hartford, all of Conn.**

[73] Assignee: **American Saw & Mfg. Company, East Longmeadow, Mass.**

[**] Term: **14 Years**

[21] Appl. No.: **75,592**

[22] Filed: **Aug. 20, 1997**

Related U.S. Application Data

[62] Division of Ser. No. 58,625, Aug. 13, 1996, Pat. No. Des. 387,275.

[51] LOC (6) CL **09-07**

[52] U.S. Cl. **D9/423**

[58] Field of Search D9/420-425, 414, D9/337, 432; 206/775-778, 541, 461-471, 828; 220/524, 253, 337, 339, 351, 355, 25.8, 694, 696, 732, 741, 4.24, 752, 755, 758, 684; 229/407

[56] References Cited

U.S. PATENT DOCUMENTS

D. 292,776 11/1987 Cugley D9/415

D. 310,462	9/1990	Schoen	D9/415
D. 365,984	1/1996	Hoffmann	D9/415
3,311,252	3/1967	Swartwood et al.	220/758 X
4,187,639	2/1980	Ono	220/4.24 X
5,209,354	5/1993	Thornhill et al.	256/461 X
5,211,302	5/1993	Tiramani	220/4.24 X
5,377,855	1/1995	Cook, Jr. et al.	220/4.23
5,405,005	4/1995	White	220/4.23 X
5,441,150	8/1995	Ma	220/339 X

Primary Examiner—Prabhakar G. Deshmukh
Attorney, Agent, or Firm—Howrey & Simon

[57] CLAIM

The ornamental design for a portion of the package, as shown and described.

DESCRIPTION

FIG. 1 is a top plan view of a portion of the package showing our new design;

FIG. 2 is a bottom plan view thereof;

FIG. 3 is a right side elevational view thereof;

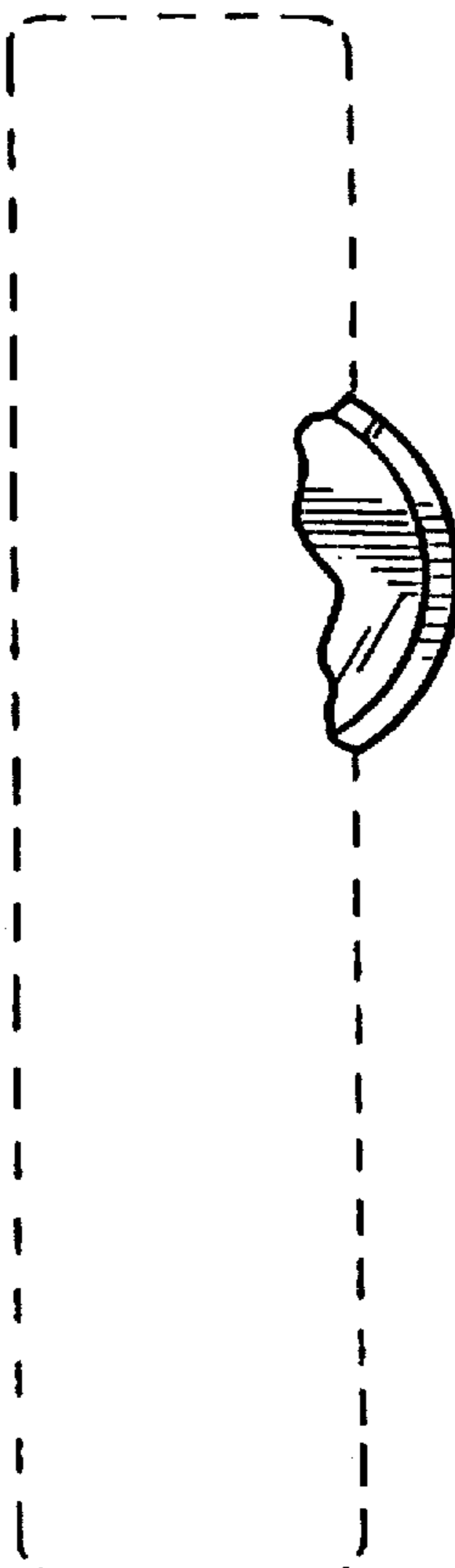
FIG. 4 is a left side elevational view thereof;

FIG. 5 is a front elevational view of thereof; and,

FIG. 6 is a rear elevational view thereof.

The broken line showing of a package is for illustrative purpose only and forms no part of the claim.

1 Claim, 2 Drawing Sheets



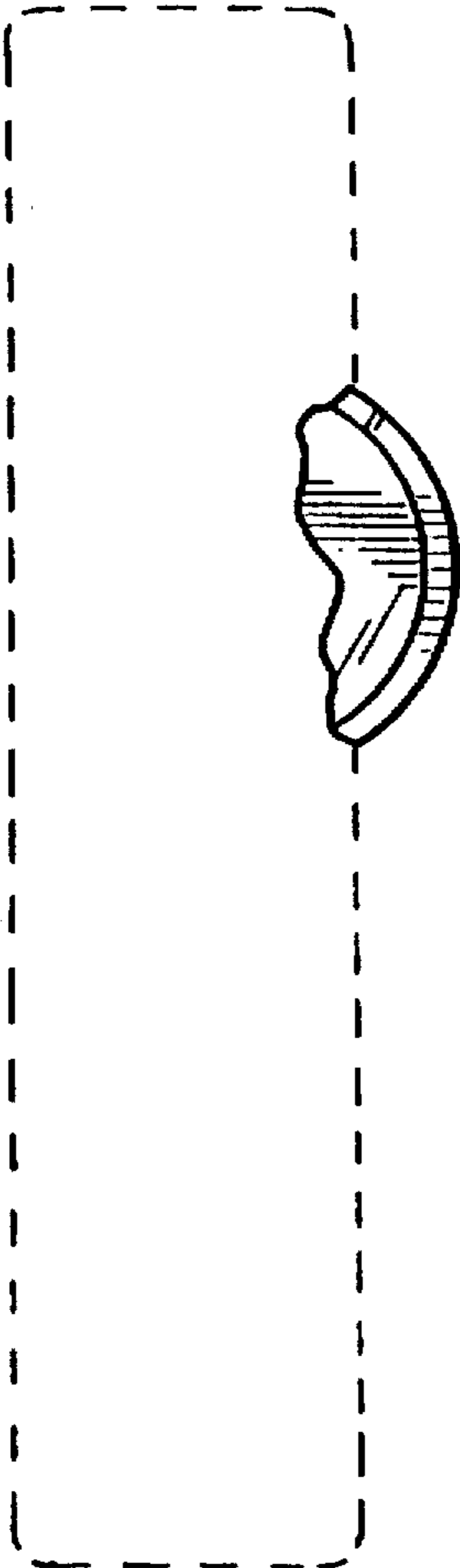


FIG. 1

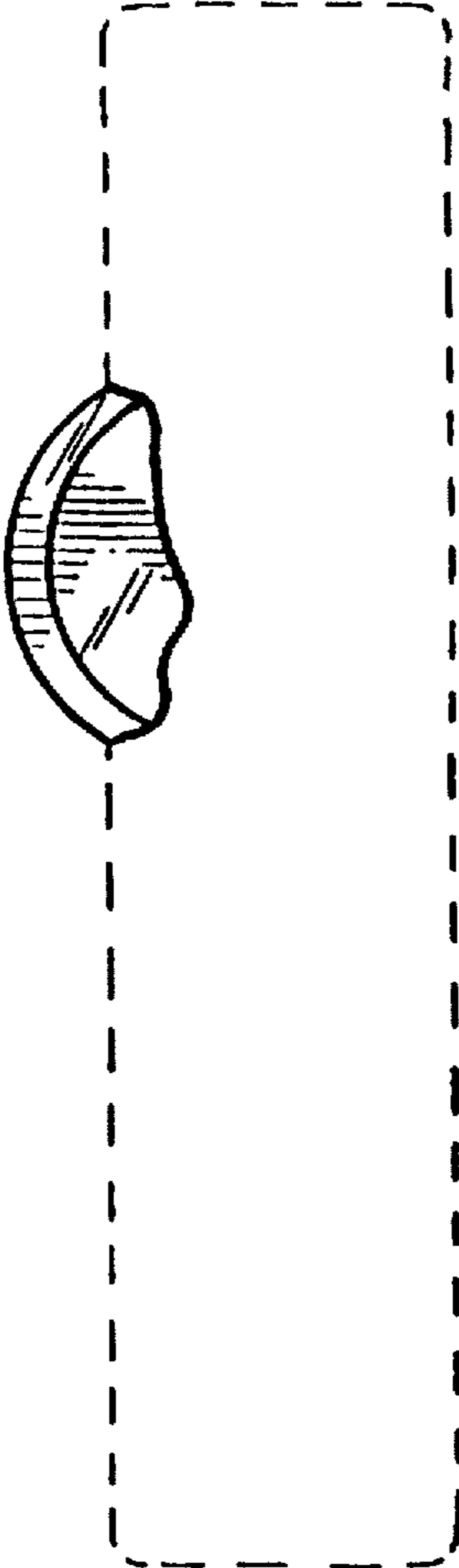


FIG. 2

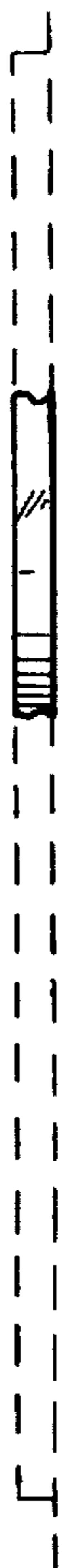


FIG.3

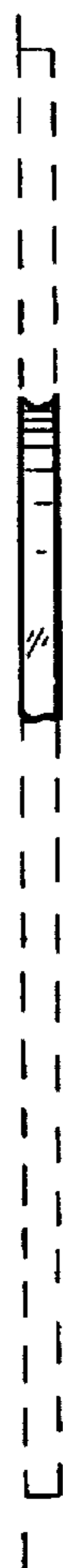


FIG.4

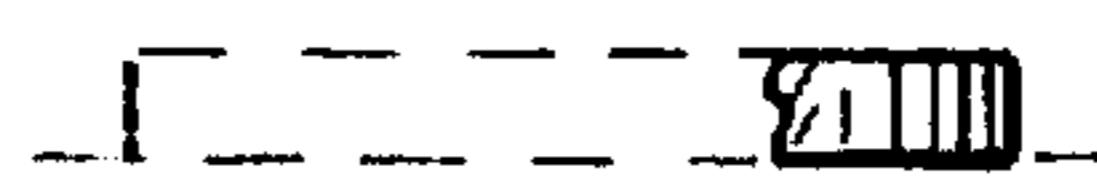


FIG.5



FIG.6