



US00D397602S

**United States Patent** [19]  
**Kim**

[11] **Patent Number:** **Des. 397,602**  
[45] **Date of Patent:** **\*\*Sep. 1, 1998**

[54] **ROLL STAMP DISPENSER AND LETTER OPENER**

[76] **Inventor:** **Jung Wook Kim**, 10447 SW. Moratoc Dr., Tualatin, Oreg. 97062

[\*\*] **Term:** **14 Years**

[21] **Appl. No.:** **75,633**

[22] **Filed:** **Sep. 3, 1997**

[51] **LOC (6) Cl.** ..... **08-03**

[52] **U.S. Cl.** ..... **D8/104; D8/103; D19/69; D19/97; D21/161**

[58] **Field of Search** ..... **D8/102, 103, 104, D8/98; D19/65, 67-69, 73, 89, 97, 99, 100; D21/161; D10/34; 30/2, 286, 289, 294, DIG. 3; D11/51; 7/164, 170; 206/39-39.8, 820**

[56] **References Cited**

**U.S. PATENT DOCUMENTS**

D. 72,007	2/1927	Ellett	.....	D21/161
D. 124,208	12/1940	Silverfield	.....	D11/51
D. 141,038	5/1945	Strauss	.....	D10/34
D. 165,656	1/1952	Lathrop	.....	D19/69
D. 182,065	2/1958	Ellerman	.....	D19/67
D. 217,313	4/1970	Dowit	.....	D8/104
D. 260,131	8/1981	Hiatt et al.	.....	
D. 263,407	3/1982	Gilford	.....	D21/161
D. 277,588	2/1985	Paczko	.....	D21/161 X
D. 309,474	7/1990	Murai	.....	
D. 329,184	9/1992	Lage et al.	.....	

D. 331,262	11/1992	O'Brien	.....	
D. 355,108	2/1995	Lage et al.	.....	
D. 355,347	2/1995	Wenk	.....	
2,276,296	3/1942	Flood	.....	
2,847,118	8/1958	Johnson	.....	206/39.3
3,028,670	4/1962	Tilly	.....	30/294
4,574,979	3/1986	Hackett	.....	
4,821,918	4/1989	Turner	.....	
4,868,942	9/1989	Kim et al.	.....	7/164
5,378,301	1/1995	Boreali et al.	.....	

*Primary Examiner*—Martie Thompson  
*Attorney, Agent, or Firm*—Jacobson, Price, Holman & Stern, PLLC

[57] **CLAIM**

The ornamental design for a roll stamp dispenser and letter opener, as shown and described.

**DESCRIPTION**

FIG. 1 is a perspective view showing my new design for a roll stamp dispenser and letter opener;  
FIG. 2 is a top view thereof;  
FIG. 3 is a bottom view thereof;  
FIG. 4 is a front view thereof;  
FIG. 5 is a rear view thereof;  
FIG. 6 is a right side view thereof; and,  
FIG. 7 is a left side view thereof.  
The portions in the drawing FIGS. depicted by means of broken lines have been shown for illustrative purposes only and form no part of the claimed design.

**1 Claim, 4 Drawing Sheets**




FIG. 1




FIG. 2

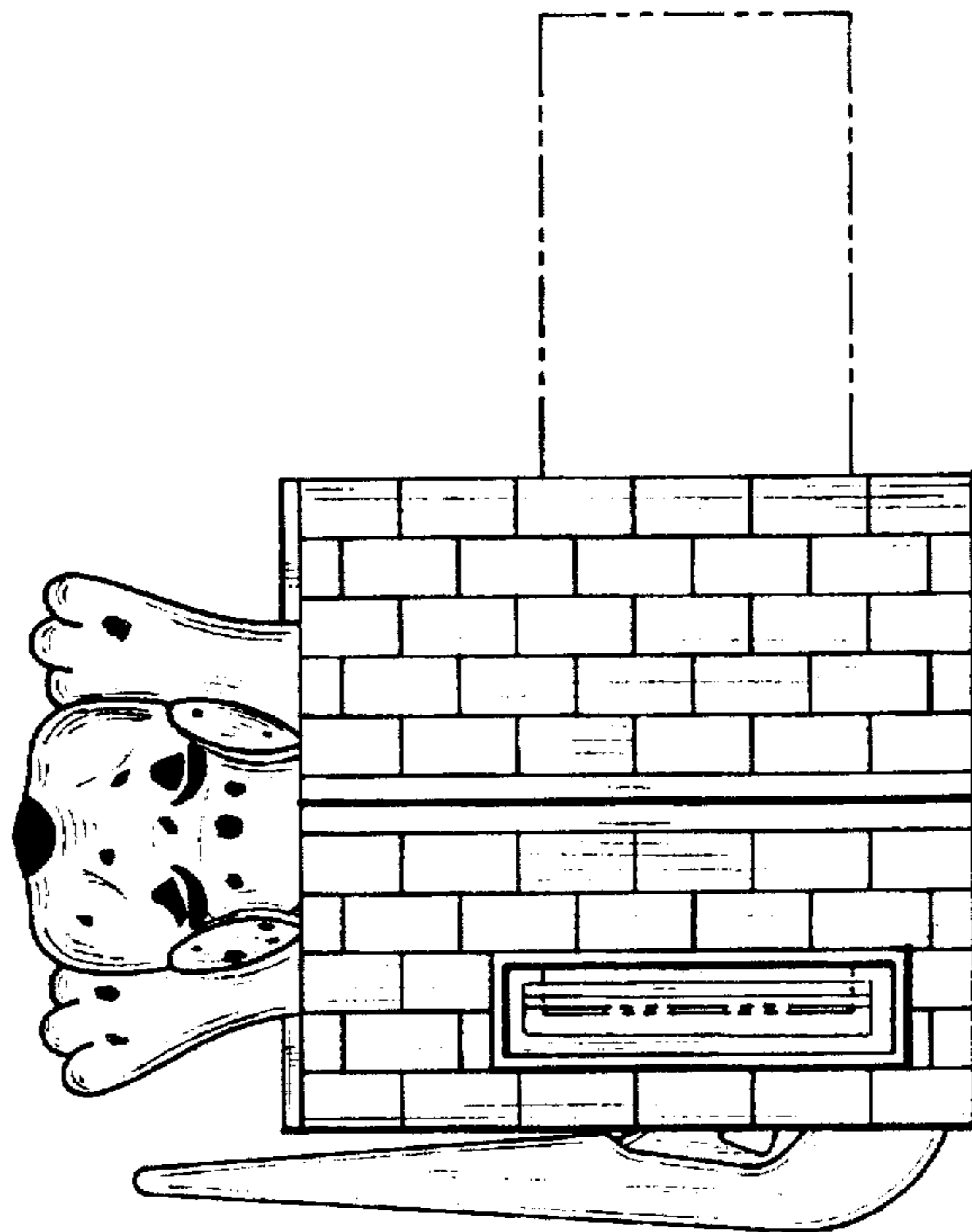


FIG. 3

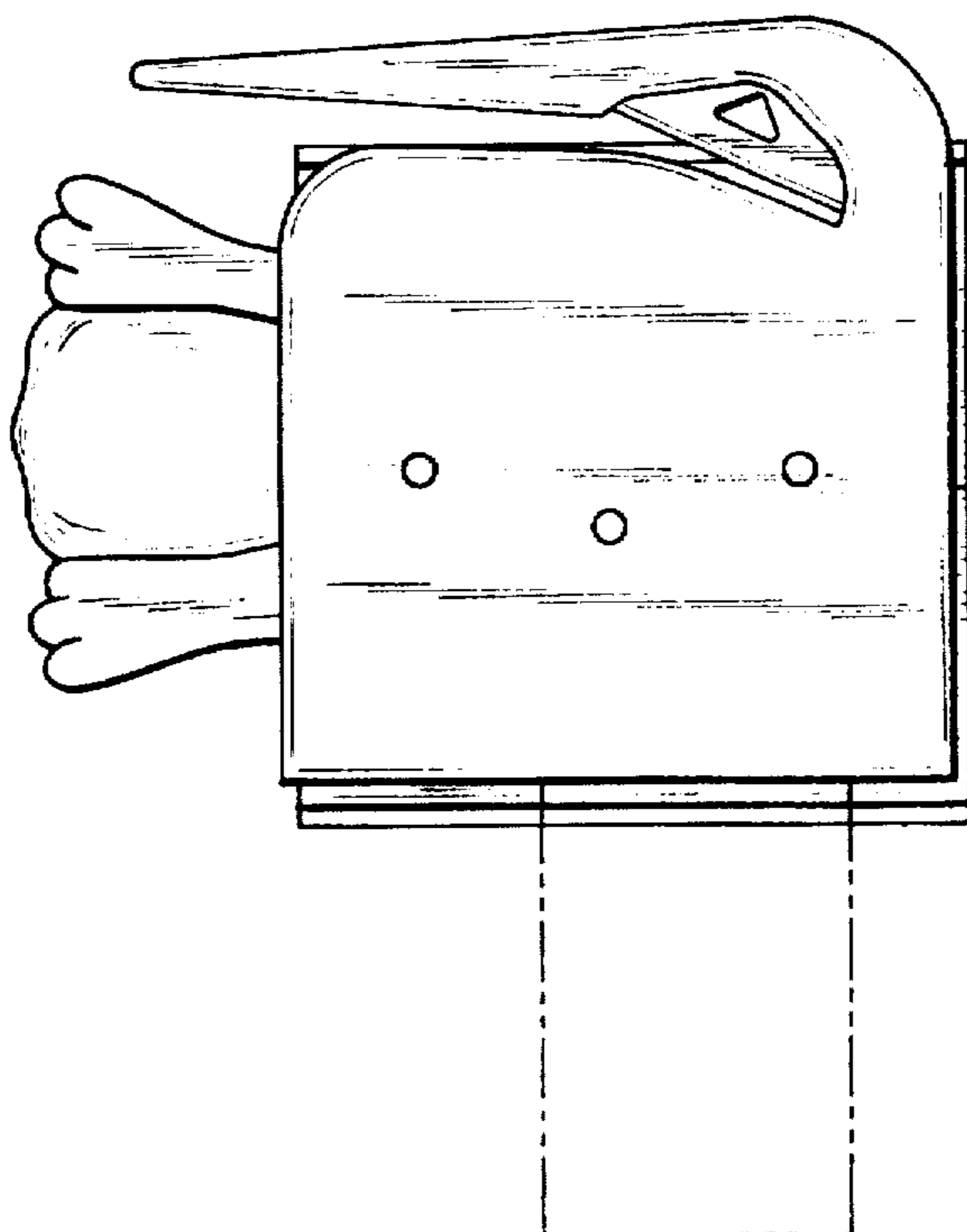


FIG. 4

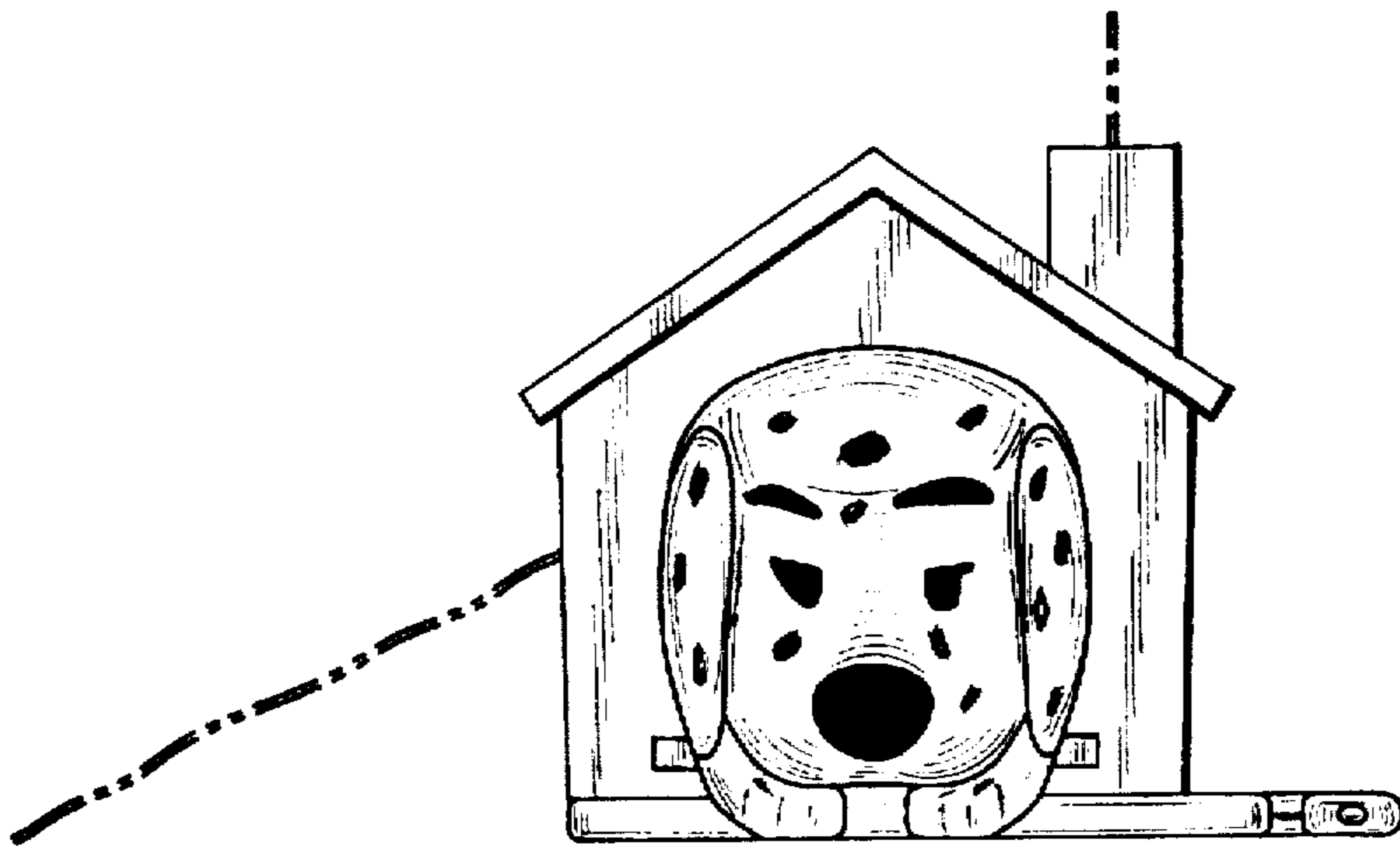


FIG. 5

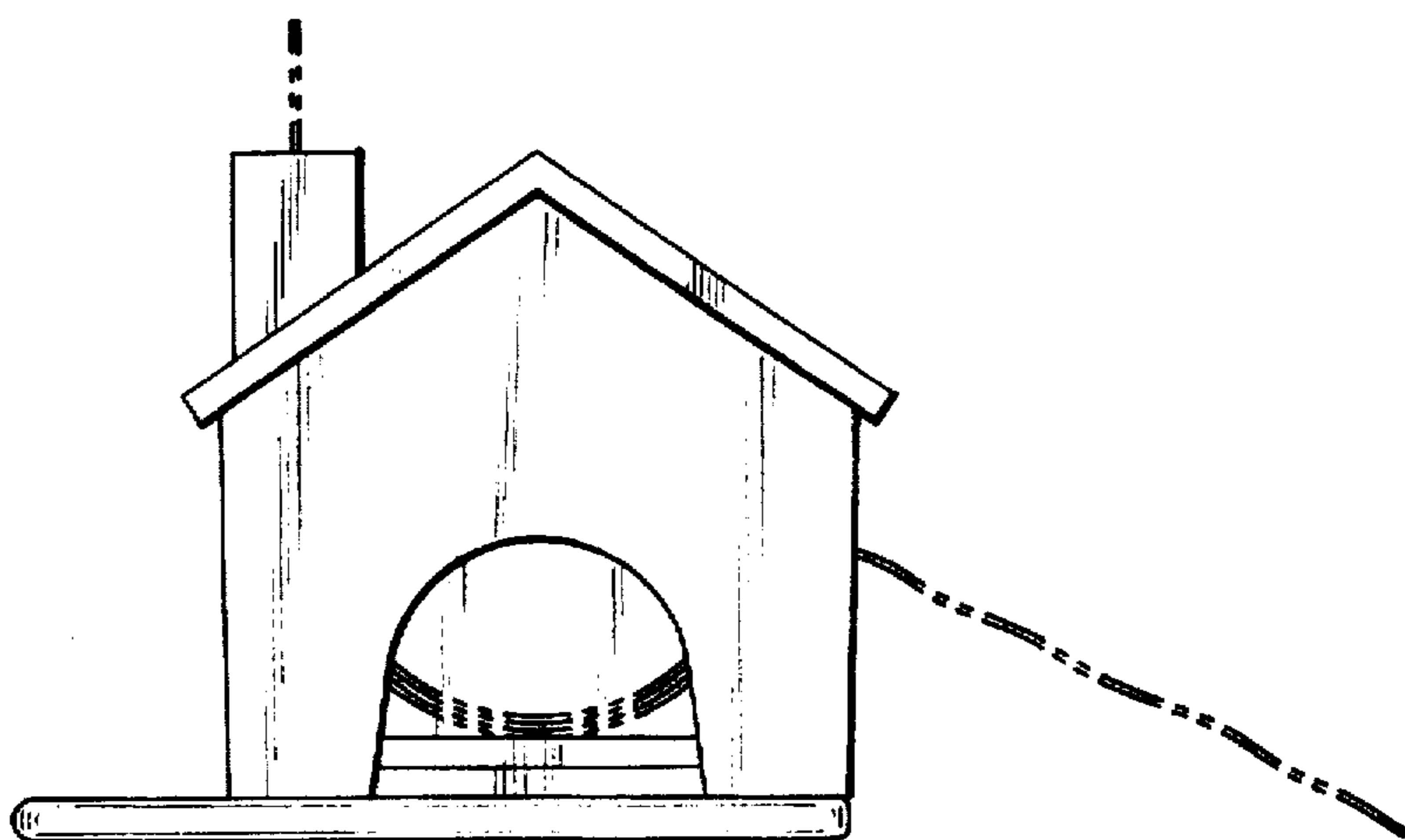


FIG. 6




FIG. 7

